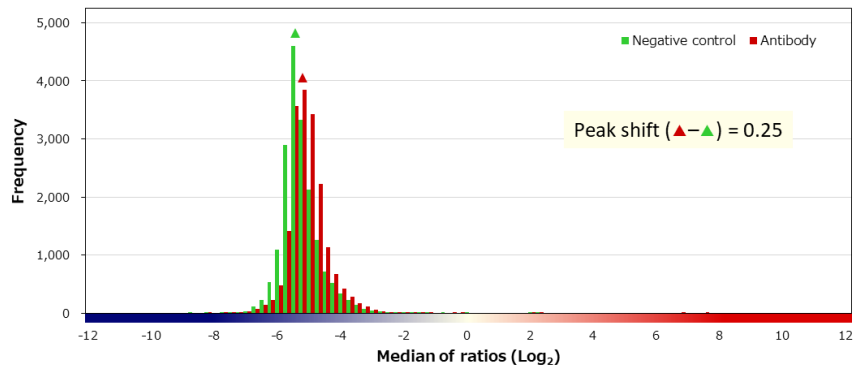
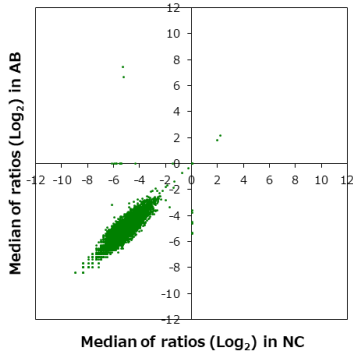


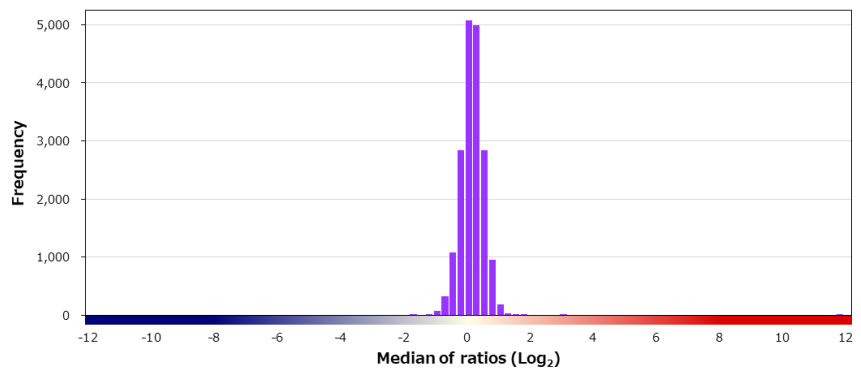
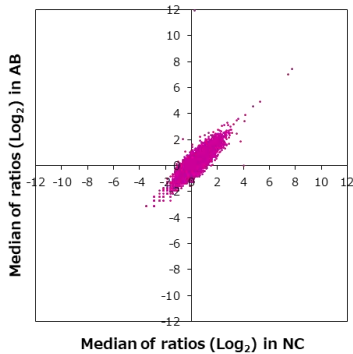
Supplier	Leica		Product code	NCL-L-WAF-1	Lot #	6070171	
Host	Mouse	Clonality	Monoclonal	Isotype	IgG1	Clone	4D10
Applications	<input type="checkbox"/> WB <input type="checkbox"/> SW <input type="checkbox"/> ELISA <input type="checkbox"/> FCM <input type="checkbox"/> ICC <input type="checkbox"/> IF <input checked="" type="checkbox"/> IHC <input type="checkbox"/> IP <input type="checkbox"/> B/N						
Note							

**タンパク質マイクロアレイ (18K)**

■ 測定値 (Raw データ) 分布

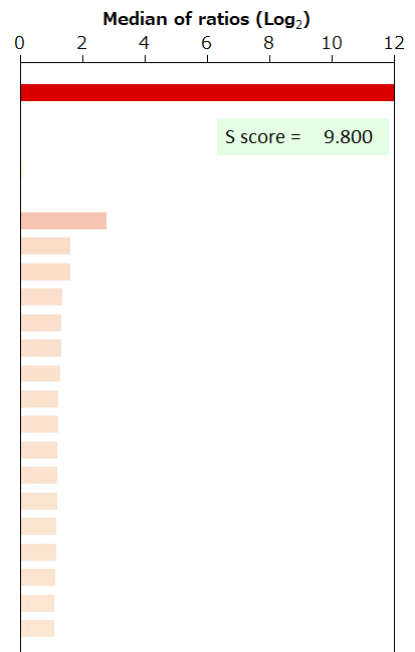


■ 補正值分布



■ 特異性検証

Rank	Gene	Protein	Score
<b>On target</b>			
1	CDKN1A	NP_000380.1	12.571
<b>Off target</b>			
-	CDKN1C	NP_000067.1	0.132
-	CDKN1B	NP_004055.1	-0.283
2	C2orf49	NP_076998.1 (G185D)	2.771
3	S100A2	NP_005969.1	1.617
4	DNAJA4	NP_001123654.1	1.609
5	ONECUT1	NP_004489.1	1.369
6	ARIH1	NP_005735.2	1.347
7	RAP2B	NP_002877.2	1.320
8	TP53	NP_001119590.1:p.E247K	1.299
9	FAM32A	NP_054796.1	1.235
10	PSD2	NP_115665.1	1.222
11	UTP18	NP_057085.2	1.220
12	DROSHA	NP_037367.3	1.207
13	ZNF703	NP_079345.1	1.190
14	PDZD7	NP_079171.1	1.183
15	PDIA2	NP_006840.2	1.167
16	COX19	NP_001026788.1	1.147
17	SCPEP1	NP_067639.1	1.106
17	TCEA2	NP_003186.1	1.106



BSA	-	HA peptide	-	6xHis peptide	-	FLAG peptide	-	GST	-	MBP	-	Hemocyanin -KLH	-
-----	---	------------	---	---------------	---	--------------	---	-----	---	-----	---	-----------------	---