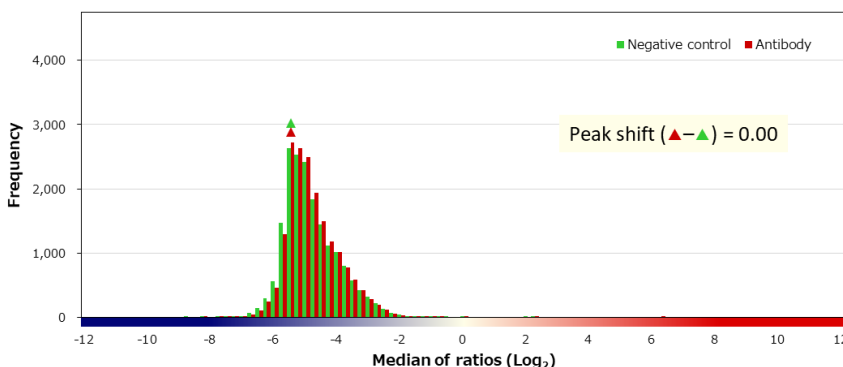
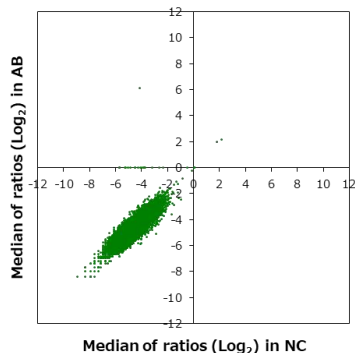


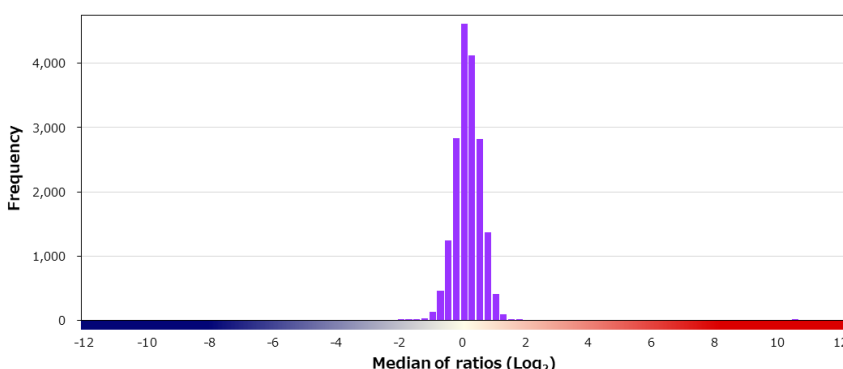
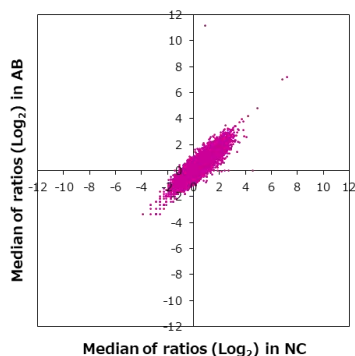
Supplier	Product code		Lot #
Leica	NCL-L-EZH2		6071626
Host	Clonality	Isotype	Clone
Mouse	Monoclonal	IgG1	6A10
Applications			
<input type="checkbox"/> WB	<input type="checkbox"/> SW	<input type="checkbox"/> ELISA	<input type="checkbox"/> FCM
<input type="checkbox"/> ICC	<input type="checkbox"/> IF	<input checked="" type="checkbox"/> IHC	<input type="checkbox"/> IP
<input type="checkbox"/> B/N			
Note			

タンパク質マイクロアレイ (18K)

測定値 (Raw データ) 分布

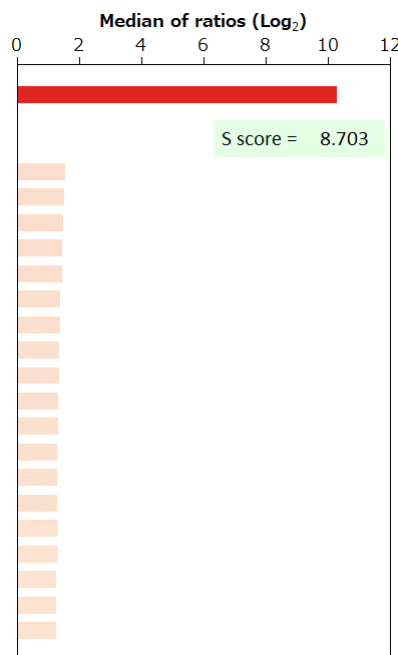


補正值分布



特異性検証

Rank	Gene	Protein	Score
On target			
1	EZH2	NP_004447.2	10.275
Off target			
2	CSTF1	NP_001315.1	1.572
3	IRAK3	NP_009130.2 (I147V/L400V)	1.537
4	PIGB	NP_004846.4 (I68L/W299L/L484S)	1.481
5	DXO	NP_005501.2	1.468
6	PPFIBP1	NP_001185845.1	1.461
7	ESRRA	NP_004442.3	1.396
8	S100A1	NP_006262.1	1.389
9	CCDC153	Q494R4-2	1.349
10	LHX5	NP_071758.1	1.349
11	DMP1	NP_004398.1	1.348
12	CABP1	NP_001028849.1	1.342
13	SCAF4	NP_065757.1	1.314
14	COX7C	NP_001858.1	1.309
15	USH1G	NP_775748.2	1.301
16	ZBTB41	NP_919290.2	1.293
17	MARC1	XP_011508206.1 (T63A)	1.292
18	LOC100144595	NP_001243297.1	1.284
19	TP53	NP_001119586.1:p.R248W	1.282
20	TBC1D22A	Q8WUA7-3	1.276



BSA	-	HA peptide	-	6xHis peptide	-	FLAG peptide	-	GST	-	MBP	-	Hemocyanin -KLH	-
-----	---	------------	---	---------------	---	--------------	---	-----	---	-----	---	-----------------	---