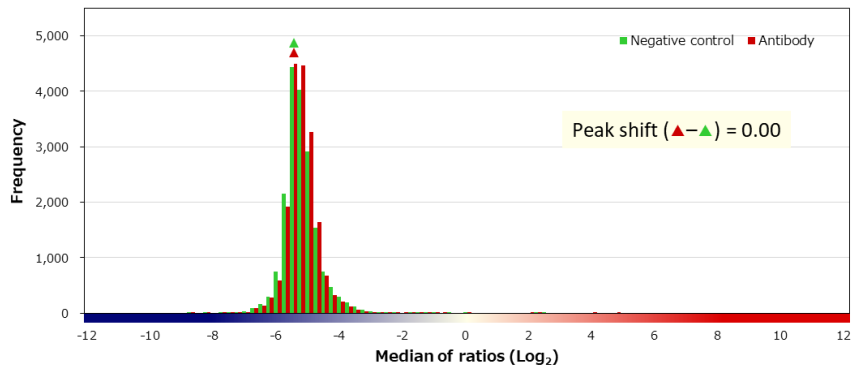
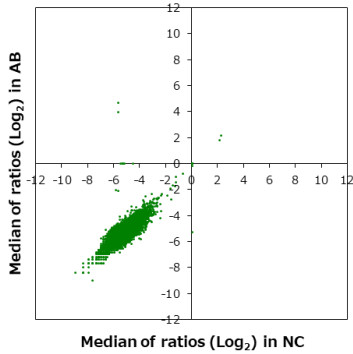


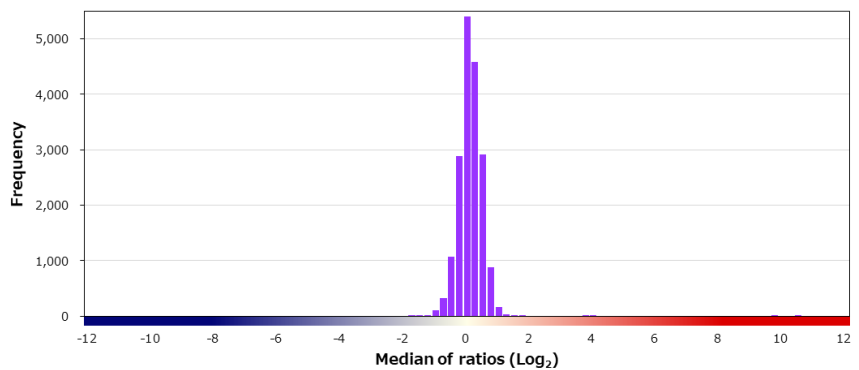
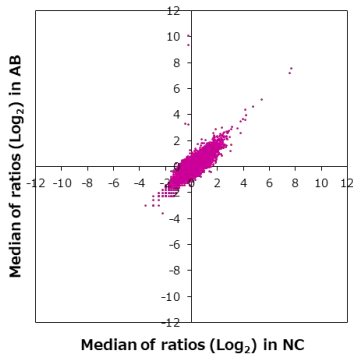
Supplier	Product code		Lot #
Leica	NCL-L-PSMA		6073611
Host	Clonality	Isotype	Clone
Mouse	Monoclonal	IgG1, kappa	1D6
Applications			
<input type="checkbox"/> WB	<input type="checkbox"/> SW	<input type="checkbox"/> ELISA	<input type="checkbox"/> FCM
<input type="checkbox"/> ICC	<input type="checkbox"/> IF	<input checked="" type="checkbox"/> IHC	<input type="checkbox"/> IP
<input type="checkbox"/> B/N			
Note			

タンパク質マイクロアレイ (18K)

■ 測定値 (Raw データ) 分布

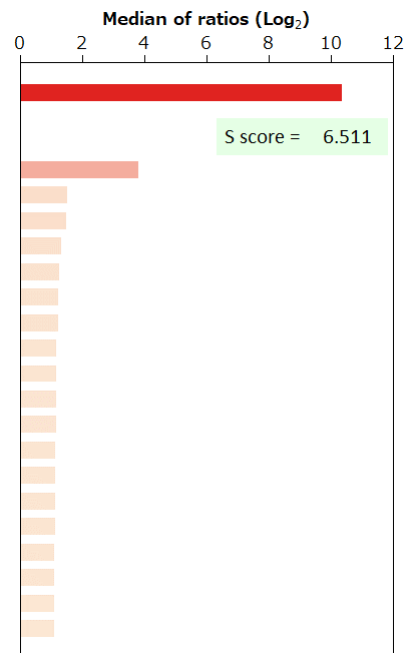


■ 補正值分布



■ 特異性検証

Rank	Gene	Protein	Score
<b>On target</b>			
1	FOLH1	NP_004467.1	10.338
<b>Off target</b>			
2	PDPK1	NP_002604.1	3.827
3	TP53	NP_001263625.1:p.C102Y	1.526
4	PEF1	NP_036524.1	1.480
5	FRMPD1	Q5SYB0-2	1.330
6	RAB40B	NP_006813.1	1.270
7	PROX1	NP_002754.2	1.242
8	GRHL1	NP_937825.2	1.238
9	MFSD2A	NP_001129965.1	1.183
10	DDX47	NP_057439.2	1.171
11	C15orf52	NP_997263.2	1.160
12	C10orf120	NP_001010912.1	1.160
13	WDR19	Q8NEZ3-2	1.148
14	DNAJB3	NP_001001394.1	1.142
14	B4GALT4	NP_003769.1	1.142
16	VPS4A	NP_037377.1	1.137
17	MUC15	NP_663625.2	1.119
18	NOP14	NP_003694.1	1.116
19	EHHADH	NP_001159887.1	1.106
20	EMC10	NP_996261.1	1.100



BSA	-	HA peptide	-	6xHis peptide	-	FLAG peptide	-	GST	-	MBP	-	Hemocyanin -KLH	-
-----	---	------------	---	---------------	---	--------------	---	-----	---	-----	---	-----------------	---