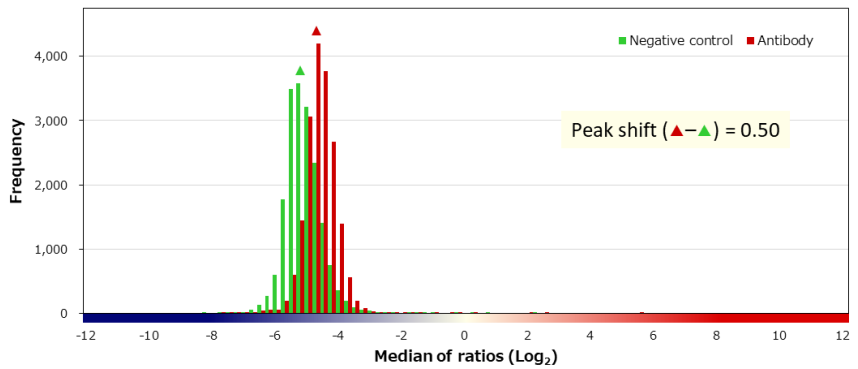
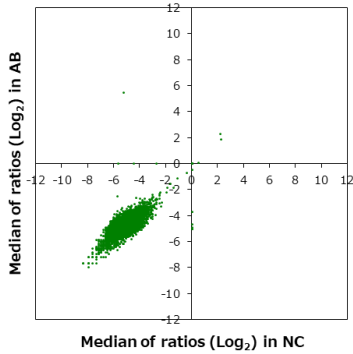


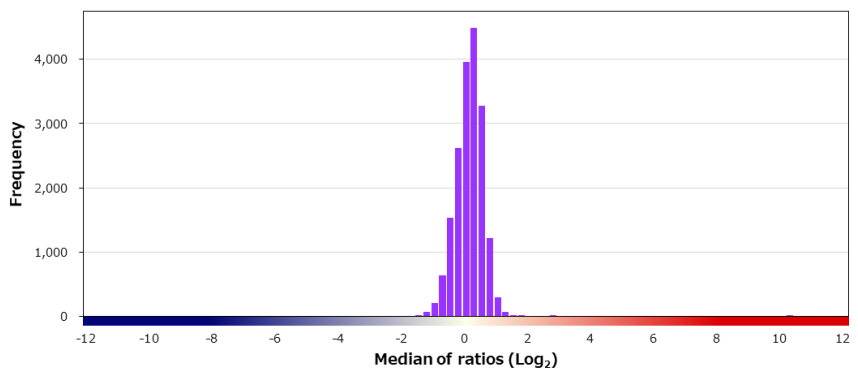
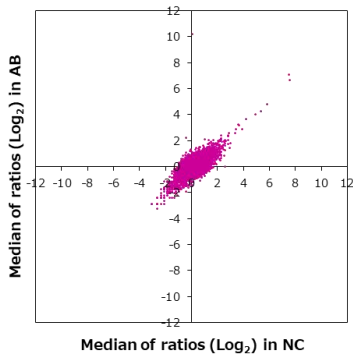
Supplier Leica	Product code NCL-L-IgD	Lot # 6074745
Host Mouse	Clonality Monoclonal	Isotype IgG1
Applications <input type="checkbox"/> WB <input type="checkbox"/> SW <input type="checkbox"/> ELISA <input type="checkbox"/> FCM <input type="checkbox"/> ICC <input type="checkbox"/> IF <input checked="" type="checkbox"/> IHC <input type="checkbox"/> IP <input type="checkbox"/> B/N		
Note		

タンパク質マイクロアレイ (18K)

■ 測定値 (Raw データ) 分布

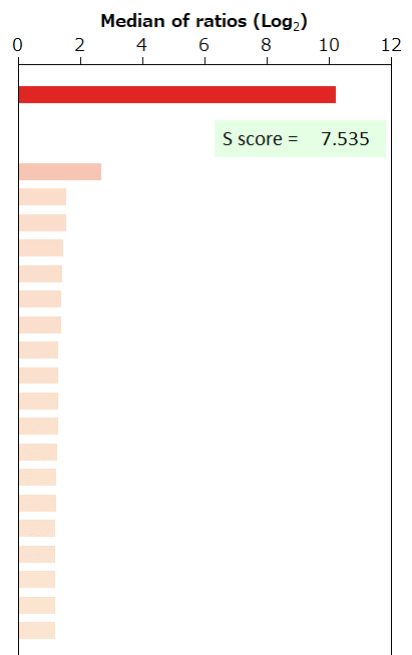


■ 補正值分布



■ 特異性検証

Rank	Gene	Protein	Score
On target			
1	IGHD	AK057617.1 (21..1610)	10.222
Off target			
2	RNF141	NP_057506.2	2.687
3	H1FOO	NP_001295191.1	1.571
4	PINX1	NP_060354.4	1.558
5	PROCA1	NP_001291881.1	1.453
6	NUPR1	NP_001035948.1	1.422
7	UBA5	NP_079094.1	1.410
8	REEP2	NP_001258732.1	1.403
9	ANKRD42	NP_872409.2	1.307
10	NMU	NP_006672.1	1.301
11	TP53	NP_001119587.1:p.H82R	1.291
12	FBXO28	NP_055991.1	1.291
13	MANBAL	NP_071360.1	1.277
14	GOSR1	NP_004862.1	1.249
15	PCDHGC3	NP_002579.2	1.243
16	DLK2	NP_076421.2	1.206
17	THAP1	NP_060575.1	1.206
18	TMEM106C	NP_076961.1	1.200
18	IRS4	NP_003595.1	1.200
18	INPP5K	NP_057616.2	1.200



BSA	-	HA peptide	-	6xHis peptide	-	FLAG peptide	-	GST	-	MBP	-	Hemocyanin -KLH	-
-----	---	------------	---	---------------	---	--------------	---	-----	---	-----	---	-----------------	---