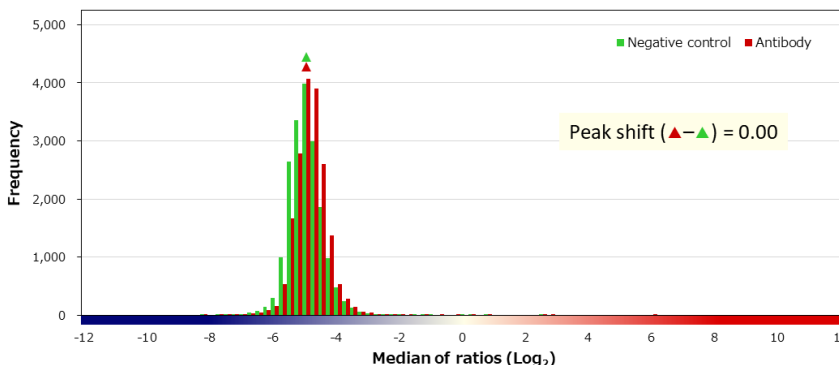
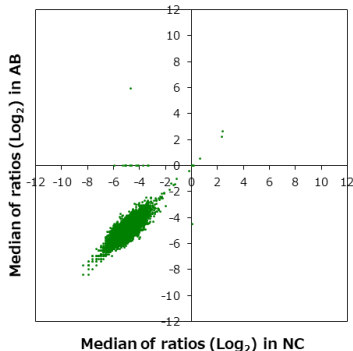


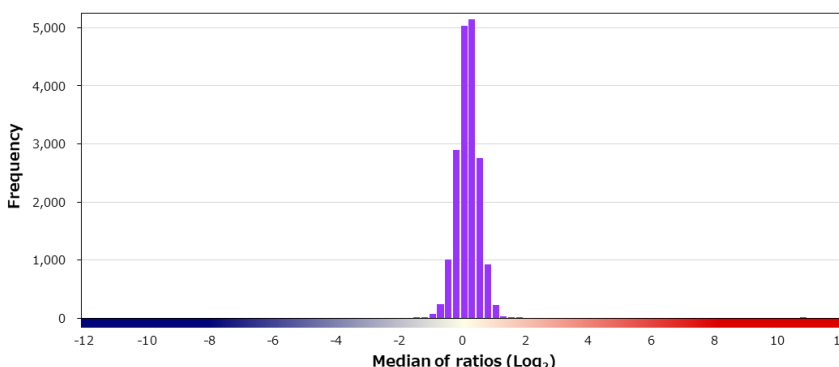
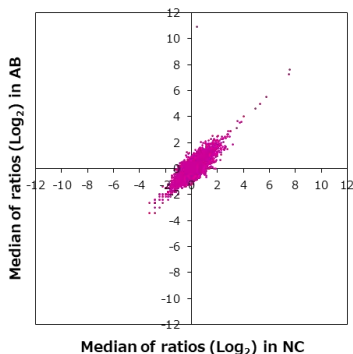
Supplier Leica	Product code NCL-L-MSH2-612	Lot # 6073450
Host Mouse	Clonality Monoclonal	Isotype IgG1
Applications <input type="checkbox"/> WB <input type="checkbox"/> SW <input type="checkbox"/> ELISA <input type="checkbox"/> FCM <input type="checkbox"/> ICC <input type="checkbox"/> IF <input checked="" type="checkbox"/> IHC <input type="checkbox"/> IP <input type="checkbox"/> B/N		
Note		

タンパク質マイクロアレイ (18K)

■ 測定値 (Raw データ) 分布

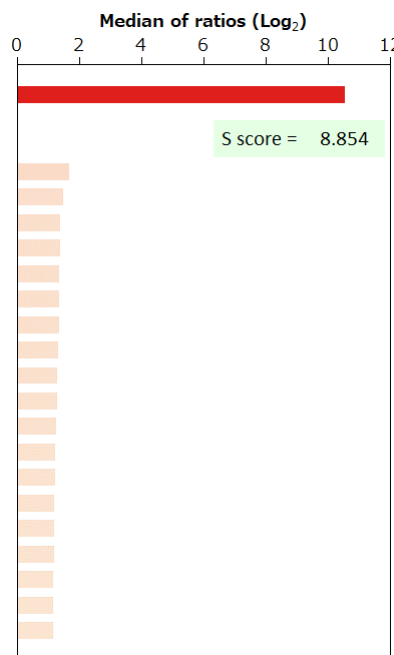


■ 補正值分布



■ 特異性検証

Rank	Gene	Protein	Score
On target			
1	MSH2	NP_000242.1	10.528
Off target			
2	LMLN	NP_001129521.2	1.674
3	VRTN	NP_060698.2	1.496
4	IRF8	NP_002154.1	1.392
5	ODF2	NP_001229281.1	1.390
6	EPS15	NP_001972.1	1.375
7	ZNF277	NP_068834.2	1.365
8	HOXA10	P31260-2	1.352
9	BRSK2	NP_001243559.1	1.326
10	TP53	NP_001119588.1:p.R81*	1.314
11	PLEKHA1	NP_001182537.1	1.291
12	CASP4	NP_001216.1	1.265
13	SATB2	NP_056080.1	1.233
14	DPP9-AS1	NP_001229830.1	1.224
15	SLAIN1	NP_653196.1	1.220
16	AMZ1	NP_597720.1	1.207
17	DNER	NP_620711.3 (P433L)	1.205
18	PLEKHA8P1	O95397	1.188
19	MYO1G	NP_149043.2	1.180
20	HINT3	NP_612638.3 (G36A)	1.164



BSA	-	HA peptide	-	6xHis peptide	-	FLAG peptide	-	GST	-	MBP	-	Hemocyanin -KLH	-
-----	---	------------	---	---------------	---	--------------	---	-----	---	-----	---	-----------------	---