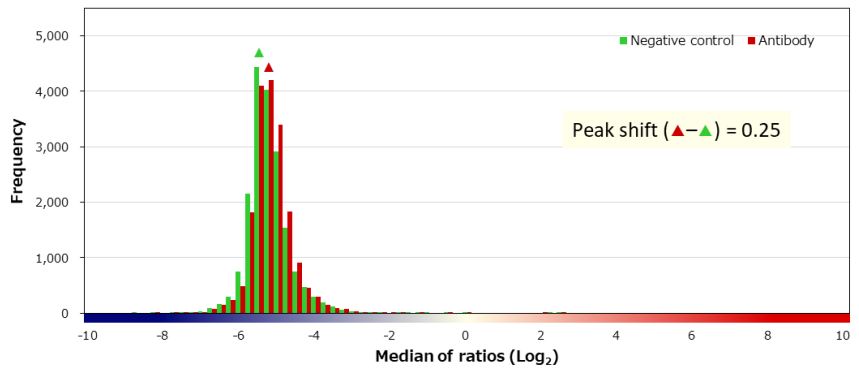
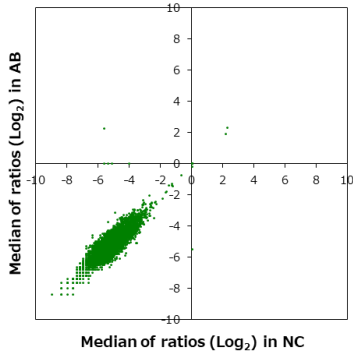


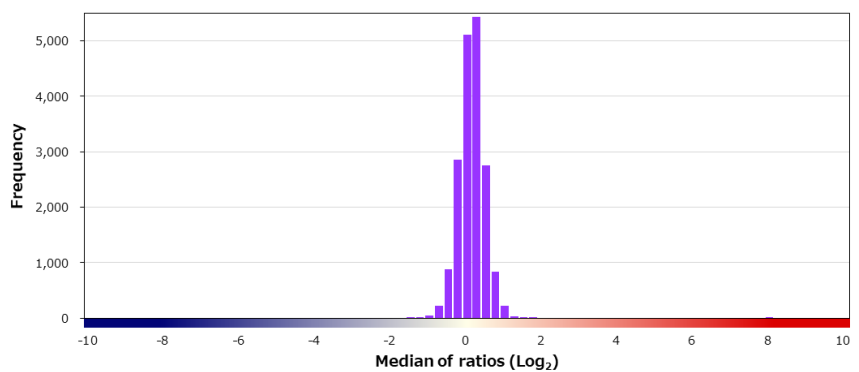
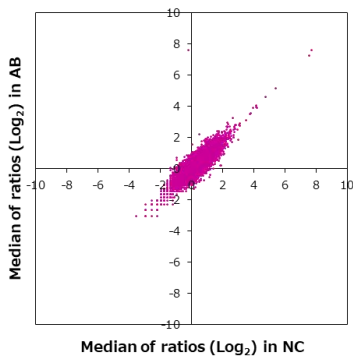
Supplier Leica	Product code NCL-L-PAX-5	Lot # 6068550
Host Mouse	Clonality Monoclonal	Isotype IgG1
Applications <input type="checkbox"/> WB <input type="checkbox"/> SW <input type="checkbox"/> ELISA <input type="checkbox"/> FCM <input type="checkbox"/> ICC <input type="checkbox"/> IF <input checked="" type="checkbox"/> IHC <input type="checkbox"/> IP <input type="checkbox"/> B/N		
Note		

タンパク質マイクロアレイ (18K)

■ 測定値 (Raw データ) 分布

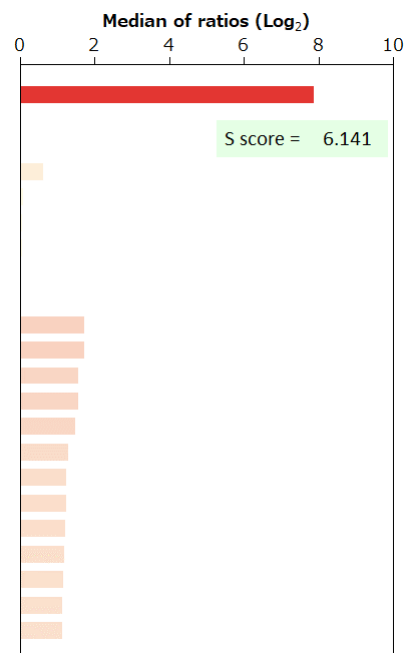


■ 補正值分布



■ 特異性検証

Rank	Gene	Protein	Score
On target			
1	PAX5	NP_057953.1	7.863
Off target			
-	PAX6	NP_000271.1	0.630
-	PAX3	NP_852123.1	0.098
-	PAX8	NP_003457.1	0.069
-	PAX9	NP_006185.1	0.066
-	PAX3	NP_852124.1	-0.376
-	PAX2	NP_003981.2	-0.639
2	PSD2	NP_115665.1	1.722
3	C10orf120	NP_001010912.1	1.719
4	UNC5B	NP_734465.2	1.571
5	E2F8	NP_078956.2	1.571
6	B4GALT4	NP_003769.1	1.477
7	PCDHB11	NP_061754.1 (D528E)	1.300
8	ZNF419	NP_001091964.1	1.251
9	ME1	NP_002386.1	1.242
10	CD47	NP_001768.1	1.209
11	PMVK	NP_006547.1	1.190
12	DDX1	NP_004930.1	1.151
13	TP53	NP_001263625.1:p.I156T	1.139
13	PQLC2L	NP_001123473.1	1.139



BSA	-	HA peptide	-	6xHis peptide	-	FLAG peptide	-	GST	-	MBP	-	Hemocyanin -KLH	-
-----	---	------------	---	---------------	---	--------------	---	-----	---	-----	---	-----------------	---