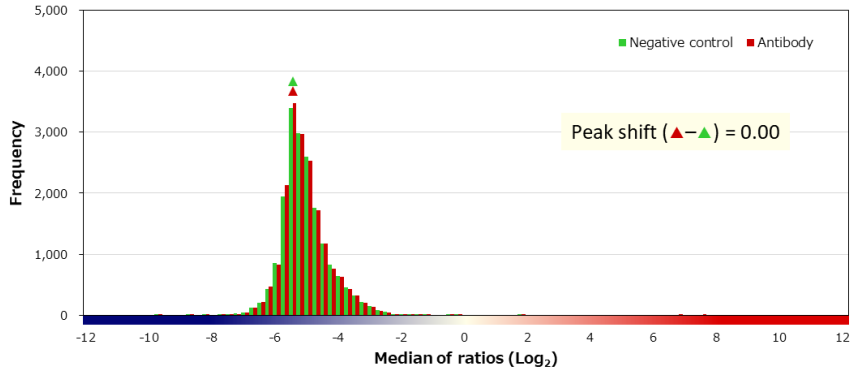
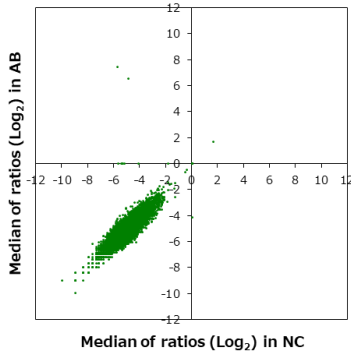


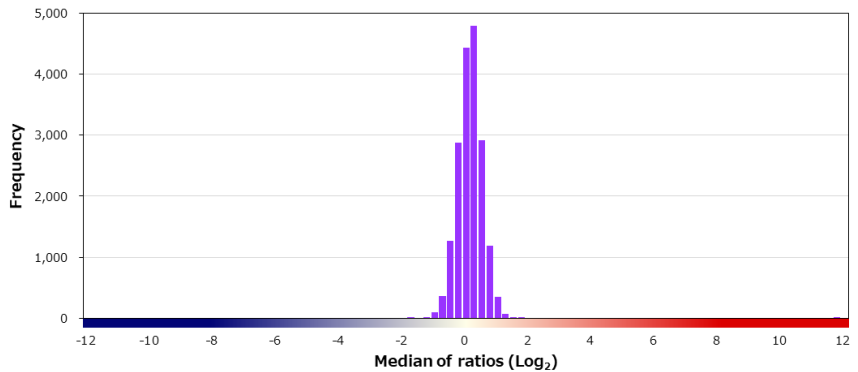
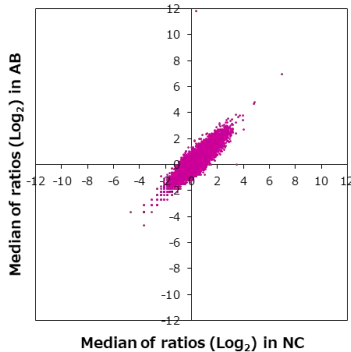
Supplier Cell Signaling Technology		Product code 43248S	Lot # 1
Host Mouse	Clonality Monoclonal	Isotype IgG2a	Clone EH33
Applications <input type="checkbox"/> WB <input type="checkbox"/> SW <input type="checkbox"/> ELISA <input type="checkbox"/> FCM <input type="checkbox"/> ICC <input type="checkbox"/> IF <input checked="" type="checkbox"/> IHC <input type="checkbox"/> IP <input type="checkbox"/> B/N			
Note			

タンパク質マイクロアレイ (18K)

測定値 (Raw データ) 分布

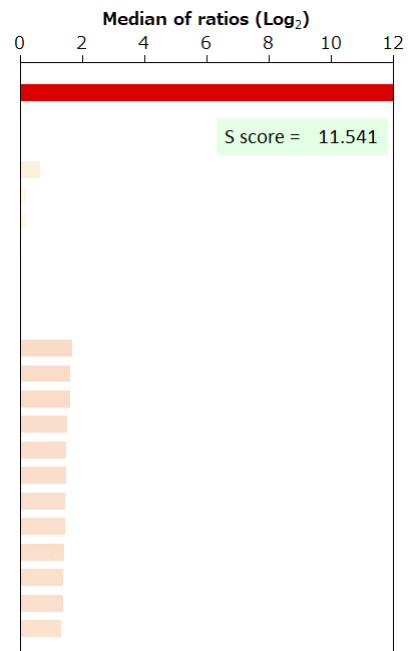


補正值分布



特異性検証

Rank	Gene	Protein	Score
On target			
1	PDCD1	NP_005009.2	13.215
Off target			
-	PDCD6	NP_037364.1	0.672
-	PDCD2	NP_002589.2	0.218
-	PDCD4	NP_001186421.1 (I22V)	0.189
-	PDCD7	NP_005698.1	0.026
-	PDCD11	NP_055791.1	-0.334
-	PDCD10	NP_009148.2	-0.410
-	PDCD5	XP_005259449.1	-0.559
2	TP53	NP_001119590.1:p.H140Y	1.674
3	CD46	NP_758869.1	1.627
4	HIPK1	NP_938009.1	1.611
5	ABCB5	NP_001157414.1	1.511
6	TCL1A	NP_068801.1	1.478
6	KDM5C	NP_004178.2	1.478
8	LINC00467	Q9BRT7	1.471
9	IL17RC	NP_703191.1 (S182L)	1.468
10	MT1HL1	NP_001263616.1	1.436
11	DSG2	NP_001934.2	1.404
12	GRAMD1A	NP_065946.2	1.398
13	PDCL	NP_005379.3	1.348



BSA	-	HA peptide	-	6xHis peptide	-	FLAG peptide	-	GST	-	MBP	-	Hemocyanin -KLH	-
-----	---	------------	---	---------------	---	--------------	---	-----	---	-----	---	-----------------	---