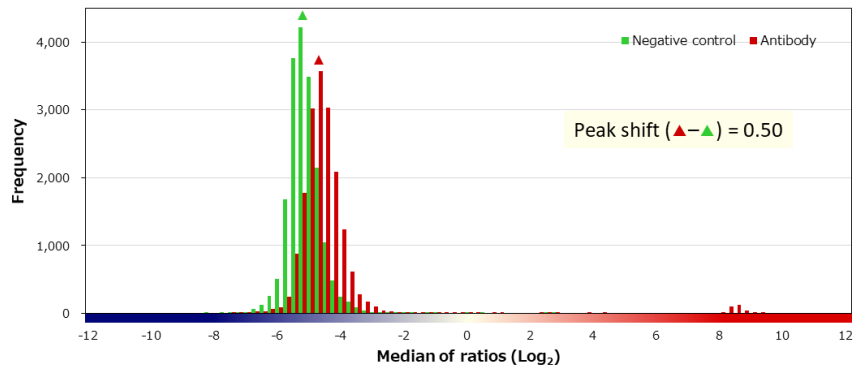
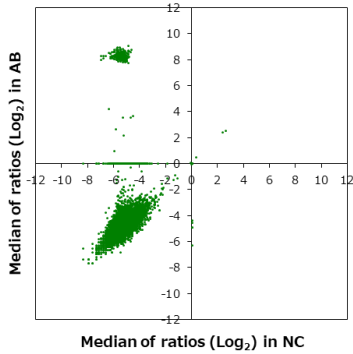


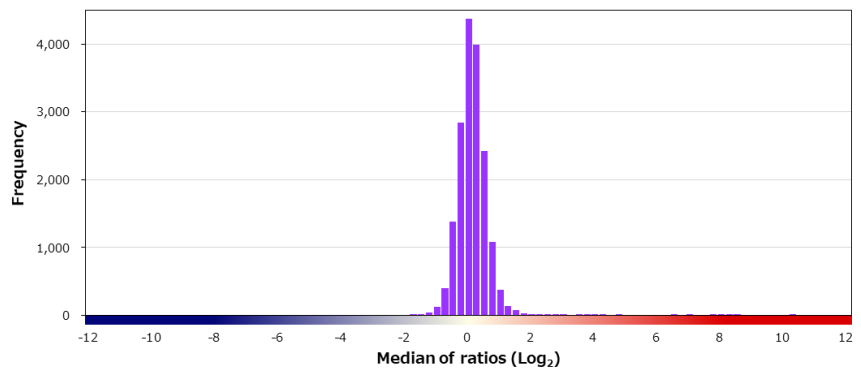
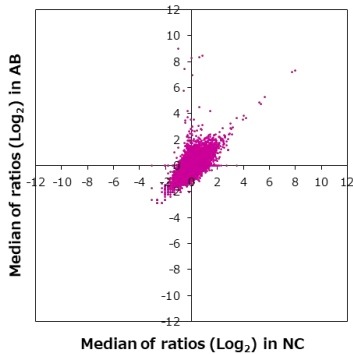
Supplier Leica	Product code NCL-L-p53-DO7	Lot # 6074339
Host Mouse	Clonality Monoclonal	Isotype IgG2b
Applications <input type="checkbox"/> WB <input type="checkbox"/> SW <input type="checkbox"/> ELISA <input type="checkbox"/> FCM <input type="checkbox"/> ICC <input type="checkbox"/> IF <input checked="" type="checkbox"/> IHC <input type="checkbox"/> IP <input type="checkbox"/> B/N		
Note		

タンパク質マイクロアレイ (18K)

測定値 (Raw データ) 分布

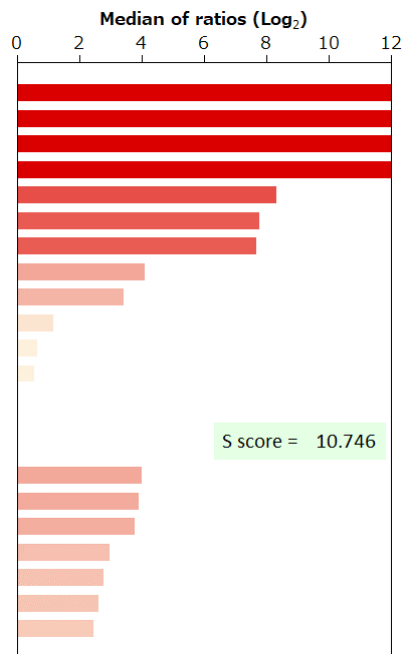


補正值分布



特異性検証

Rank	Gene	Protein	Score
On target			
1	TP53	NP_000537.3:p.Q192*	14.759
2	TP53	NP_001119586.1	13.725
3	TP53	NP_001119585.1	13.581
4	TP53	NP_000537.3	13.102
5	TP53	NP_001263624.1	8.333
6	TP53	NP_001119590.1	7.762
7	TP53	NP_001263625.1	7.662
8	TP53	NP_001263627.1	4.096
12	TP53	NP_001119589.1	3.430
-	TP53	NP_001263626.1	1.167
-	TP53	NP_001119587.1	0.643
-	TP53	NP_001263628.1	0.549
-	TP53	NP_001119588.1	N/A
Off target			
9	MAPKAPK2	NP_116584.2	4.013
10	CDKN1A	NP_000380.1	3.905
11	EGFR	NP_005219.2:p.E746_A750delELREA	3.793
13	FZD4	NP_036325.2	2.963
14	ZFYVE16	NP_055548.3 (I192T)	2.781
15	CTNNB1	NP_001895.1	2.633
16	TWIST2	NP_476527.1	2.466



BSA	-	HA peptide	-	6xHis peptide	-	FLAG peptide	-	GST	-	MBP	-	Hemocyanin -KLH	-
-----	---	------------	---	---------------	---	--------------	---	-----	---	-----	---	-----------------	---