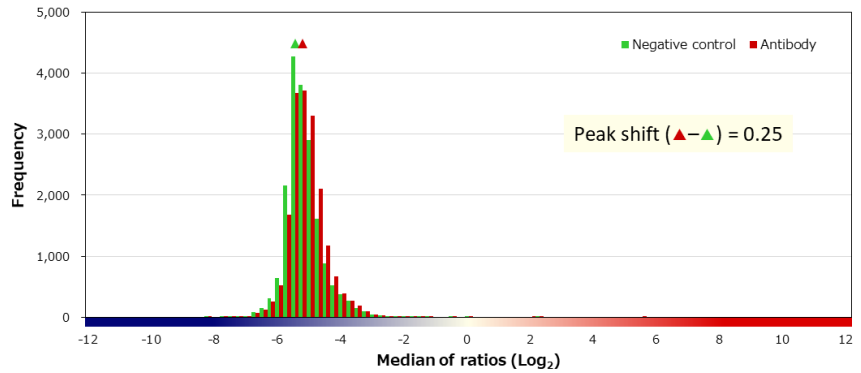
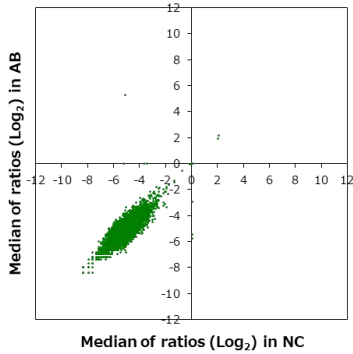


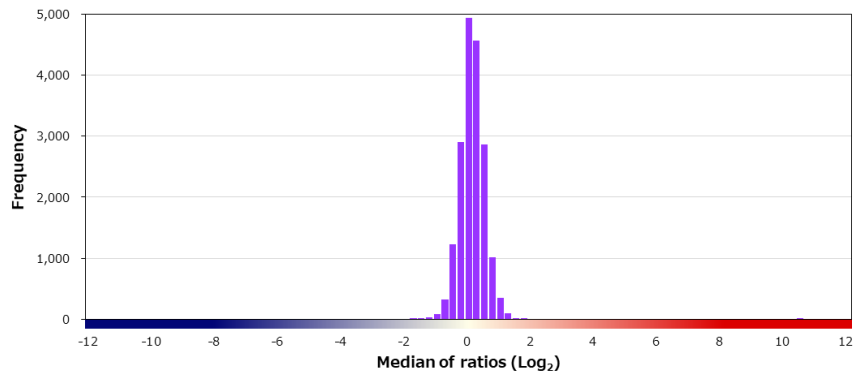
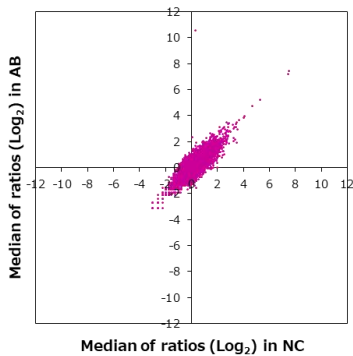
Supplier	Leica		Product code	NCL-L-TPO		Lot #	6069452	
Host	Mouse		Clonality	Monoclonal		Isotype	IgG1	
Applications	<input type="checkbox"/> WB	<input type="checkbox"/> SW	<input type="checkbox"/> ELISA	<input type="checkbox"/> FCM	<input type="checkbox"/> ICC	<input type="checkbox"/> IF	<input checked="" type="checkbox"/> IHC	<input type="checkbox"/> IP <input type="checkbox"/> B/N
Note								

タンパク質マイクロアレイ (18K)

測定値 (Raw データ) 分布

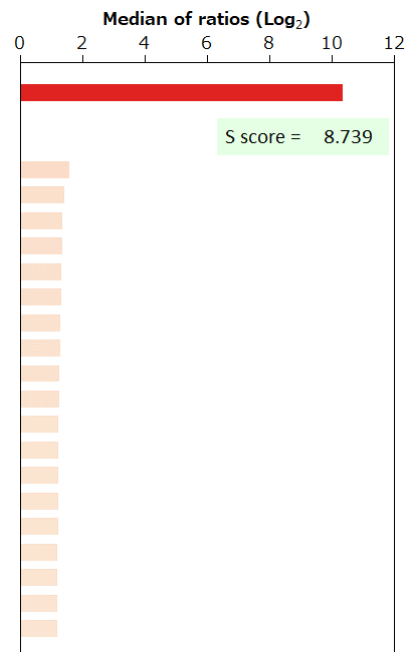


補正值分布



特異性検証

Rank	Gene	Protein	Score
On target			
1	TPO	NP_000538.3	10.345
Off target			
2	TP53	NP_001119590.1:p.E247K	1.606
3	ARL13A	Q5H913-1	1.430
4	NPTX1	NP_002513.2	1.373
5	LPO	NP_006142.1	1.364
6	DDX19B	NP_009173.1	1.328
7	C1QBP	NP_001203.1	1.328
8	FSCN2	NP_036550.1	1.288
9	PEX11A	NP_003838.1	1.285
10	TTC36	NP_001073910.1	1.283
11	INAFM1	NP_848606.3	1.267
12	PAWR	NP_002574.2	1.247
13	TEX14	NP_112562.3	1.235
14	GPR146	NP_612454.1	1.235
14	ALX4	NP_068745.2	1.235
16	CCDC159	P0C716-3	1.225
17	EGFR	NP_005219.2:p.C797S	1.220
18	SLC20A2	NP_006740.1	1.218
19	GSDMD	NP_079012.3	1.209
19	BNC1	NP_001288135.1	1.209



BSA	-	HA peptide	-	6xHis peptide	-	FLAG peptide	-	GST	-	MBP	-	Hemocyanin -KLH	-
-----	---	------------	---	---------------	---	--------------	---	-----	---	-----	---	-----------------	---