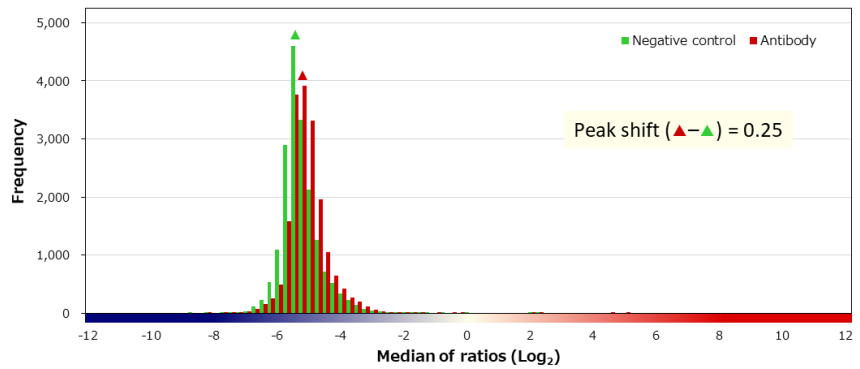
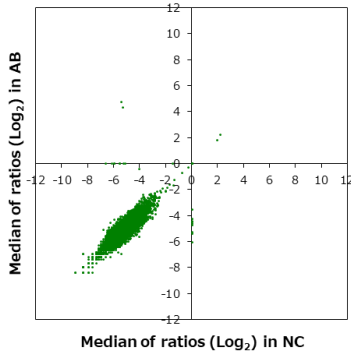


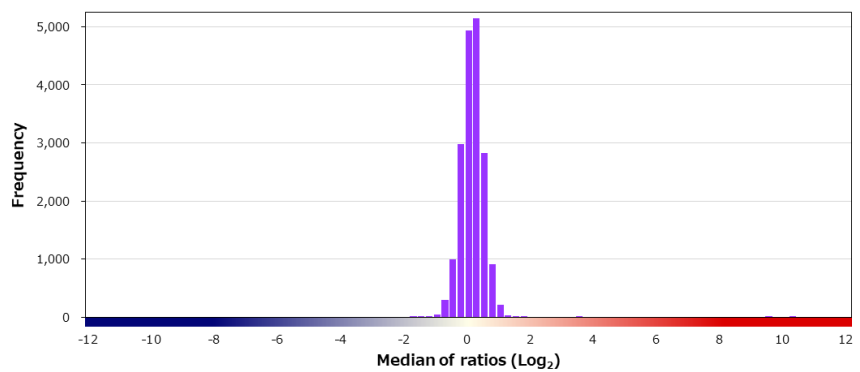
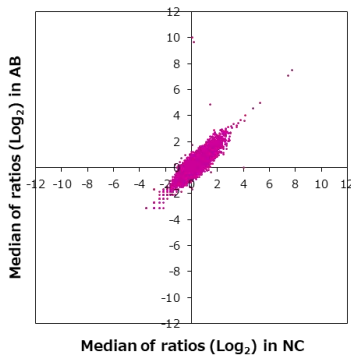
Supplier	Leica		Product code	NCL-L-WT1-562		Lot #	6072766		
Host	Mouse		Clonality	Monoclonal		Isotype	IgG1		
Applications	<input type="checkbox"/> WB	<input type="checkbox"/> SW	<input type="checkbox"/> ELISA	<input type="checkbox"/> FCM	<input type="checkbox"/> ICC	<input type="checkbox"/> IF	<input checked="" type="checkbox"/> IHC	<input type="checkbox"/> IP	<input type="checkbox"/> B/N
Note									

タンパク質マイクロアレイ (18K)

測定値 (Raw データ) 分布

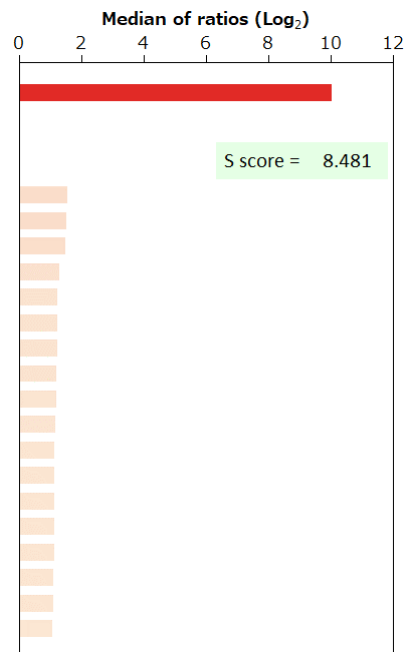


補正值分布



特異性検証

Rank	Gene	Protein	Score
On target			
1	WT1	NP_077742.2	10.031
-	WT1	NP_001185481.1	-0.865
Off target			
2	PCGF6	NP_001011663.1	1.550
3	LRRN4	NP_689824.2	1.539
4	S100A2	NP_005969.1	1.486
5	LIPJ	NP_001010939.2 (I210V)	1.316
6	PDZD7	NP_079171.1	1.237
7	FXYD5	NP_054883.3	1.229
7	PFDN4	NP_002614.2	1.229
9	HOOK3	NP_115786.1	1.220
10	PCP4L1	NP_001096036.1	1.194
11	ZNF658	NP_149350.3	1.161
12	C21orf59	NP_067077.1	1.155
13	RNF14	NP_004281.1	1.135
13	CT45A1	NP_001017417.1 (R120Q)	1.135
15	SMPX	NP_055147.1	1.135
15	H2AFY	NP_613258.2	1.135
17	RAB11FIP5	NP_056285.1	1.122
18	ZBTB43	NP_054726.1	1.118
19	RADIL	Q96JH8-2 (S391G)	1.087



BSA	-	HA peptide	-	6xHis peptide	-	FLAG peptide	-	GST	-	MBP	-	Hemocyanin -KLH	-
-----	---	------------	---	---------------	---	--------------	---	-----	---	-----	---	-----------------	---