


市販抗体の格付けと3つ星抗体



はじめに

タンパク質の検出、定量、分離・精製など、幅広い用途に使用される「抗体」は、ライフサイエンス分野を支える重要な研究ツールです。しかし、2015年5月、Nature 誌において「再現できない実験の裏に抗体あり」という記事が掲載されたのを皮切りに、世の中で市販されている抗体の品質や使い方に関するさまざまな問題がクローズアップされました。2016年9月には、抗体を検証するための国際的ワーキンググループ IWGAV (The International Working Group for Antibody Validation) が発足し、Nature Methods 誌に「抗体を検証するための提案」を発表しました。再現性と信頼性の高い結果を取得するためには、その性能が十分にかつ正しく検証された抗体を使用することが不可欠といえます。多くの研究コミュニティや抗体ベンダーが、抗体の問題の解決に向けたさまざまな取り組みを展開しています。

福島医薬品関連産業支援拠点化事業（福島事業）においても、独自開発したタンパク質マイクロアレイシステムを活用し、抗体問題解決への取り組みを進めています。福島事業のタンパク質マイクロアレイには、コムギ胚芽無細胞タンパク質合成技術により独自に合成した 16,000 種類を超えるヒトリコンビナントタンパク質が、1枚のスライドガラス基板上に固定されています。これはヒトの全遺伝子の約 70%に相当し、さまざまなカテゴリーのタンパク質が揃っています。また、標準配列を持つタンパク質だけでなく、がんにおいて多く見られる変異体や融合タンパク質が豊富に揃っているのも特長です。このタンパク質マイクロアレイを用いて、市場に流通している研究用抗体試薬について、アレイ上の標的タンパク質に対する反応性と、同じく標的ではないタンパク質（オフターゲット）に対する反応性（交差反応性）を調べています。すなわち、抗体の特異性の検証です。さらに、これらの評価の結果をもとにした各抗体の格付けを行っています。

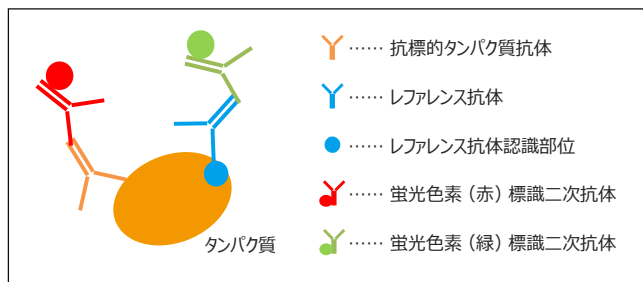
福島事業ではこれまで、約 1,600 品目の抗体について特異性の検証を終え、そのうち 1,200 品目以上の抗体を格付けしました。本レポートでは、福島事業のタンパク質マイクロアレイによる抗体の評価ならびに格付け方法のご紹介と、格付け最上位ランクの抗体の品目リストを開示いたします。皆様の研究に是非お役立てください。

タンパク質マイクロアレイによる反応の検出とスコア化

福島事業では、実験間の誤差やマイクロアレイのロットの違いによる品質のばらつきの影響を最小限に抑えるため、2色法をベースとする独自の検出方法を採用しています。まず、評価する抗体と比較対照となるレファレンス抗体を、マイクロアレイ上にスポットされたタンパク質に同時に反応させます。マイクロアレイ上のすべてのタンパク質を検出するため、レファレンスには独自開発した抗体ミクスチャーを使用しています。次に、評価する抗体を赤色、レファレンス抗体を緑色の蛍光色素で標識した二次抗体によってそれぞれ検出し（図 1a）、それぞれの蛍光シグナル強度を測定します。そして、緑色の蛍光シグナル強度に対する赤色の蛍光シグナル強度の比を、底を 2 とする対数値に変換し、これを各スポットの測定値としています。反応試験を行う際には、レファレンス抗体ならびに二次抗体を反応させた陰性対照（ネガティブコントロール）についても同時に測定を行っています。続いて、これらの測定値を独自のノーマライズ手法によって補正し（図 1b）、さらにその補正值をもとにネガティブコントロールとの相対比（2 次比）を算出して、各スポットにおける反応スコアとしています。測定値の分布は、

評価する抗体やマイクロアレイによってばらつきますが、スコアの分布は 0 付近をピークとするベル型（正規分布様）になるため、異なるデータ間の比較解析も可能です。

a) 検出方法（2色法）のイメージ



b) ノーマライズのイメージ

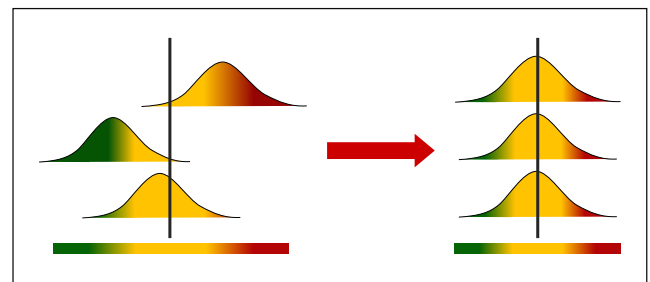


図 1 タンパク質マイクロアレイによる反応の検出と測定値の補正

測定値の分布とピークシフト

測定値の分布の具体例を、図 2 に示します。スキャッタグラム（左）は、縦軸を評価した抗体の測定値、横軸をネガティブコントロールの測定値として、マイクロアレイ上の各スポットについてプロットしたものです。ヒストグラム（右）は、赤色が評価した抗体の測定値、緑色がネガティブコントロールの測定値の分布を表しています。そして、このヒストグラムにおいて、それぞれの最頻値の差（評価した抗体における最頻値からネガティブコントロールにおける最頻値を引いた値）を「ピークシフト」として、後述する抗体の格付けの指標の一つにしています。ピークシフトの値が大きいほど、非特異的な結合（不特定多数のタンパク質スポットに対する反応）が起きていることを表します。したがって、抗体の質としては、ピークシフトの値が小さい方が良いということになります。

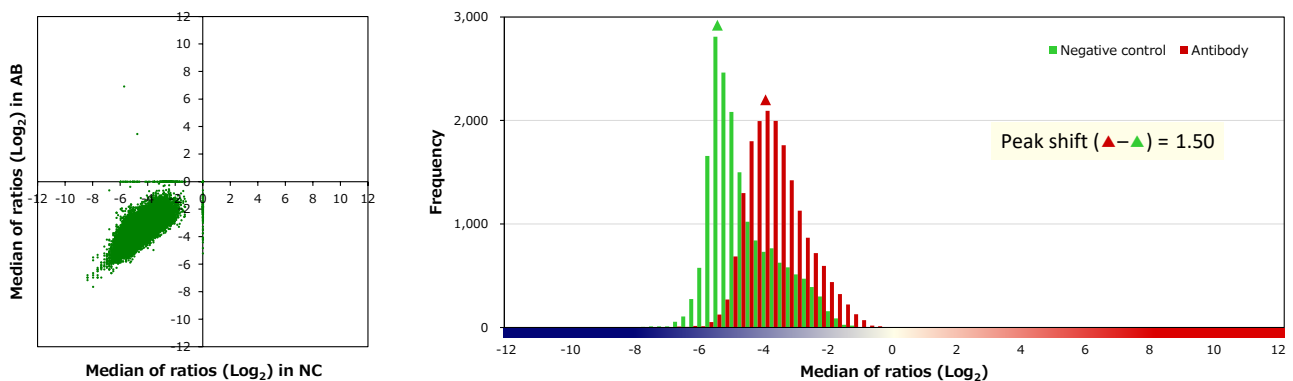


図 2 測定値の分布とピークシフト

補正値の分布とスコアの分布

図 2 と同じデータについて、補正値の分布のスキャッタグラム（左）とスコアの分布のヒストグラム（右）を図 3 に示します。補正値分布をみると、各プロットが原点周辺に集まってきていることが分かります。スコア分布では、0 付近をピークとするベル型（正規分布様）の分布になっていることが分かります。

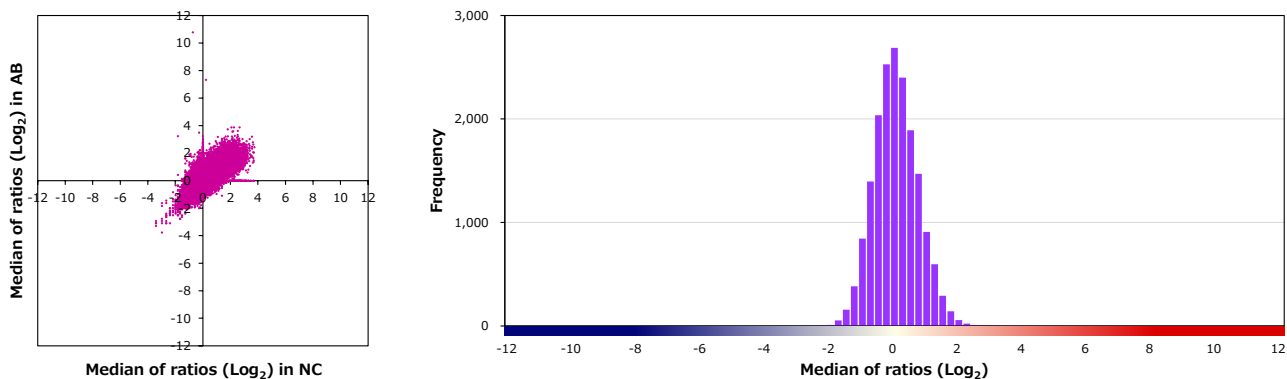


図3 補正值とスコアの分布

Sスコアと抗体の特異性

図2、図3と同じデータについて、マイクロアレイ上の標的タンパク質 (On target) と標的ではないタンパク質 (Off target) のスポットに対するスコアを、リスト形式 (左) と棒グラフ形式 (右) で図4に示します。評価している抗体の標的やマイクロアレイ上のスポットが複数存在する場合は、On target の欄も複数存在します。また、標的タンパク質がマイクロアレイにスポットされていない場合、On target は空欄になります。Off target の欄は、スコアが上位の非標的タンパク質のほか、標的タンパク質と構造や機能が類似した同一ファミリーメンバーのタンパク質を抜き出して表示しています。棒グラフの色は、赤が濃いほどスコアが高いことを示しています。そして、On target と Off target のそれぞれの最上位スコアの差 (On target の最上位スコアから Off target の最上位スコアを引いた値) を「Sスコア」として、後述する抗体の格付けの指標の一つにしています。標的タンパク質に対する結合親和性が標的ではないタンパク質に対する交差反応性よりも高いほど、Sスコアの値は大きくなります。したがって、Sスコアが大きい抗体は、標的特異性が高い抗体であることを示します。SスコアのSは、

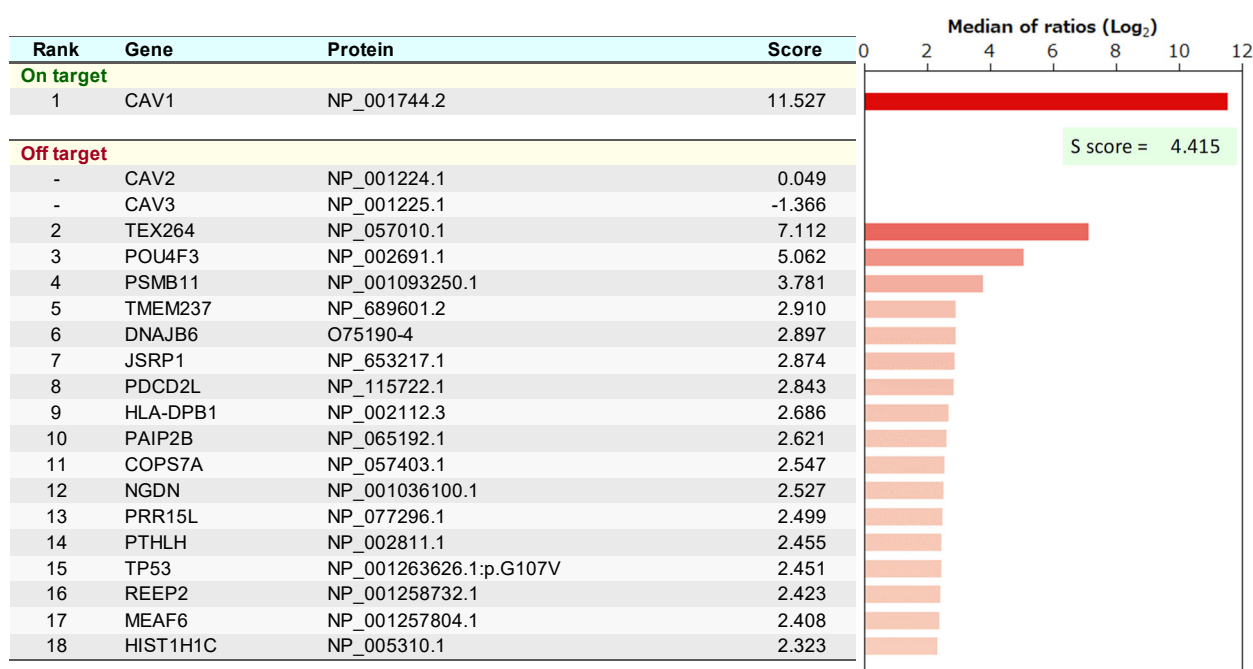


図4 Sスコアと抗体の特異性

特異性を意味するSpecificityの頭文字です。なお、On targetが空欄の場合は、交差反応性のみを評価することになり、Sスコアは算出されません。

欠損値

次のようなケースでは、スコアを欠損値（N/A）として扱っています。On targetのスコアが欠損値の場合、Sスコアは算出されません。

(1) マイクロアレイに問題があるケース

- タンパク質のプリントに失敗し、スポットが抜けていた場合
- スポットの大きさや形状に問題があり、例えば、隣接するスポットの融合などにより解析から除外した場合

(2) 解析上の問題

- シグナル強度が弱く、ソフトウェアの自動認識および手動のグリッド補正でスポットが認められないと判断した場合
- ゴミや汚れ、スポットの剥がれなどが原因で、データ不良と判断した場合
- 隣接するスポットのキャリーオーバーの影響があると判断した場合
- 補正計算において、ネガティブコントロールのデータが欠損値であった場合

抗体の格付け

福島事業では、上述の「ピークシフト」と「Sスコア」を指標として、評価した抗体の格付けを行っています。そして、各抗体のランクを0～3個の星の数で表しています。星の数が多いほどランクの高い抗体で、3つ星が最上ランクとなります。格付けのチャートを図5に示します。まず、ピークシフトが3以上の抗体については、すべてランク外（星なし）とします。ピークシフトが3未満の抗体のうち、Sスコアが3未満、あるいは3以上でOff targetの最上位スコアよりも小さい場合、後述するステップ2へ進めます。それ以外の抗体には、いずれかの星がつきます。Sスコアが3以上でOff targetの最上位スコアよりも大きい場合は1つ星、Sスコアが4以上でOff targetの最上位スコアよりも小さい場合は1つ星、大きい場合は2つ星、ピークシフトが2未満かつSスコアが5以上でOff targetの最上位スコアよりも小さい場合が2つ星、大きい場合が3つ星です（図5a）。ステップ2では、ファミリータンパク質への交差反応性に着目した格付けを行っています。交差反応性がファミリータンパク質に対するものだけか、あるいはほかのタンパク質に対する反応も認められるかが主眼点になります。Off targetの最上位がファミリータンパク質でない場合は、ランク外（星なし）とします。また、ファミリータンパク質の場合でも、ファミリータンパク質以外の最上位とのSスコアが4未満の抗体もランク外（星なし）とします。ファミリータンパク質以外の最上位とのSスコアが4以上の抗体について、さらに細かく分類しています（図5b）。図5には、それぞれの格付けに該当する抗体の品目数も記載しています。これまで1,300品目近い抗体を格付けし、そのうち3つ星抗体は約2割に相当する237品目となっています。各ランクの代表例を図6に示します。

a) 格付けステップ 1

Step1			星の数／抗体数
ピークシフト	Sスコア	Sスコアがオフターゲットのトップスコア以上	
2.0 未満	5.0 以上	Yes	☆☆☆ 237
		No	☆☆☆ 41
3.0 未満	4.0 以上	Yes	☆☆☆ 35
		No	☆☆☆ 66
	3.0 以上	Yes	☆☆☆ 11
		No	Step2 ^
3.0 未満	-	Step2 ^	
3.0 以上	-	-	☆☆☆ 108

b) 格付けステップ 2

Step2				星の数／抗体数
オフターゲットのトップがファミリー	非ファミリーに対するSスコア	非ファミリーに対するSスコアが非ファミリーのトップスコア以上	標的のスコアがファミリーのスコア以上	
Yes	5.0 以上	Yes	Yes	☆☆☆ 8
			No	☆☆☆ 1
		No	Yes	☆☆☆ 2
			No	☆☆☆ 1
	4.0 以上	Yes	Yes	☆☆☆ 0
			No	☆☆☆ 0
		No	-	☆☆☆ 4
	4.0 未満	-	-	☆☆☆ 17
No	-	-	-	☆☆☆ 755

図5 抗体の格付けスタンダードと格付けした抗体の内訳

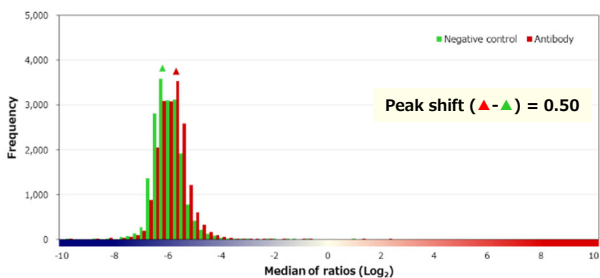
a) 3つ星抗体 ★★★★★

Step1

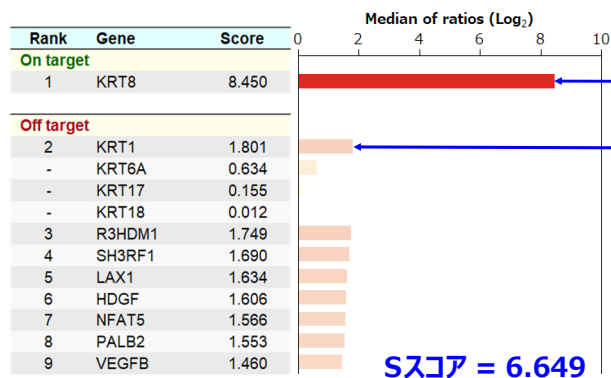
Anti-KRT8

keratin 8

測定値分布 (ヒストグラム)



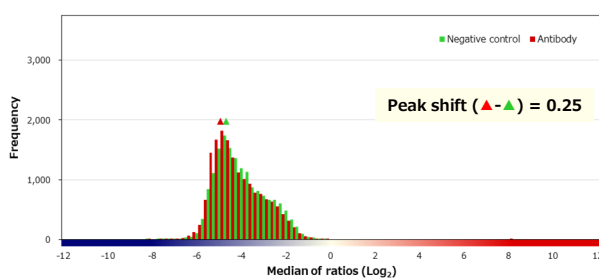
スコアチャート



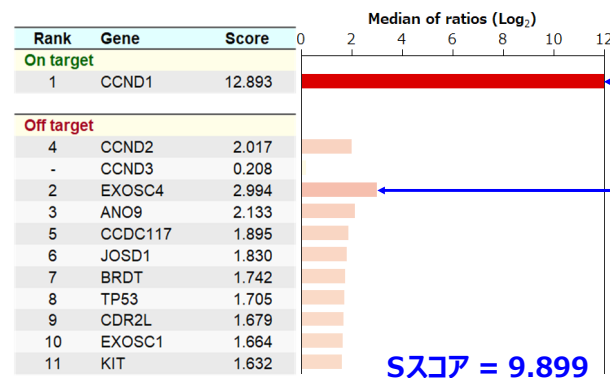
Anti-PDCD1 (CD279)

programmed cell death 1

測定値分布 (ヒストグラム)



スコアチャート



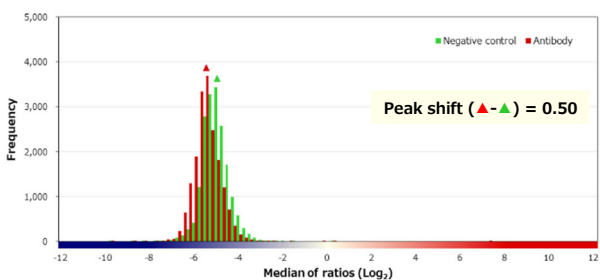
b) 2つ星抗体 ★★★★★

Step1

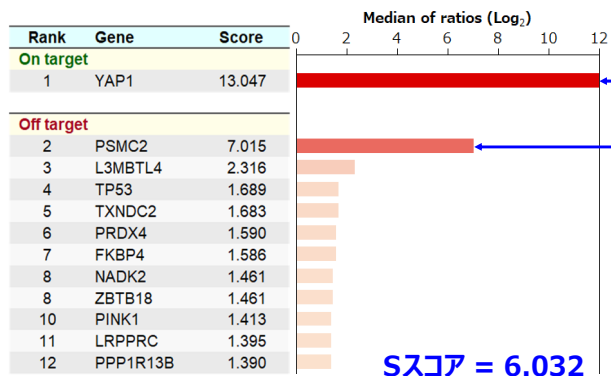
Anti-YAP1

Yes1 associated transcriptional regulator

測定値分布 (ヒストグラム)



スコアチャート

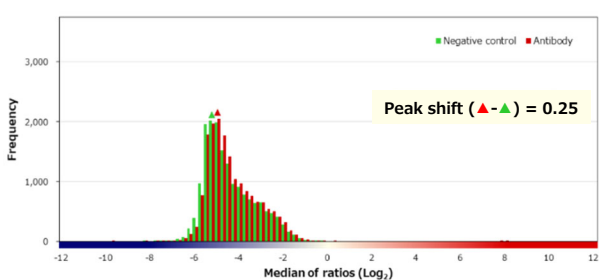


Step2

Anti-CCND1

cyclin D1

測定値分布 (ヒストグラム)



スコアチャート




図6 各格付けランクの代表例

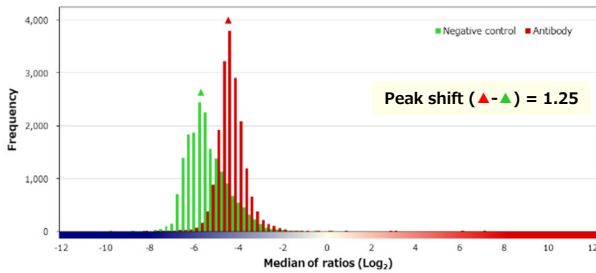
c) 1つ星抗体 ☆☆☆

Step1

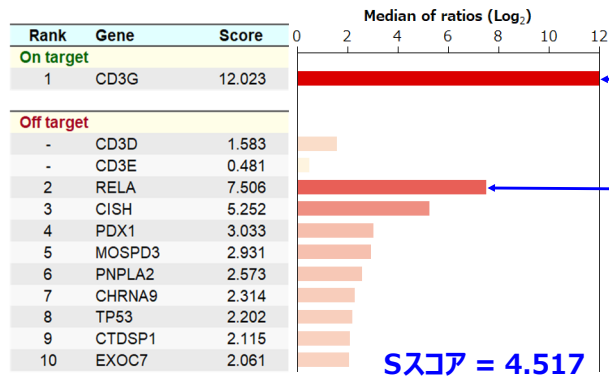
Anti-CD3G

cluster of differentiation 3g molecule

測定値分布 (ヒストグラム)



スコアチャート

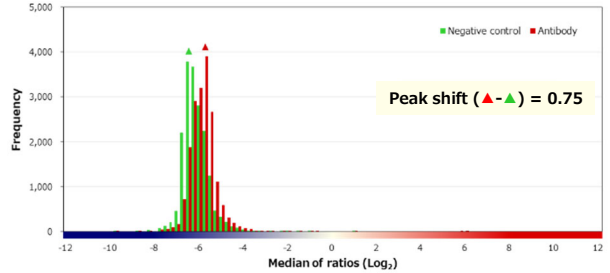


Step2


Anti-FOXA1

forkhead box A1

測定値分布 (ヒストグラム)



スコアチャート



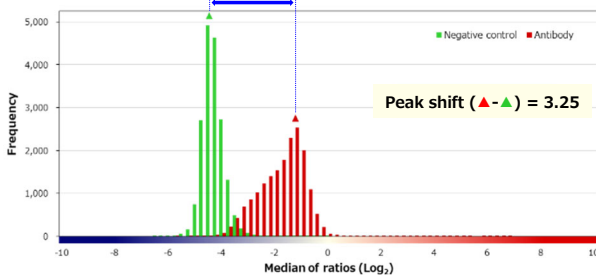
d) 星なし抗体 ☆☆☆

Step1

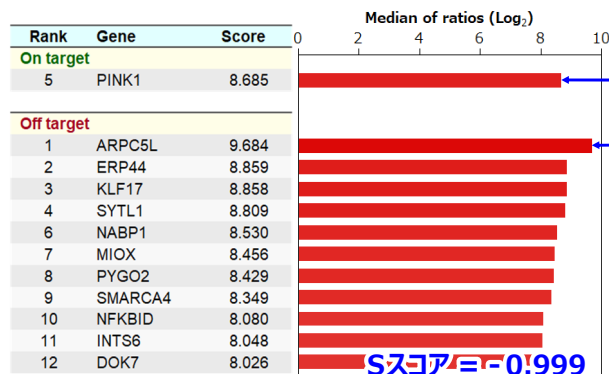
Anti-PINK1

PTEN induced putative kinase 1

測定値分布 (ヒストグラム)



スコアチャート

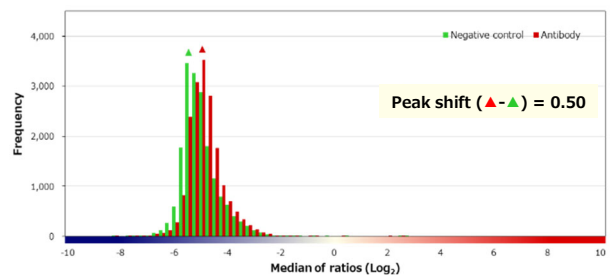


Step2

Anti-ACT (MA)

muscle actin

測定値分布 (ヒストグラム)



スコアチャート

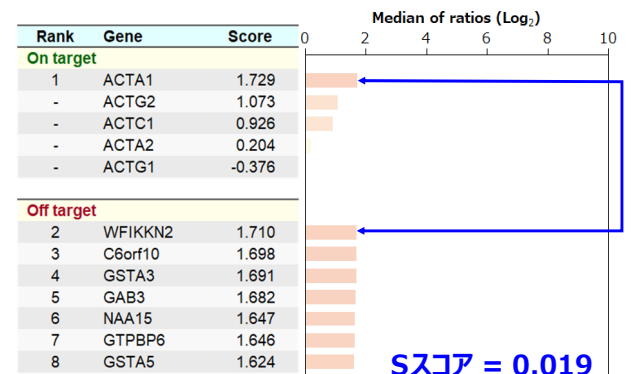


図6 各格付けランクの代表例 (続き)

3つ星抗体

福島事業の格付けで、これまでに3つ星とした抗体237品目の情報を開示します。以下に示す一覧表に、抗体の標的、ベンダー、製品コード、ロット、ホスト動物、クローナリティ、クローン名を記載しました。また、各抗体の評価データの詳細は、ウェブサイトでご覧になることができます。解析時期の関係で、すでに販売終了となっている製品も含まれますが、ご了承願います。皆様の研究に是非お役立てください。

3つ星抗体一覧

No.	Target	Supplier (Brand)	ProductNo.	Lot	Host	Clonality	Clone
1	ACE2	Abcam	ab108252	GR145000-1	Rabbit	Monoclonal	EPR4435(2)
2	AFP	ニチレイバイオサイエンス	422221	H1612	Mouse	Monoclonal	ZSA06
3	AFP	ニチレイバイオサイエンス	422211	H1610	Rabbit	Polyclonal	
4	AIP	Abcam	ab88470	GR52349-7	Mouse	Monoclonal	
5	ALK (CD246)	ニチレイバイオサイエンス	413681	H1606	Mouse	Monoclonal	5A4
6	ALK (CD246)	Leica	NCL-L-ALK-H	6073257	Mouse	Monoclonal	5A4
7	ALK (CD246)	Roche	790-2918	F18299	Mouse	Monoclonal	ALK01
8	ALK (CD246)	Agilent	M719529	20028639	Mouse	Monoclonal	ALK1
9	ALK (CD246)	Roche	790-4794	F01786	Rabbit	Monoclonal	D5F3
10	ANO1	ニチレイバイオサイエンス	418041	H1605	Rabbit	Monoclonal	SP31
11	ANXA1	Roche	760-4435	V0001745	Mouse	Monoclonal	MRQ-3
12	ARG2	Cell Signaling Technology	55003S		Rabbit	Monoclonal	D9J1N
13	ASCL1	Abcam	ab213151	GR274527-1	Rabbit	Monoclonal	EPR19592
14	ATG4B	MBL (医学生物学研究所)	M134-3MS	1	Mouse	Monoclonal	9H5
15	ATG7	Cell Signaling Technology	8558S	2	Rabbit	Monoclonal	D12B11
16	ATG12	Cell Signaling Technology	2010S	3	Rabbit	Polyclonal	
17	AURKA	Leica	NCL-L-AK2	6074853	Mouse	Monoclonal	JLM28
18	BCL2	Leica	NCL-L-bcl-2	6072851	Mouse	Monoclonal	bcl-2/100/D5
19	BCL2	ニチレイバイオサイエンス	413141	H1603	Mouse	Monoclonal	124
20	BCL2	Cell Signaling Technology	4223T	2	Rabbit	Monoclonal	D55G8
21	BHLHA15	Cell Signaling Technology	14896P	1	Rabbit	Monoclonal	D7N4B
22	CALB1	Cell Signaling Technology	13176P	1	Rabbit	Monoclonal	D114Q
23	CALB2	Dako	M7245	20010135	Mouse	Monoclonal	DAK-Calret 1
24	CALB2	Leica	NCL-L-CALRET-566	6074006	Mouse	Monoclonal	CAL6
25	CALB2	Roche	790-4467	F20011	Rabbit	Monoclonal	SP65
26	CAV1	Leica	NCL-L-Caveolin-1	6070228	Mouse	Monoclonal	4D6
27	CAV1	Roche	760-4951	V0000814	Rabbit	Monoclonal	SP43
28	CAV2	Cell Signaling Technology	8522P	1	Rabbit	Monoclonal	D4A6
29	CCND1	Biocare Medical	ACR307AK	21717	Rabbit	Monoclonal	SP4
30	CCND1	ニチレイバイオサイエンス	413531	F1606	Rabbit	Monoclonal	SP4
31	CD2	Leica	NCL-L-CD2-271	6069672	Mouse	Monoclonal	AB75
32	CD2	Roche	760-4377	V0001543	Mouse	Monoclonal	MRQ-11
33	CD2	Leica	PA0271	66397	Mouse	Monoclonal	11F11
34	CD3	ニチレイバイオサイエンス	413241	H1606	Mouse	Monoclonal	PS1
35	CD3	Biocare Medical	ACR324A	42517	Rabbit	Monoclonal	EP41
36	CD3	Agilent	IR50361	20040364	Rabbit	Polyclonal	
37	CD3	Agilent	IS50330	20031887	Rabbit	Polyclonal	
38	CD3E	Leica	NCL-L-CD3-565	6074500	Mouse	Monoclonal	LN10
39	CD3E	Agilent	M725429	20036647	Mouse	Monoclonal	F7.2.38
40	CD3E	Roche	790-4341	F12403	Rabbit	Monoclonal	2GV6
41	CD4	ニチレイバイオサイエンス	713181	F1510	Mouse	Monoclonal	1F6
42	CD4	ニチレイバイオサイエンス	413961	F1510	Mouse	Monoclonal	4B12
43	CD5	Leica	NCL-L-CD5-4C7	6065465	Mouse	Monoclonal	4C7

3つ星抗体一覧

No.	Target	Supplier (Brand)	ProductNo.	Lot	Host	Clonality	Clone
44	CD5	Roche	790-4451	F18651	Rabbit	Monoclonal	SP19
45	CD8	Biocare Medical	ACR311A	72016	Rabbit	Monoclonal	SP16
46	CD8A	ニチレイバイオサイエンス	413211	F1601	Mouse	Monoclonal	C8/144B
47	CD8A	ニチレイバイオサイエンス	413211	F1606	Mouse	Monoclonal	C8/144B
48	CD8A	Leica	NCL-L-CD8-4B11	6073505	Mouse	Monoclonal	4B11
49	CD8A	Roche	790-4460	F16293	Rabbit	Monoclonal	SP57
50	CD14	Roche	760-4523	V0001374	Rabbit	Monoclonal	EPR3653
51	CD19	Leica	NCL-L-CD19-163	6073613	Mouse	Monoclonal	BT51E
52	CD34	Abcam	ab81289	GR201207-42	Rabbit	Monoclonal	EP373Y
53	CD38	Leica	NCL-L-CD38-290	6068662	Mouse	Monoclonal	SPC32
54	CD40	CDI Laboratories	P25942-MSM3-P1	958-3P200404	Mouse	Monoclonal	C40/2383
55	CD79B	Leica	NCL-L-CD79b	6072325	Mouse	Monoclonal	JS01
56	CD207	Leica	NCL-L-LANGERIN	6068676	Mouse	Monoclonal	12D6
57	CD274	Cell Signaling Technology	29122S	1	Mouse	Monoclonal	405.9A11
58	CDH1 (CD324)	ニチレイバイオサイエンス	418031	H1604	Mouse	Monoclonal	NCH-38
59	CDH1 (CD324)	Roche	790-4497	F19015	Mouse	Monoclonal	36
60	CDH1 (CD324)	Biocare Medical	ACR3012A	32017	Rabbit	Monoclonal	EP6
61	CDKN1A	Leica	NCL-L-WAF-1	6070171	Mouse	Monoclonal	4D10
62	CDKN1A	Roche	760-4453	V0001757	Mouse	Monoclonal	DCS-60.2
63	CDKN1C	Roche	760-4617	V0001840	Mouse	Monoclonal	Kp10
64	CDX2	Agilent	IS08030	10117628	Mouse	Monoclonal	DAK-CDX2
65	CDX2	Dako	M3636	10097708	Mouse	Monoclonal	DAK-CDX2
66	CEACAM1 (CD66a)	Cell Signaling Technology	44464S	1	Rabbit	Monoclonal	D3R8O
67	CGB	Leica	PA0014	65248	Rabbit	Polyclonal	
68	CHGA	Roche	760-2519	F20850	Mouse	Monoclonal	LK2H10
69	CNN1	Roche	760-4376	V0001641	Rabbit	Monoclonal	EP798Y
70	CNN1	Leica	PA0416	66288	Mouse	Monoclonal	26A11
71	CNP	Cell Signaling Technology	5664P	2	Rabbit	Monoclonal	D83E10
72	CTNNB1	Roche	760-4242	V0001742	Mouse	Monoclonal	14
73	CYR61	Cell Signaling Technology	14479P	1	Rabbit	Monoclonal	D4H5D
74	DES	Leica	NCL-L-DES-DERII	6074414	Mouse	Monoclonal	DE-R-11
75	DLL3	Roche	790-7016	F10820	Rabbit		SP347
76	DNTT	Leica	NCL-L-TdT-339	6074454	Mouse	Monoclonal	SEN28
77	DNTT	ニチレイバイオサイエンス	413371	H1612	Mouse	Monoclonal	SEN28
78	EIF6	Cell Signaling Technology	3833P	1	Rabbit	Monoclonal	D16E9
79	EMD	Leica	NCL-EMERIN	6073183	Mouse	Monoclonal	4G5
80	ENO2	Dako	IR612	20021967	Mouse	Monoclonal	BBS/NC/VI-H14
81	ENO2	Leica	PA0435	66191	Mouse	Monoclonal	22C9
82	ENO2	Roche	760-4786	V0001681	Mouse	Monoclonal	MRQ-55
83	EPCAM (CD326)	Origene	UM570097	A001	Mouse	Monoclonal	UMAB132
84	EPHA2	Cell Signaling Technology	6997P	1	Rabbit	Monoclonal	D4A2
85	ESR1	Biocare Medical	CRM301A	12517	Rabbit	Monoclonal	SP1
86	ESR1	Roche	790-4324	F21057	Rabbit	Monoclonal	SP1
87	ESR1	ニチレイバイオサイエンス	423931	H1412	Rabbit	Monoclonal	SP1
88	EZH2	Leica	NCL-L-EZH2	6071626	Mouse	Monoclonal	6A10
89	FCER2 (CD23)	ニチレイバイオサイエンス	413341	H1610	Mouse	Monoclonal	1B12
90	FCER2 (CD23)	Leica	NCL-L-CD23-1B12	6072991	Mouse	Monoclonal	1B12
91	FCER2 (CD23)	Agilent	IS78130	20030735	Mouse	Monoclonal	DAK-CD23
92	FCER2 (CD23)	ニチレイバイオサイエンス	413621	F1310	Rabbit	Monoclonal	SP23
93	FCGR3A (CD16a)/FCGR3B (CD16b)	Leica	NCL-L-CD16	6072849	Mouse	Monoclonal	2H7
94	FGF19	Cell Signaling Technology	83348S	1	Rabbit	Monoclonal	D1N3R
95	FOLH1	Leica	NCL-L-PSMA	6073611	Mouse	Monoclonal	1D6
96	FOLR1	Leica	NCL-L-FRalpha	6074618	Mouse	Monoclonal	BN3.2
97	FOXP1	Roche	760-4611	V0001565	Rabbit	Monoclonal	SP133

3つ星抗体一覧

No.	Target	Supplier (Brand)	ProductNo.	Lot	Host	Clonality	Clone
98	FOXP3	Cell Signaling Technology	12653P	1	Rabbit	Monoclonal	D6O8R
99	GABARAPL2	Abcam	ab126607	GR282693-1	Rabbit	Monoclonal	EP4808
100	GCG	Roche	760-2644	V0001683	Rabbit	Polyclonal	
101	GCG	ニチレイバイオサイエンス	422271	H1607	Rabbit	Polyclonal	
102	GCSAM	Roche	760-4597	V0001525	Mouse	Monoclonal	MRQ-49
103	GFAP	Leica	NCL-L-GFAP-GA5	6074304	Mouse	Monoclonal	GA5
104	GFAP	ニチレイバイオサイエンス	422261	H1603	Mouse	Monoclonal	GA5
105	GFAP	Dako	IR524	20005682	Rabbit	Polyclonal	
106	GMNN	Leica	NCL-L-Geminin	6073843	Mouse	Monoclonal	EM6
107	GOLM1	Santa Cruz	sc-365817	H1314	Mouse	Monoclonal	F-2
108	GPC3	Roche	790-4564	F21483	Mouse	Monoclonal	GC33
109	GPRCSA	Cell Signaling Technology	12968P	2	Rabbit	Monoclonal	D457D
110	GSK3B	Cell Signaling Technology	12456P	3	Rabbit	Monoclonal	D5C5Z
111	GYPA (CD235a)	Agilent	M081901	20030240	Mouse	Monoclonal	JC159
112	H2AFX	Cell Signaling Technology	7631P	3	Rabbit	Monoclonal	D17A3
113	IgD	Leica	NCL-L-IgD	6074745	Mouse	Monoclonal	DRN1C
114	IL2RA (CD25)	Leica	PA0305	66006	Mouse	Monoclonal	4C9
115	IL3RA (CD123)	Leica	NCL-L-CD123	6072762	Mouse	Monoclonal	BR4MS
116	IL6	Leica	NCL-L-IL6	6064587	Mouse	Monoclonal	10C12
117	INHA	Leica	NCL-L-InhibinA	6068668	Mouse	Monoclonal	AMY82
118	INHA	Leica	PA0488	66327	Mouse	Monoclonal	R1
119	IRF3	Cell Signaling Technology	11904P	2	Rabbit	Monoclonal	D64C
120	IRF4	Leica	NCL-L-MUM1	6068445	Mouse	Monoclonal	EAU32
121	IRF4	Agilent	M725929	20036175	Mouse	Monoclonal	MUM1p
122	IRF4	Roche	760-6082	V0001932	Rabbit	Monoclonal	EP190
123	ITGAM (CD11B)	Spring Biosciences	M6300	160602B	Rabbit	Monoclonal	SP330
124	ITGAX (CD11C)	Leica	NCL-L-CD11C-563	6073844	Mouse	Monoclonal	5D11
125	KIT (CD117)	Biocare Medical	ACR296AK	72717	Rabbit	Monoclonal	EP10
126	KLK3	Leica	NCL-L-PSA-431	6072920	Mouse	Monoclonal	35H9
127	KRT (CK)	Leica	NCL-L-AE1/AE3-601	6074857	Mouse	Monoclonal	AE1; AE3
128	KRT (CK)	Dako	IR053	10115281	Mouse	Monoclonal	AE1; AE3
129	KRT (CK)	ニチレイバイオサイエンス	412811	H1607	Mouse	Monoclonal	AE1; AE3
130	KRT5	Leica	NCL-L-CK5	6073596	Mouse	Monoclonal	XM26
131	KRT5/KRT6/KRT8/KRT18	Leica	NCL-L-CK5/6/8/18	6073745	Mouse	Monoclonal	5D3; LP34
132	KRT7	Leica	NCL-L-CK7-560	6073863	Mouse	Monoclonal	RN7
133	KRT7	Leica	NCL-L-CK7-OVTL	6070966	Mouse	Monoclonal	OV-TL 12/30
134	KRT7	Dako	M7018	20020066	Mouse	Monoclonal	OV-TL 12/30
135	KRT7	Agilent	IS61930	20038855	Mouse	Monoclonal	OV-TL 12/30
136	KRT7	ニチレイバイオサイエンス	413481	H1609	Mouse	Monoclonal	OV-TL 12/30
137	KRT7/KRT8	Roche	790-4555	F20902	Mouse	Monoclonal	CAM5.2
138	KRT8	Leica	NCL-L-CK8-TS1	6072351	Mouse	Monoclonal	TS1
139	KRT8	Roche	760-2637	V0001499	Mouse	Monoclonal	35βH11
140	KRT8/KRT18	Leica	NCL-L-5D3	6070940	Mouse	Monoclonal	5D3
141	KRT8/KRT18	Leica	PA0067	66350	Mouse	Monoclonal	5D3
142	KRT8/KRT18	ニチレイバイオサイエンス	413731	H1609	Mouse	Monoclonal	5D3; DC10
143	KRT8/KRT18	Agilent	IR09461	10111995	Rabbit	Monoclonal	EP17; EP30
144	KRT17	Cell Signaling Technology	12509S	1	Rabbit	Monoclonal	D12E5
145	KRT17/KRT19	Cell Signaling Technology	12434S	1	Rabbit	Monoclonal	D4G2
146	KRT19	Leica	PA0799	65726	Mouse	Monoclonal	b170
147	KRT19	Roche	760-4281	V0001943	Mouse	Monoclonal	A53-B/A2.26
148	KRT20	Roche	790-4431	F20061	Rabbit	Monoclonal	SP33
149	LAG3 (CD223)	BPS Bioscience	71219	170628	Human	Monoclonal	
150	LGALS3	Leica	PA0238	66079	Mouse	Monoclonal	9C4
151	MAP1LC3B	MBL (医学生物学研究所)	M152-3MS	3	Mouse	Monoclonal	4E12

3つ星抗体一覧

No.	Target	Supplier (Brand)	ProductNo.	Lot	Host	Clonality	Clone
152	MAP1LC3A/B	Cell Signaling Technology	12741S	3	Rabbit	Monoclonal	D3U4C
153	MAP2K1	Cell Signaling Technology	12671S	1	Rabbit	Monoclonal	D2R1O
154	MAP2K1/2	Cell Signaling Technology	4694S	2	Mouse	Monoclonal	L38C12
155	MB	Leica	PA0727	65158	Mouse	Monoclonal	MYO18
156	MB	ニチレイバイオサイエンス	412521	H1503	Rabbit	Polyclonal	
157	MEN1	Cell Signaling Technology	6891P	1	Rabbit	Monoclonal	D45B1
158	MITF	Leica	NCL-L-MITF	6072870	Mouse	Monoclonal	34CA5
159	MLANA	Leica	NCL-L-MelanA	6074642	Mouse	Monoclonal	A103
160	MLANA	Roche	790-2990	F20901	Mouse	Monoclonal	A103
161	MLANA	ニチレイバイオサイエンス	413381	H1606	Mouse	Monoclonal	M2-7C10
162	MLH1	Leica	NCL-L-MLH1	6074018	Mouse	Monoclonal	ES05
163	MME (CD10)	Dako	M730829		Mouse	Monoclonal	56C6
164	MME (CD10)	Leica	NCL-L-CD10-270	6071566	Mouse	Monoclonal	56C6
165	MME (CD10)	ニチレイバイオサイエンス	413261	H1612	Mouse	Monoclonal	56C6
166	MSH2	Leica	NCL-L-MSH2-612	6073450	Mouse	Monoclonal	79H11
167	MSLN	Leica	NCL-L-MESO	6068447	Mouse	Monoclonal	5B2
168	MUC1 (CD227)	Roche	790-4463	F20123	Mouse	Monoclonal	E29
169	MYC	Biocare Medical	ACR415AK	31017	Rabbit	Monoclonal	EP121
170	MYC	Roche	790-4628	F16609	Rabbit	Monoclonal	Y69
171	MYOG	Agilent	IR06761	10118903	Mouse	Monoclonal	F5D
172	MYOG	Roche	760-2832	V0001775	Mouse	Monoclonal	F5D
173	NAPSA	Roche	760-4867	V0001778	Mouse	Monoclonal	MRQ-60
174	NAPSA	Leica	NCL-L-Napsin A	6073449	Mouse	Monoclonal	IP64
175	NDRG1	Cell Signaling Technology	9485P	1	Rabbit	Monoclonal	D8G9
176	NEFH	Leica	NCL-L-NF200-N52	6069875	Mouse	Monoclonal	N52.1.7
177	NEFL	Cell Signaling Technology	2837P	2	Rabbit	Monoclonal	C28E10
178	NKX2-1	Agilent	IS05630	10116838	Mouse	Monoclonal	8G7G3/1
179	NKX2-1	Roche	790-4756	F20124	Rabbit	Monoclonal	SP141
180	NKX3-1	Roche	760-5086	V0001551	Rabbit	Monoclonal	EP356
181	NR1D1	Cell Signaling Technology	13418S	1	Rabbit	Monoclonal	E1Y6D
182	NR3C1	Cell Signaling Technology	12041S	3	Rabbit	Monoclonal	D6H2L
183	PAX5	Leica	NCL-L-PAX-5	6068550	Mouse	Monoclonal	1EW
184	PAX5	Roche	790-4420	F16500	Rabbit	Monoclonal	SP34
185	PAX8	ニチレイバイオサイエンス	418211	H1609	Mouse	Monoclonal	BC12
186	PCSK2	Cell Signaling Technology	14013P	1	Rabbit	Monoclonal	D1E1S
187	PDCD1 (CD279)	Cell Signaling Technology	43248S	1	Mouse	Monoclonal	EH33
188	PGRMC1	Cell Signaling Technology	13856P	1	Rabbit	Monoclonal	D6M5M
189	PIP	Leica	NCL-L-GCDFP15	6070829	Mouse	Monoclonal	23A3
190	POMC	Roche	760-2708	V0001368	Rabbit	Polyclonal	
191	POU2AF1	Leica	NCL-L-BOB-1	6074836	Mouse	Monoclonal	TG14
192	POU2AF1	Roche	760-4593	V0001459	Rabbit	Monoclonal	SP92
193	POU2F2	Leica	PA0532	66387	Mouse	Monoclonal	Oct-207
194	PTH	Leica	NCL-L-PTH-488	6075315	Mouse	Monoclonal	105G7
195	PTH	Roche	760-4532	V0001926	Mouse	Monoclonal	MRQ-31
196	RAB5	Cell Signaling Technology	3547P	3	Rabbit	Monoclonal	C8B1
197	RAB7A	Cell Signaling Technology	9367P	1	Rabbit	Monoclonal	D95F2
198	S100A4	CDI Laboratories	P26447-MSM1-P1	6275-1P191121	Mouse	Monoclonal	S100A4/1481
199	S100P	OriGene	UM570024	A001	Mouse	Monoclonal	UMAB24
200	SALL4	Roche	760-4864	V0001880	Mouse	Monoclonal	6E3
201	SDC1 (CD138)	Leica	PA0088	66359	Mouse	Monoclonal	MI15
202	SERPINA1	Santa Cruz	SC-59438	G1114	Mouse	Monoclonal	B9
203	SERPINA1	Abcam	ab207303	GR243502-2	Rabbit	Monoclonal	EPR17087-50
204	SERPINA1	Roche	760-2605	V0001498	Rabbit	Polyclonal	
205	SIRT7	Cell Signaling Technology	5360S	1	Rabbit	Monoclonal	D3K5A

3つ星抗体一覧

No.	Target	Supplier (Brand)	ProductNo.	Lot	Host	Clonality	Clone
206	SLC2A1	Roche	760-4526	V0001599	Rabbit	Polyclonal	
207	SMARCB1	Roche	760-4615	V0001068	Mouse	Monoclonal	MRQ-27
208	SOX11	Roche	760-4868	V0001755	Mouse	Monoclonal	MRQ-58
209	SYP	Leica	NCL-L-SYNAP-299	6073554	Mouse	Monoclonal	27G12
210	SYP	ニチレイバイオサイエンス	413831	H1606	Mouse	Monoclonal	27G12
211	SYP	Dako	M7315	20019138	Mouse	Monoclonal	DAK-SYNAP
212	SYP	Roche	760-4595	V0001704	Rabbit	Monoclonal	MRQ-40
213	SYT4	OriGene	UM570093	A001	Mouse	Monoclonal	UMAB128
214	TCF12	Cell Signaling Technology	11825S	1	Rabbit	Monoclonal	D2C10
215	TFE3	Roche	760-4622	V0001332	Rabbit	Monoclonal	MRQ-37
216	TLR9 (CD289)	Cell Signaling Technology	13674P	1	Rabbit	Monoclonal	D9M9H
217	TP53	Atlas antibodies	AMAb90956	2843	Mouse	Monoclonal	CL2199
218	TP53	Roche	790-2912	F18298	Mouse	Monoclonal	DO-7
219	TP53	Roche	760-2542	F20105	Mouse	Monoclonal	BP53-11
220	TP53	Leica	NCL-L-p53-DO7	6074339	Mouse	Monoclonal	DO-7
221	TP53	Dako	M7001	20015671	Mouse	Monoclonal	DO-7
222	TP53	ニチレイバイオサイエンス	413231	H1604	Mouse	Monoclonal	DO-7
223	TPO	Leica	NCL-L-TPO	6069452	Mouse	Monoclonal	AC25
224	TYMP	OriGene	UM870027	W001	Mouse	Monoclonal	UMAB97
225	UCHL1	Leica	NCL-L-PGP9.5	6074564	Mouse	Monoclonal	10A1
226	UPK2	ニチレイバイオサイエンス	418121	H1604	Mouse	Monoclonal	BC21
227	VIL1	Roche	760-4277	V0001384	Mouse	Monoclonal	CWWB1
228	VIM	Leica	NCL-L-VIM-V9	6068648	Mouse	Monoclonal	V9
229	VIM	Dako	IR630	20015573	Mouse	Monoclonal	V9
230	VIM	Leica	NCL-L-VIM-572	6069885	Mouse	Monoclonal	SRL33
231	VIM	Dako	M7020	20032379	Mouse	Monoclonal	3B4
232	VIM	Biocare Medical	ACR312A	81216	Rabbit	Monoclonal	SP20
233	WT1	Leica	NCL-L-WT1-562	6072766	Mouse	Monoclonal	WT49
234	WT1	Dako	M3561	10098157	Mouse	Monoclonal	6F-H2
235	WT1	Roche	760-4397	V0001727	Mouse	Monoclonal	6F-H2
236	WT1	Abcam	ab89901	GR177328-21	Rabbit	Monoclonal	CAN-R9(IHC)-56-2
237	Epithelial membrane antigen	Dako	IR629	20016871	Mouse	Monoclonal	E29

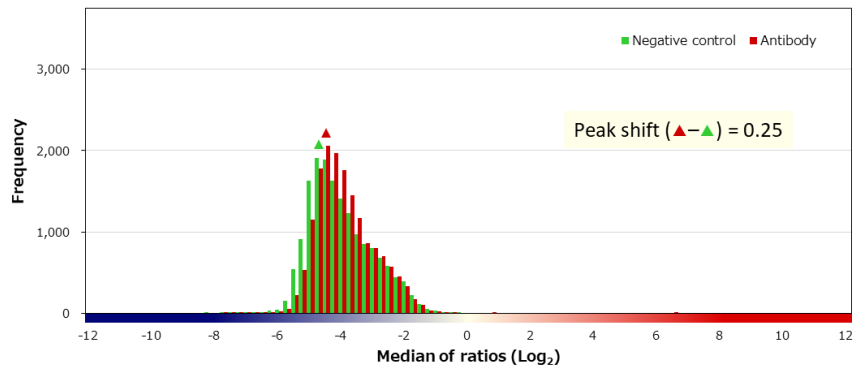
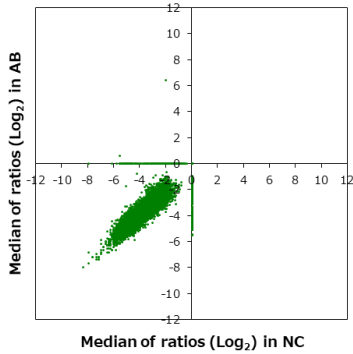
* リストには、評価後に販売終了となった製品も含まれています。

3つ星抗体の評価データシート

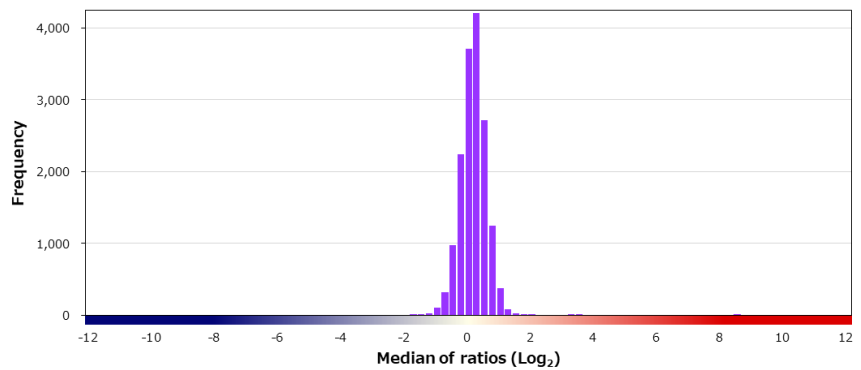
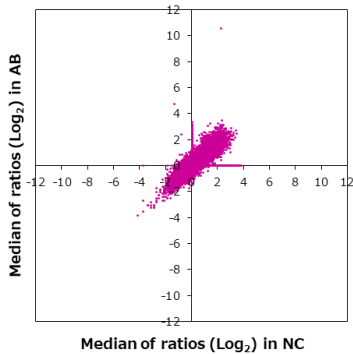
Supplier Abcam	Product code ab108252	Lot # GR145000-1
Host Rabbit	Clonality Monoclonal	Isotype IgG
Applications <input checked="" type="checkbox"/> WB <input type="checkbox"/> SW <input checked="" type="checkbox"/> ELISA <input type="checkbox"/> FCM <input type="checkbox"/> ICC <input type="checkbox"/> IF <input checked="" type="checkbox"/> IHC <input checked="" type="checkbox"/> IP <input type="checkbox"/> B/N		
Clone EPR4435(2)		
Note		

タンパク質マイクロアレイ (18K)

■ 測定値 (Raw データ) 分布

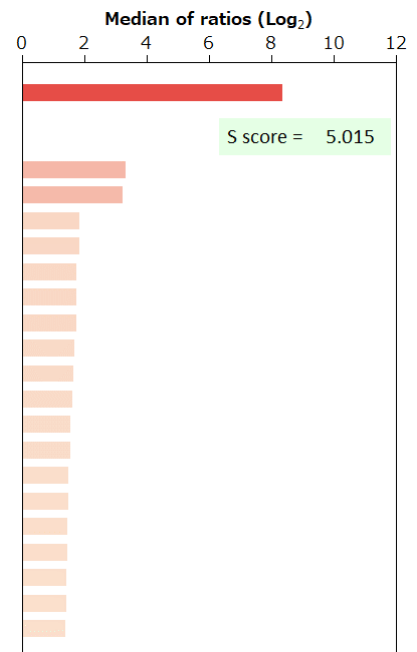


■ 補正值分布



■ 特異性検証

Rank	Gene	Protein	Score
On target			
1	ACE2	NP_068576.1	8.346
Off target			
2	LOC100131831	Q6ZPA2	3.331
3	TP53	NP_001263624.1:p.E259*	3.231
4	MBD2	NP_003918.1	1.860
5	RGPD2	NP_001071638.2	1.834
6	DNLZ	NP_001074318.1	1.765
7	BLOC1S6	NP_036520.1	1.755
8	ATL2	NP_071769.2	1.739
9	MTPN	NP_665807.1	1.674
10	C1R	NP_001724.3 (E184K)	1.651
11	RRM2B	NP_056528.2	1.622
12	ASZ1	NP_570124.1	1.567
13	MYL12A	NP_006462.1	1.557
14	PCM1	Q15154-3	1.509
15	STOX2	NP_064610.1	1.489
16	TOR1B	NP_055321.1	1.476
17	TCF7L1	NP_112573.1 (G5/G533R)	1.460
18	HPF1	NP_060337.2 (R174K)	1.431
19	GSDMD	NP_079012.3	1.426
20	CXADR	NP_001329.1	1.394

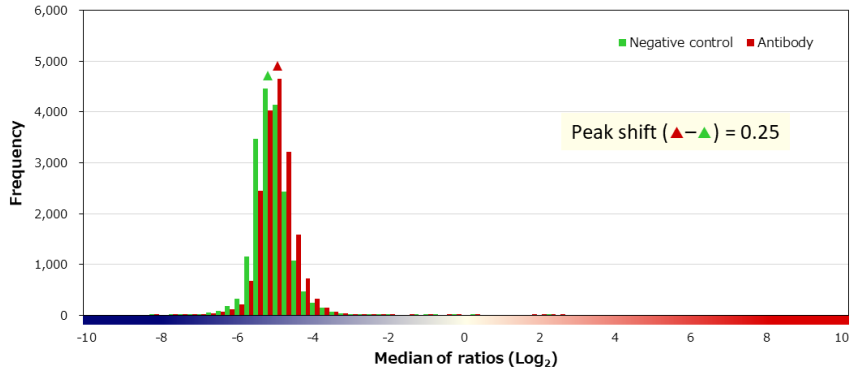
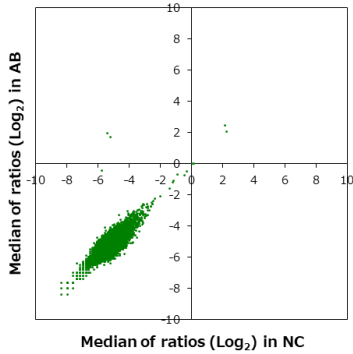


BSA	-	HA peptide	-	6xHis peptide	-	FLAG peptide	-
-----	---	------------	---	---------------	---	--------------	---

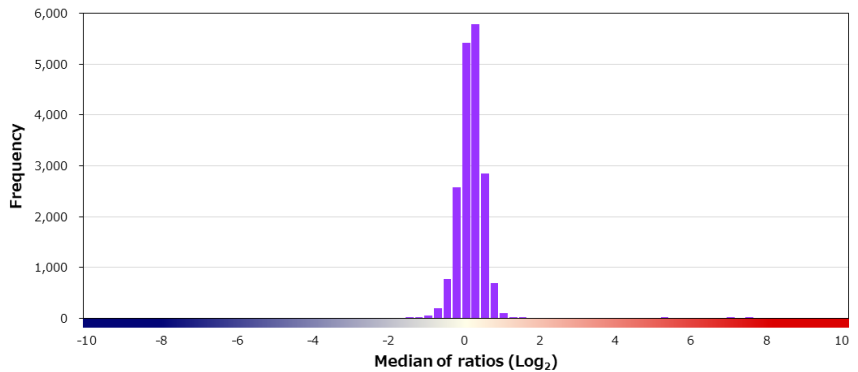
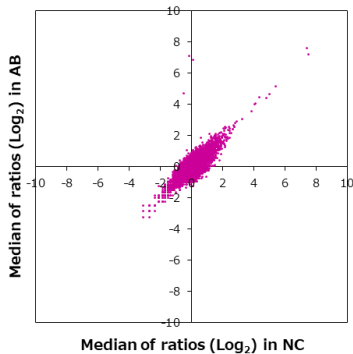
Supplier ニチレイバイオサイエンス		Product code 422221	Lot # H1612
Host Mouse	Clonality Monoclonal	Isotype IgG1, kappa	Clone ZSA06
Applications <input type="checkbox"/> WB <input type="checkbox"/> SW <input type="checkbox"/> ELISA <input type="checkbox"/> FCM <input type="checkbox"/> ICC <input type="checkbox"/> IF <input checked="" type="checkbox"/> IHC <input type="checkbox"/> IP <input type="checkbox"/> B/N			
Note			

タンパク質マイクロアレイ (18K)

■ 測定値 (Raw データ) 分布

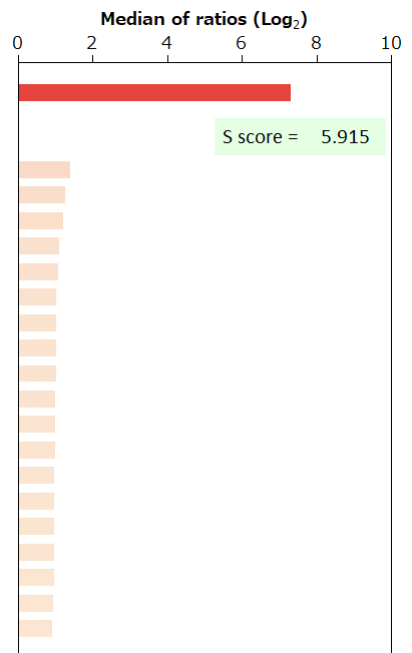


■ 補正值分布



■ 特異性検証

Rank	Gene	Protein	Score
On target			
1	AFP	NP_001125.1 (A570G)	7.319
Off target			
2	UTP14A	NP_006640.2	1.404
3	SF3B2	NP_006833.2	1.263
4	FAM196B	NP_001123363.1	1.231
5	CLCNKA	NP_004061.3 (M67I/Y315F)	1.103
6	COG5	NP_006339.3	1.096
7	ARHGAP1	NP_004299.1	1.042
8	YWHAQ	NP_006817.1 (Q15R)	1.027
9	PAGE1	NP_003776.2	1.021
10	OR7D2	NP_787079.1	1.018
11	CCDC170	NP_079335.2 (A331T/V683I)	1.011
12	LHX8	NP_001001933.1	0.999
13	PJA2	NP_055634.3	0.993
14	DET1	NP_060466.2	0.983
15	PI4KAP2	A4QPH2-2 (G201E/V214I)	0.977
15	CCNF	NP_001752.2	0.977
17	RNF145	NP_001186310.1	0.977
18	GABRG1	NP_775807.2	0.964
19	CRYAB	NP_001876.1	0.937
20	PAQR3	NP_001035292.1	0.934

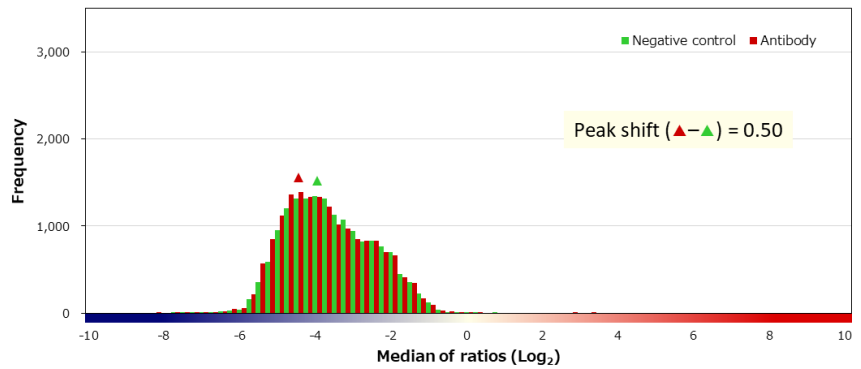
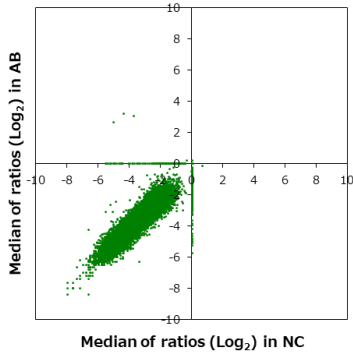


BSA	-	HA peptide	-	6xHis peptide	-	FLAG peptide	-	GST	-	MBP	-	Hemocyanin -KLH	-
-----	---	------------	---	---------------	---	--------------	---	-----	---	-----	---	-----------------	---

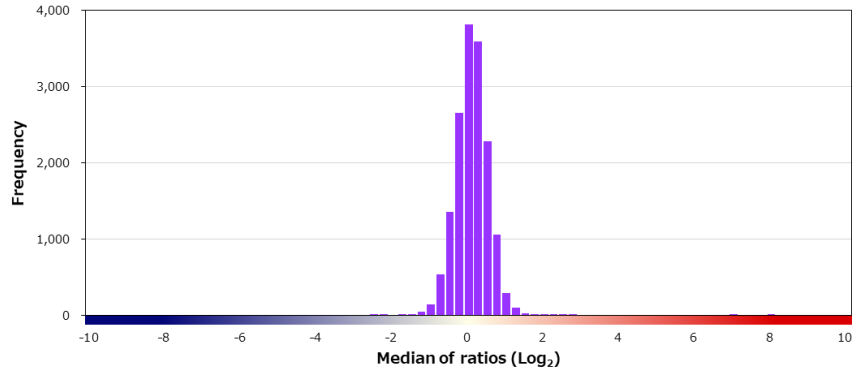
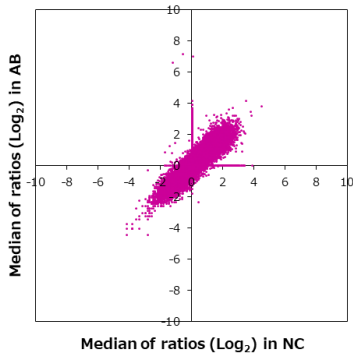
Supplier ニチレイバイオサイエンス	Product code 422211	Lot # H1610
Host Rabbit	Clonality Polyclonal	Isotype Clone
Applications <input type="checkbox"/> WB <input type="checkbox"/> SW <input type="checkbox"/> ELISA <input type="checkbox"/> FCM <input type="checkbox"/> ICC <input type="checkbox"/> IF <input checked="" type="checkbox"/> IHC <input type="checkbox"/> IP <input type="checkbox"/> B/N		
Note		

タンパク質マイクロアレイ (18K)

■ 測定値 (Raw データ) 分布

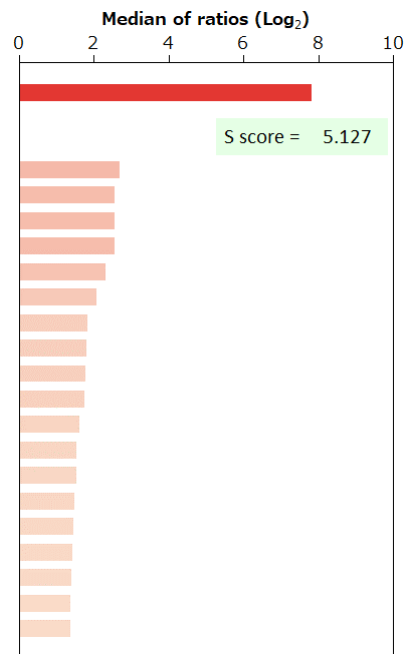


■ 補正值分布



■ 特異性検証

Rank	Gene	Protein	Score
On target			
1	AFP	NP_001125.1 (A570G)	7.829
Off target			
2	MYL2	NP_000423.2	2.702
3	MLF1	NP_001182361.1	2.570
4	RNF138	NP_937761.1	2.568
5	WHSC1	NP_579877.1	2.555
6	SEMG2	NP_002999.1 (Q43K/S274N)	2.321
7	VPS8	NP_056118.2	2.086
8	DDR1	NP_001189452.1	1.824
9	ADARB1	NP_001103.1 (V224A)	1.815
10	CCDC136	NP_001188301.1	1.787
11	SNAPC3	NP_001034786.1	1.746
12	TP53	NP_001263626.1:p.H34R	1.631
13	SOX15	NP_008873.1	1.551
14	RPL7	NP_000962.2	1.529
15	TCEAL5	NP_001012997.1	1.487
16	TMEM161A	NP_060284.1	1.457
17	MTPN	NP_665807.1	1.424
18	DUX4L9	Q6RFH8	1.399
19	TEX261	NP_653183.2	1.370
20	SERPINB8	NP_001263419.1	1.369

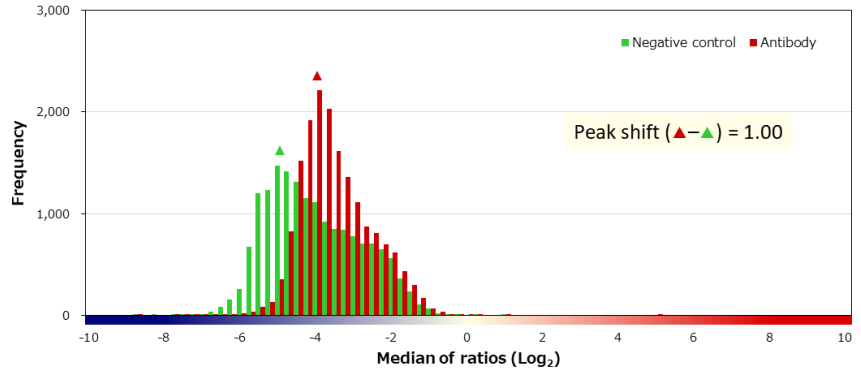
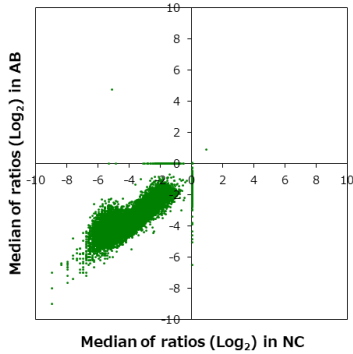


BSA	-	HA peptide	-	6xHis peptide	-	FLAG peptide	-
-----	---	------------	---	---------------	---	--------------	---

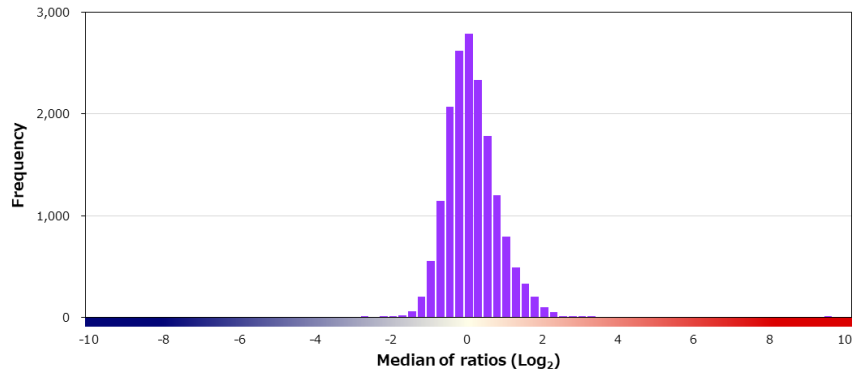
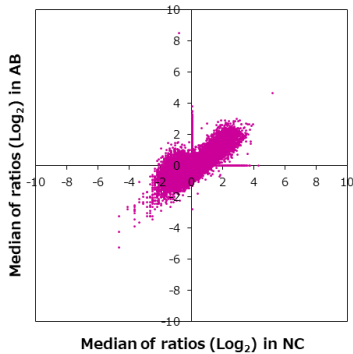
Supplier	Abcam		Product code	ab88470	Lot #	GR52349-7			
Host	Mouse	Clonality	Monoclonal	Isotype	IgG1, kappa	Clone			
Applications	<input checked="" type="checkbox"/> WB	<input type="checkbox"/> SW	<input checked="" type="checkbox"/> ELISA	<input type="checkbox"/> FCM	<input type="checkbox"/> ICC	<input type="checkbox"/> IF	<input type="checkbox"/> IHC	<input type="checkbox"/> IP	<input type="checkbox"/> B/N
Note									

タンパク質マイクロアレイ (18K)

測定値 (Raw データ) 分布

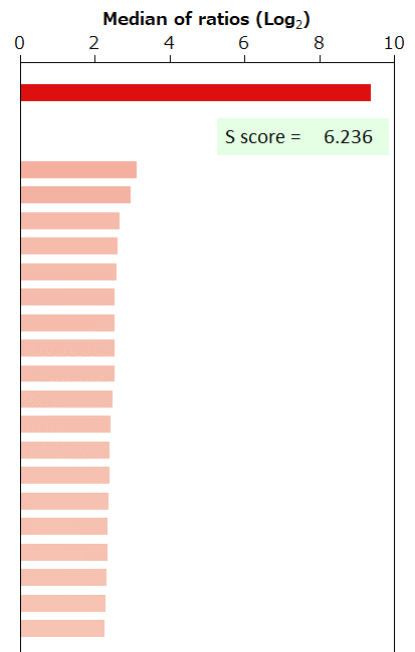


補正值分布



特異性検証

Rank	Gene	Protein	Score
On target			
1	AIP	NP_003968.3	9.366
Off target			
2	HIST1H2BJ	NP_066402.2	3.130
3	HIST1H4L	NP_003537.1	2.975
4	YAF2	NP_005739.2	2.658
5	TP53	NP_001263626.1:p.P119S	2.614
6	HIST3H2A	NP_254280.1	2.591
7	GCG	NP_002045.1	2.540
8	LRRC71	Q8N4P6-2	2.537
9	NDUFS5	NP_004543.1	2.536
10	HAND1	NP_004812.1	2.523
11	IFNGR2	NP_005525.2	2.491
12	HIST3H3	NP_003484.1	2.422
13	RABGAP1L	NP_001030307.1	2.411
14	FTHL17	NP_114100.1	2.386
15	MED11	NP_001001683.1	2.360
16	MLF1	NP_001182361.1	2.355
17	KCNE3	NP_005463.1	2.347
18	C11orf45	NP_659450.1	2.320
19	PLGRKT	NP_060935.2	2.280
20	TAMM41	NP_620162.1	2.264



BSA	-	HA peptide	-	6xHis peptide	-	FLAG peptide	-
-----	---	------------	---	---------------	---	--------------	---

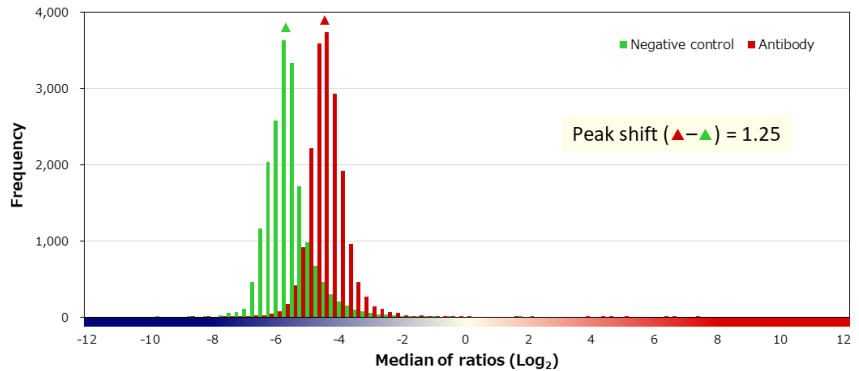
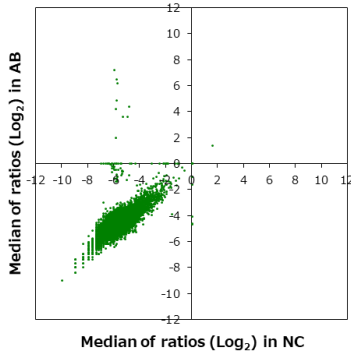
ALK (CD246)

anaplastic lymphoma receptor tyrosine kinase

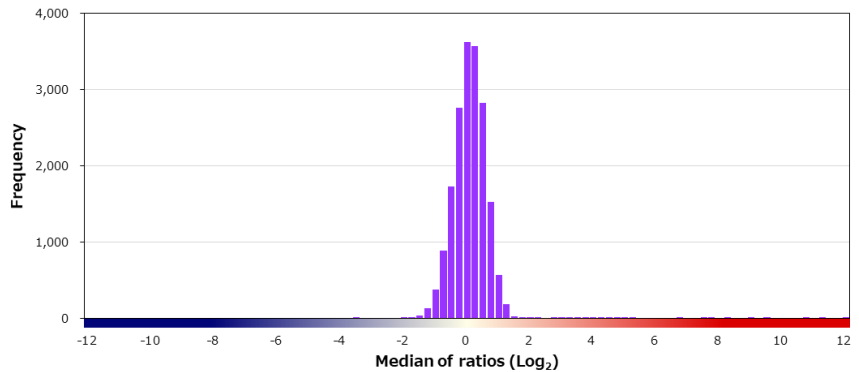
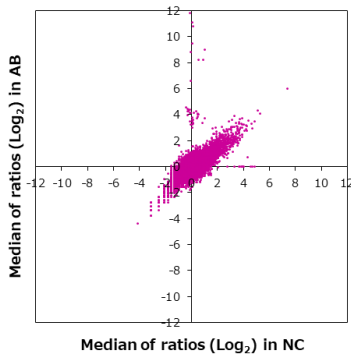
Supplier ニチレイバイオサイエンス	Product code 413681	Lot # H1606
Host Mouse	Clonality Monoclonal	Isotype IgG1
Applications <input type="checkbox"/> WB <input type="checkbox"/> SW <input type="checkbox"/> ELISA <input type="checkbox"/> FCM <input type="checkbox"/> ICC <input type="checkbox"/> IF <input checked="" type="checkbox"/> IHC <input type="checkbox"/> IP <input type="checkbox"/> B/N		
Note		

タンパク質マイクロアレイ (18K)

測定値 (Raw データ) 分布

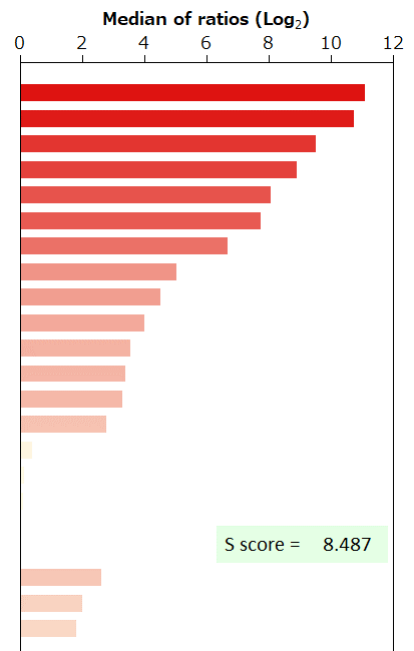


補正值分布



特異性検証

Rank	Gene	Protein	Score
On target			
1	TFG-ALK	T3;A20	11.095
2	NPM1-ALK	N5;A20	10.741
3	ATIC-ALK	A7;A20	9.500
4	MSN-ALK	M11;A20	8.913
5	TPM4-ALK	T7;A20	8.056
6	SQSTM1-ALK	S5;A20	7.742
7	EML4-ALK	E20;A20	6.684
8	ALK	NP_004295.2:p.F1245L	5.026
9	ALK	NP_004295.2:p.R69Q	4.533
10	ALK	NP_004295.2:p.C1156Y	3.993
11	ALK	NP_004295.2:p.H1030P	3.556
12	ALK	NP_004295.2:p.A585T	3.387
13	ALK	NP_004295.2	3.309
14	RANBP2-ALK	R18;A20	2.794
-	KIF5B-ALK	K15;A20	0.411
-	CLTC-ALK	C31;A20	0.158
-	ALK	NP_004295.2:p.R401*	0.102
Off target			
15	REEP2	NP_001258732.1	2.608
16	ICMT	NP_036537.1	2.014
17	OR2AE1	NP_001005276.1	1.812



BSA	-	HA peptide	-	6xHis peptide	-	FLAG peptide	-	GST	-	MBP	-	Hemocyanin -KLH	-
-----	---	------------	---	---------------	---	--------------	---	-----	---	-----	---	-----------------	---

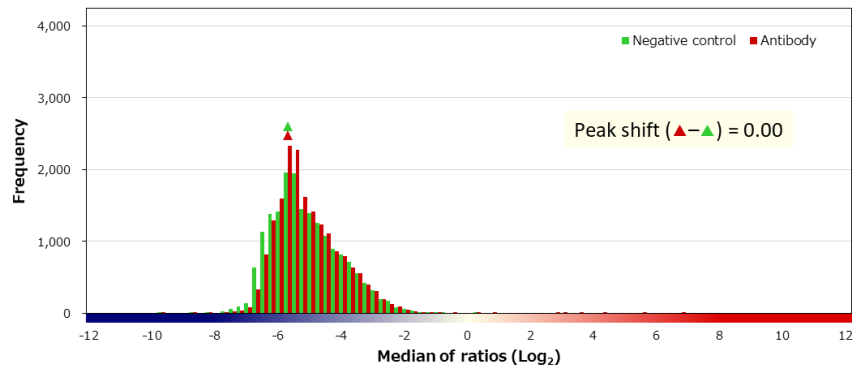
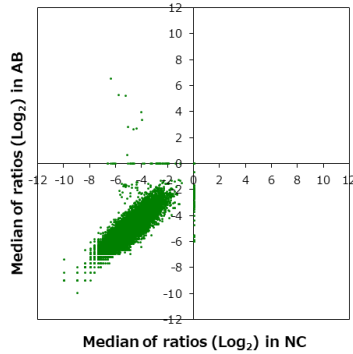
ALK (CD246)

anaplastic lymphoma receptor tyrosine kinase

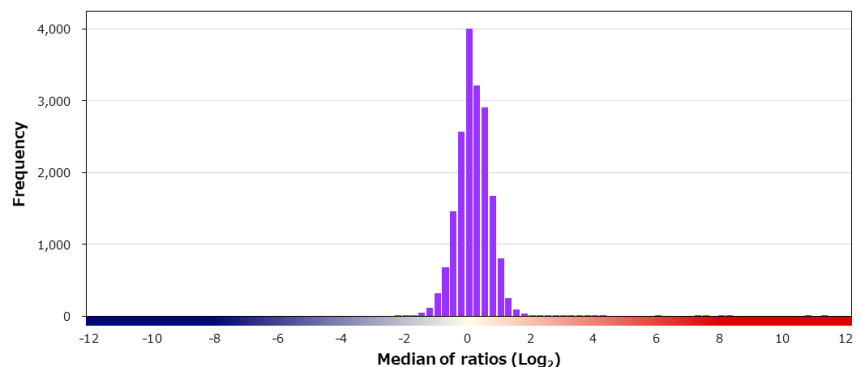
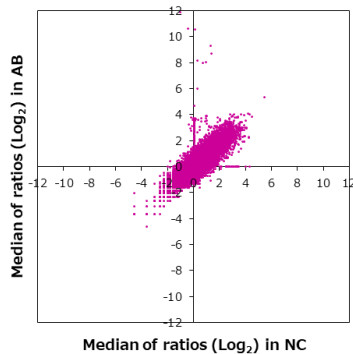
Supplier	Product code		Lot #
Leica	NCL-L-ALK-H		6073257
Host	Clonality	Isotype	Clone
Mouse	Monoclonal	IgG1	5A4
Applications			
<input type="checkbox"/> WB	<input type="checkbox"/> SW	<input type="checkbox"/> ELISA	<input type="checkbox"/> FCM
<input type="checkbox"/> ICC	<input type="checkbox"/> IF	<input checked="" type="checkbox"/> IHC	<input type="checkbox"/> IP
<input type="checkbox"/> B/N			
Note			

タンパク質マイクロアレイ (18K)

測定値 (Raw データ) 分布

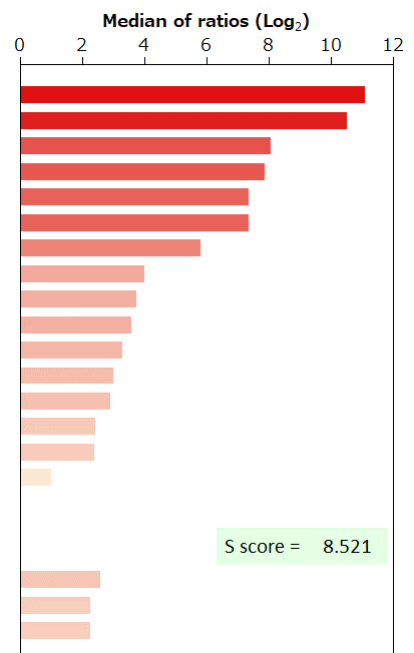


補正值分布



特異性検証

Rank	Gene	Protein	Score
On target			
1	TFG-ALK	T3;A20	11.099
2	NPM1-ALK	N5;A20	10.514
3	ATIC-ALK	A7;A20	8.058
4	MSN-ALK	M11;A20	7.866
5	TPM4-ALK	T7;A20	7.352
6	SQSTM1-ALK	S5;A20	7.349
7	EML4-ALK	E20;A20	5.796
8	ALK	NP_004295.2:p.I1171N	4.001
9	ALK	NP_004295.2:p.C1156Y	3.736
10	ALK	NP_004295.2:p.F1245V	3.602
11	ALK	NP_004295.2:p.A585T	3.305
12	ALK	NP_004295.2:p.R69Q	3.008
13	RANBP2-ALK	R18;A20	2.902
15	ALK	NP_004295.2:p.H1030P	2.432
16	ALK	NP_004295.2	2.392
-	KIF5B-ALK	K15;A20	1.013
-	CLTC-ALK	C31;A20	-0.670
Off target			
14	KIF3B	O15066-2	2.578
17	GAGE2D/GAGE8	NP_001091877.1/NP_036328.1	2.280
18	TSPAN8	NP_004607.1	2.273



BSA	-	HA peptide	-	6xHis peptide	-	FLAG peptide	-	GST	-	MBP	-	Hemocyanin -KLH	-
-----	---	------------	---	---------------	---	--------------	---	-----	---	-----	---	-----------------	---

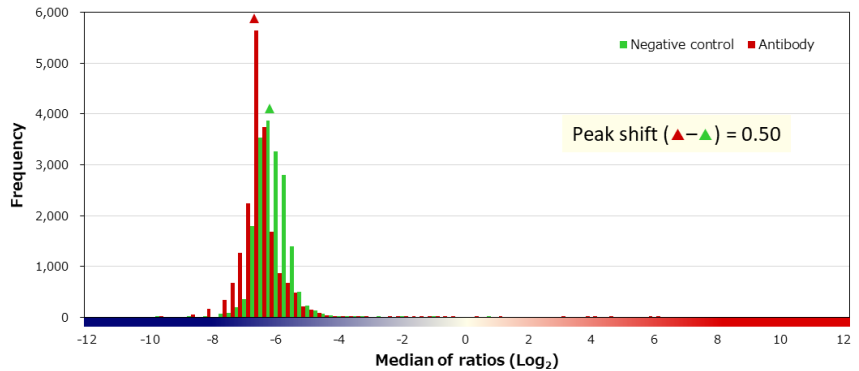
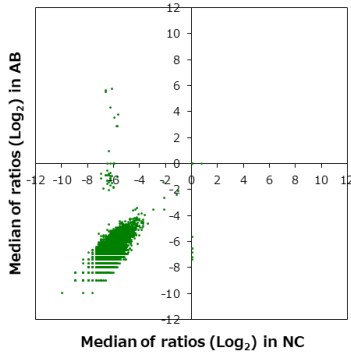
ALK (CD246)

anaplastic lymphoma receptor tyrosine kinase

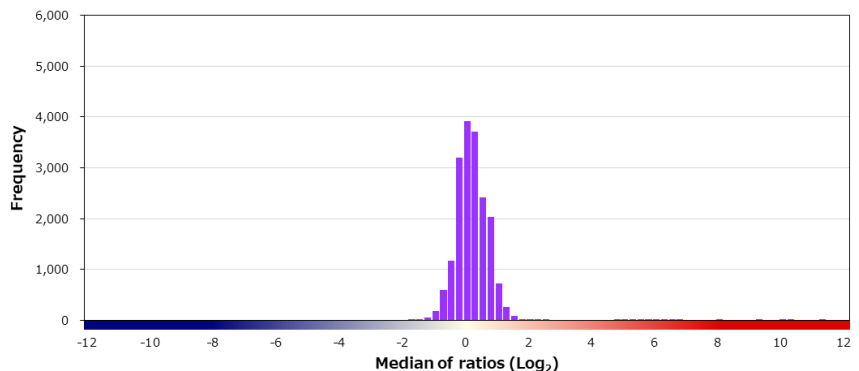
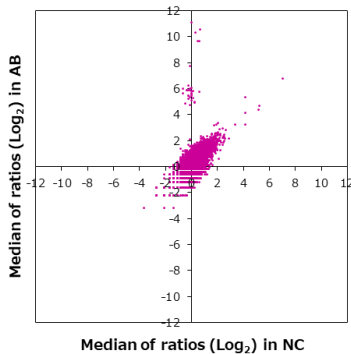
Supplier	Product code		Lot #
Roche	790-2918		F18299
Host	Clonality	Isotype	Clone
Mouse	Monoclonal	IgG3, kappa	ALK01
Applications			
<input type="checkbox"/> WB	<input type="checkbox"/> SW	<input type="checkbox"/> ELISA	<input type="checkbox"/> FCM
<input type="checkbox"/> ICC	<input type="checkbox"/> IF	<input checked="" type="checkbox"/> IHC	<input type="checkbox"/> IP
<input type="checkbox"/> B/N			
Note			

タンパク質マイクロアレイ (18K)

測定値 (Raw データ) 分布

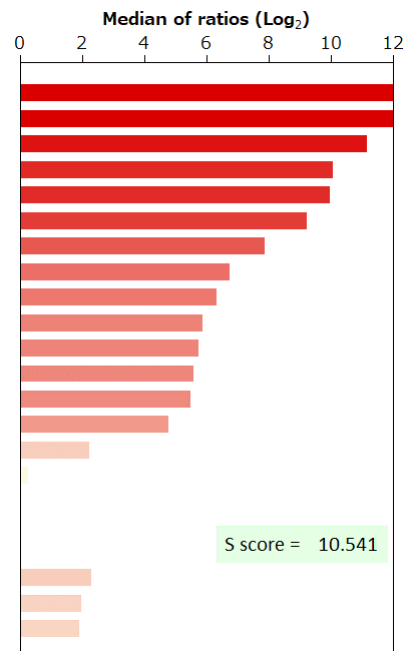


補正值分布



特異性検証

Rank	Gene	Protein	Score
On target			
1	TFG-ALK	T3;A20	12.840
2	NPM1-ALK	N5;A20	12.687
3	ATIC-ALK	A7;A20	11.134
4	MSN-ALK	M11;A20	10.039
5	TPM4-ALK	T7;A20	9.952
6	SQSTM1-ALK	S5;A20	9.212
7	EML4-ALK	E20;A20	7.858
8	ALK	NP_004295.2:p.F1245L	6.736
9	ALK	NP_004295.2:p.C1156Y	6.308
10	ALK	NP_004295.2:p.R69Q	5.871
11	ALK	NP_004295.2:p.A585T	5.756
12	RANBP2-ALK	R18;A20	5.596
13	ALK	NP_004295.2:p.H1030P	5.476
14	ALK	NP_004295.2	4.790
16	KIF5B-ALK	K15;A20	2.222
-	ALK	NP_004295.2:p.R401*	0.259
-	CLTC-ALK	C31;A20	-0.002
Off target			
15	TSPYL6	NP_001003937.2	2.299
17	INTU	NP_056508.2	1.969
18	CEMP1	NP_001041677.1	1.914



BSA	-	HA peptide	-	6xHis peptide	-	FLAG peptide	-	GST	-	MBP	-	Hemocyanin -KLH	-
-----	---	------------	---	---------------	---	--------------	---	-----	---	-----	---	-----------------	---

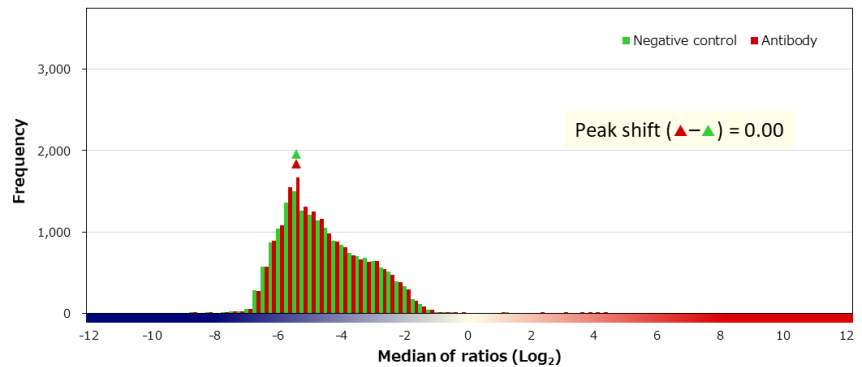
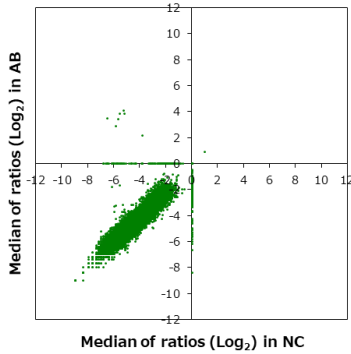
ALK (CD246)

anaplastic lymphoma receptor tyrosine kinase

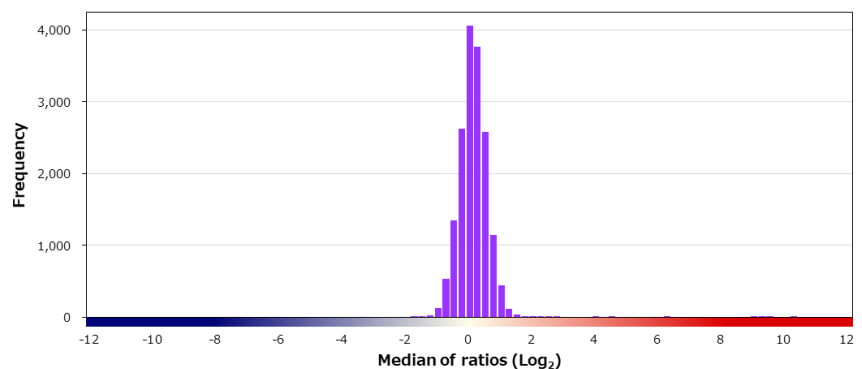
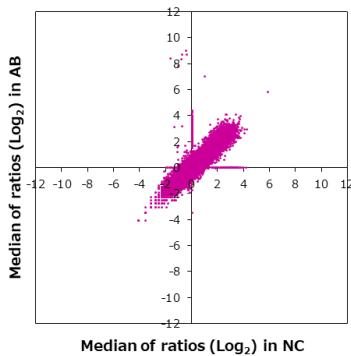
Supplier	Product code		Lot #
Agilent	M719529		20028639
Host	Clonality	Isotype	Clone
Mouse	Monoclonal	IgG3, kappa	ALK1
Applications			
<input type="checkbox"/> WB	<input type="checkbox"/> SW	<input type="checkbox"/> ELISA	<input type="checkbox"/> FCM
<input type="checkbox"/> ICC	<input type="checkbox"/> IF	<input checked="" type="checkbox"/> IHC	<input type="checkbox"/> IP
<input type="checkbox"/> B/N			
Note			

タンパク質マイクロアレイ (18K)

測定値 (Raw データ) 分布

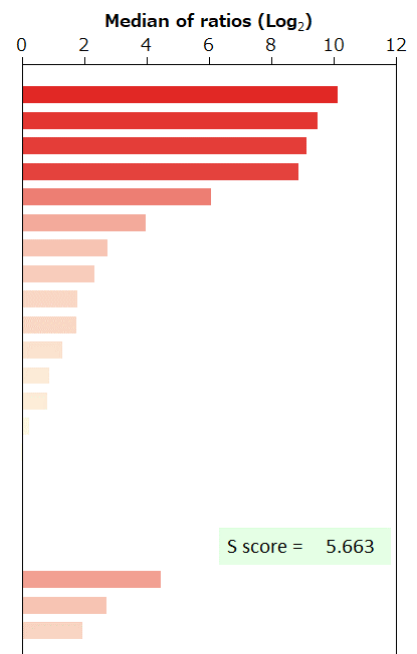


補正值分布



特異性検証

Rank	Gene	Protein	Score
On target			
1	ATIC-ALK	A7;A20	10.110
2	TFG-ALK	T3;A20	9.461
3	NPM1-ALK	N5;A20	9.124
4	MSN-ALK	M11;A20	8.863
5	TPM3-ALK	T7;A20	6.067
7	EML4-ALK	E20;A20	3.958
8	ALK	NP_004295.2:p.I1171N	2.742
10	ALK	NP_004295.2:p.F1245V	2.341
13	ALK	NP_004295.2:p.R1209Q	1.775
14	RANBP2-ALK	R18;A20	1.746
-	ALK	NP_004295.2	1.289
-	ALK	NP_004295.2:p.C1156Y	0.875
-	ALK	NP_004295.2:p.R69Q	0.823
-	ALK	NP_004295.2:p.L1152R	0.235
-	ALK	NP_004295.2:p.R401*	0.022
-	ALK	NP_004295.2:p.F1174L	-0.067
-	CLTC-ALK	C31;A20	-0.206
Off target			
6	UBAP2	NP_001269459.1	4.447
9	BID	NP_932070.1 (N77S)	2.732
11	SCNN1G	NP_001030.2	1.929



BSA	-	HA peptide	-	6xHis peptide	-	FLAG peptide	-
-----	---	------------	---	---------------	---	--------------	---

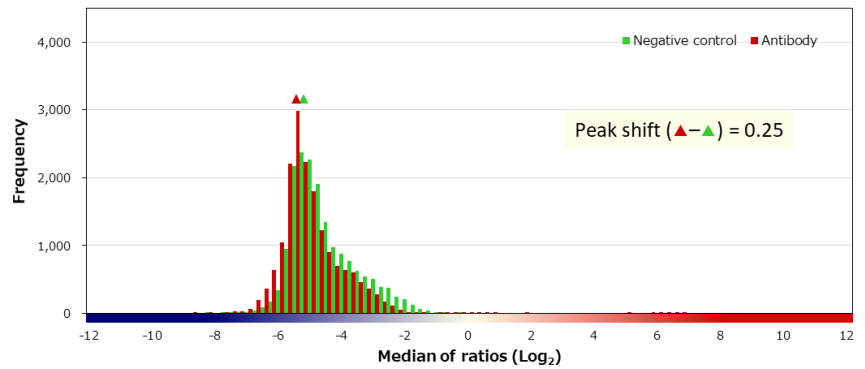
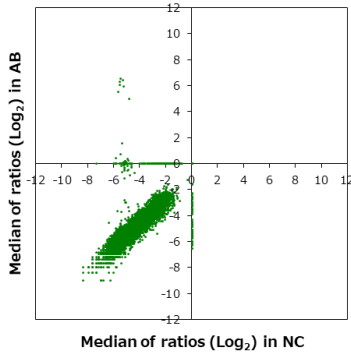
ALK (CD246)

anaplastic lymphoma receptor tyrosine kinase

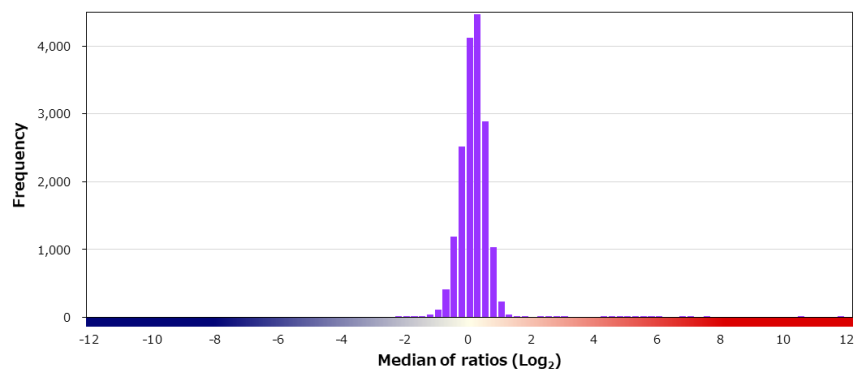
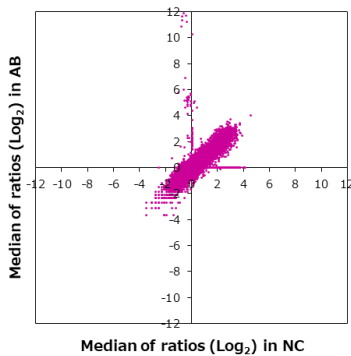
Supplier	Roche		Product code	790-4794	Lot #	F01786	
Host	Rabbit	Clonality	Monoclonal	Isotype	IgG	Clone	D5F3
Applications	<input type="checkbox"/> WB <input type="checkbox"/> SW <input type="checkbox"/> ELISA <input type="checkbox"/> FCM <input type="checkbox"/> ICC <input type="checkbox"/> IF <input type="checkbox"/> IHC <input type="checkbox"/> IP <input type="checkbox"/> B/N						
Note							

タンパク質マイクロアレイ (18K)

測定値 (Raw データ) 分布

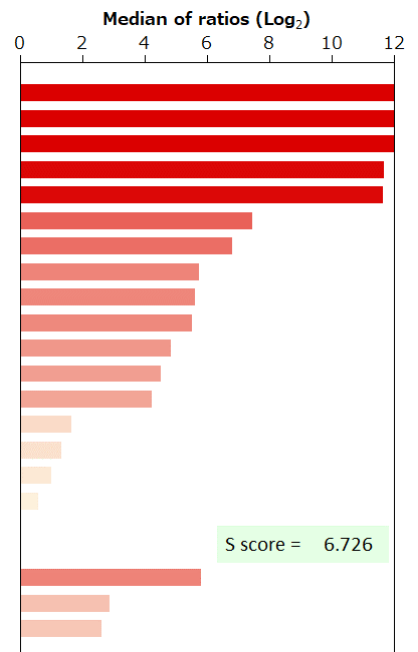


補正值分布



特異性検証

Rank	Gene	Protein	Score
On target			
1	TPM4-ALK	T7;A20	12.536
2	NPM1-ALK	N5;A20	12.358
3	TFG-ALK	T3;A20	12.213
4	SQSTM1-ALK	S5;A20	11.675
5	MSN-ALK	M11;A20	11.645
6	EML4-ALK	E20;A20	7.440
7	ALK	NP_004295.2;p.L1196M	6.797
9	RANBP2-ALK	R18;A20	5.745
10	ALK	NP_004295.2	5.606
11	ALK	NP_004295.2;p.G1202R	5.522
12	ALK	NP_004295.2;p.R69Q	4.848
13	ALK	NP_004295.2;p.A585T	4.513
14	ALK	NP_004295.2;p.F1174L	4.222
-	CLTC-ALK	C31;A20	1.661
-	ALK	NP_004295.2;p.R401*	1.320
-	KIF5B-ALK	K15;A20	0.996
-	KIF5B-ALK	K24;A20	0.605
Off target			
8	STK16	NP_001008910.1	5.810
15	INO80E	NP_775889.1	2.866
16	FAM173A	NP_076422.1	2.609

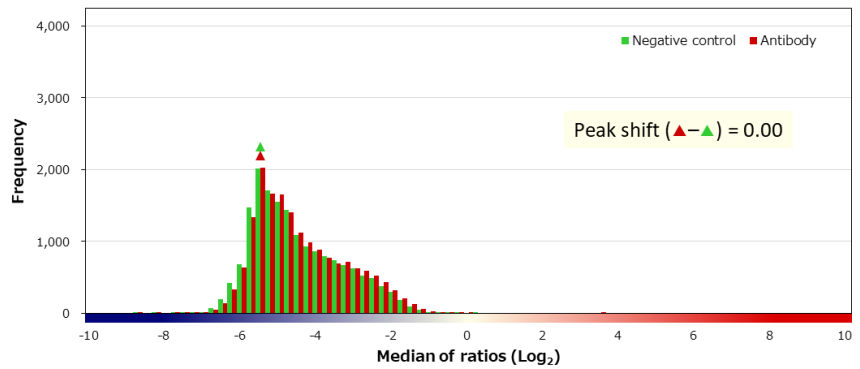
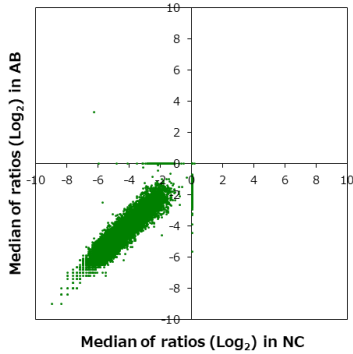


BSA	-	HA peptide	-	6xHis peptide	-	FLAG peptide	-
-----	---	------------	---	---------------	---	--------------	---

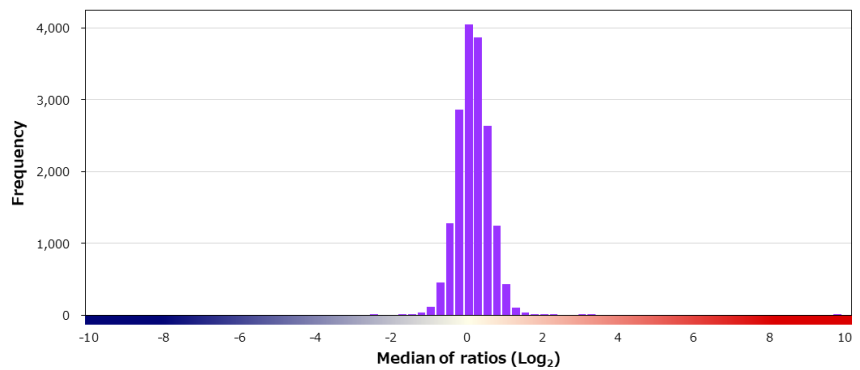
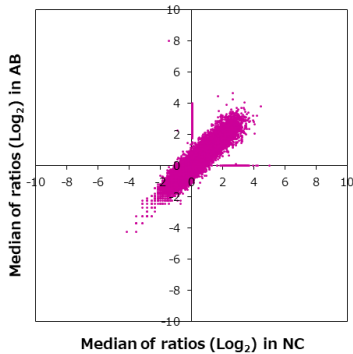
Supplier ニチレイバイオサイエンス	Product code 418041	Lot # H1605
Host Rabbit	Clonality Monoclonal	Isotype IgG
Applications <input type="checkbox"/> WB <input type="checkbox"/> SW <input type="checkbox"/> ELISA <input type="checkbox"/> FCM <input type="checkbox"/> ICC <input type="checkbox"/> IF <input checked="" type="checkbox"/> IHC <input type="checkbox"/> IP <input type="checkbox"/> B/N		
Note		

タンパク質マイクロアレイ (18K)

■ 測定値 (Raw データ) 分布

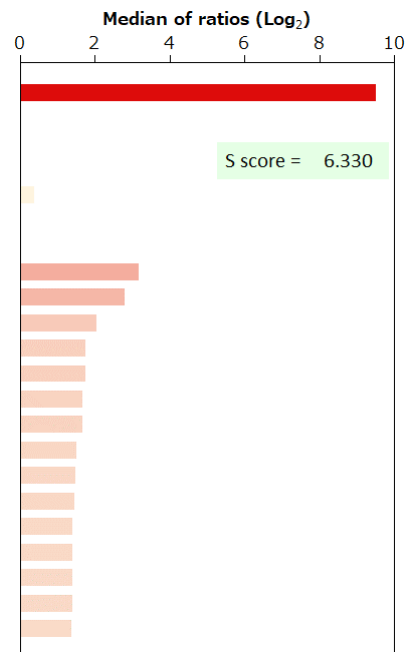


■ 補正值分布



■ 特異性検証

Rank	Gene	Protein	Score
On target			
1	ANO1	BAA91513.1	9.511
-	ANO1	XP_011543433.1	-0.218
Off target			
-	ANO4	Q32M45-3	0.388
-	ANO9	XP_011518355.1 (I92V/C100R)	0.011
-	ANO10	NP_060545.3	-0.071
2	ARHGAP27	NP_954976.1	3.181
3	ZNF852	NP_001274278.1	2.806
4	CAMK2N2	NP_150284.1	2.045
5	FAM231D/LOC100996721	Q6ZW35/XP_005276201.1	1.763
6	NME8	NP_057700.3 (C208R/I493T)	1.753
7	DNAJB12	NP_060096.3	1.668
8	PNO1	NP_064528.1	1.662
9	GNAQ	NP_002063.2:p.T175S	1.514
10	NR3C2	NP_000892.2	1.485
11	MAGEB1	NP_002354.2	1.450
12	TEX30	NP_620134.3	1.406
13	IFIT5	Q13325-2	1.403
14	CLINT1	NP_001182484.1	1.400
15	PRKCQ	NP_006248.1	1.398
16	NUP155	NP_705618.1	1.387

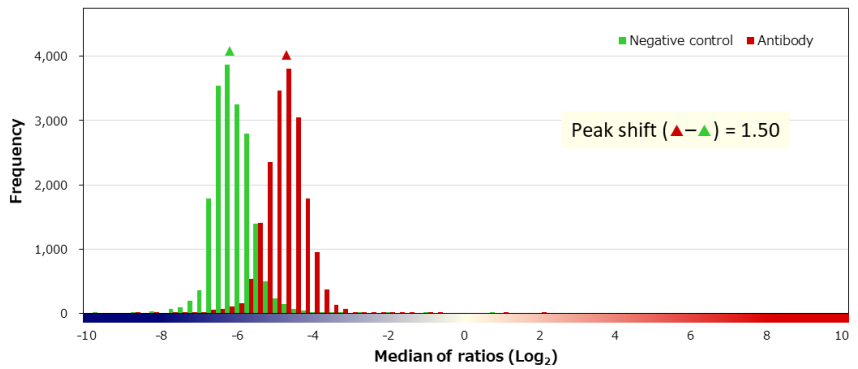
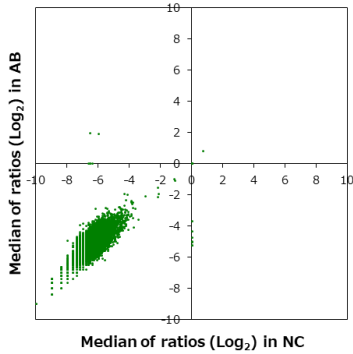


BSA	-	HA peptide	-	6xHis peptide	-	FLAG peptide	-
-----	---	------------	---	---------------	---	--------------	---

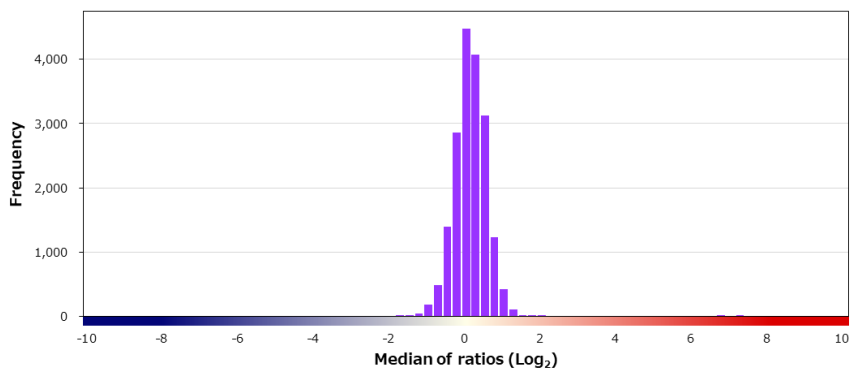
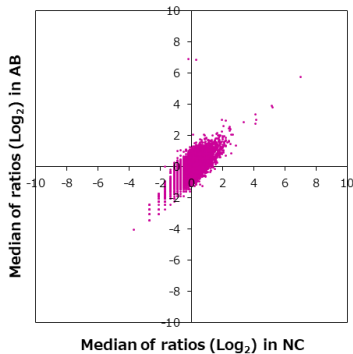
Supplier	Product code		Lot #
Roche	760-4435		V0001745
Host	Clonality	Isotype	Clone
Mouse	Monoclonal	IgG1	MRQ-3
Applications			
<input type="checkbox"/> WB	<input type="checkbox"/> SW	<input type="checkbox"/> ELISA	<input type="checkbox"/> FCM
<input type="checkbox"/> ICC	<input type="checkbox"/> IF	<input checked="" type="checkbox"/> IHC	<input type="checkbox"/> IP
<input type="checkbox"/> B/N			
Note			

タンパク質マイクロアレイ (18K)

■ 測定値 (Raw データ) 分布

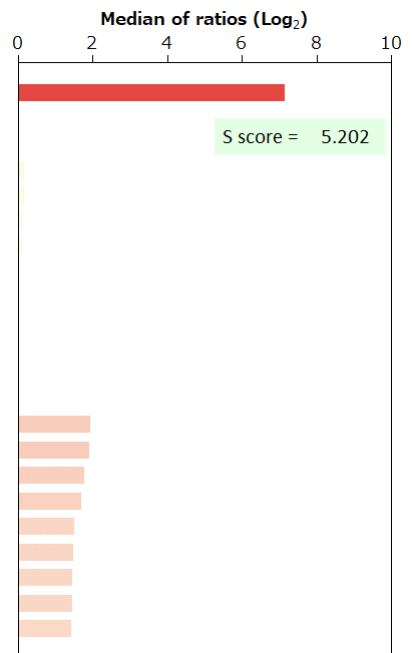


■ 補正值分布



■ 特異性検証

Rank	Gene	Protein	Score
On target			
1	ANXA1	NP_000691.1	7.152
Off target			
-	ANXA11	NP_001148.1 (R230C)	0.184
-	ANXA3	NP_005130.1	0.172
-	ANXA9	NP_003559.2	0.117
-	ANXA6	NP_001146.2	0.106
-	ANXA2	NP_004030.1	0.032
-	ANXA8	NP_001258632.1	-0.089
-	ANXA5	NP_001145.1	-0.146
-	ANXA7	NP_004025.1	-0.243
-	ANXA4	NP_001144.1 (T87M)	-0.397
-	ANXA13	NP_001003954.1 (R127H/V313I)	-0.553
2	TSPO	NP_000705.2 (T147A/R162H)	1.950
3	NRTN	NP_004549.1	1.907
4	FIGNL1	NP_071399.2	1.778
5	MEPE	NP_001171624.1	1.714
6	C16orf86	NP_001013002.2	1.518
7	KLHL35	Q6PF15-2	1.500
8	SCAI	NP_001138349.1 (A37T)	1.451
9	PXMP2	NP_061133.1	1.447
10	EPS8L2	NP_073609.2	1.435

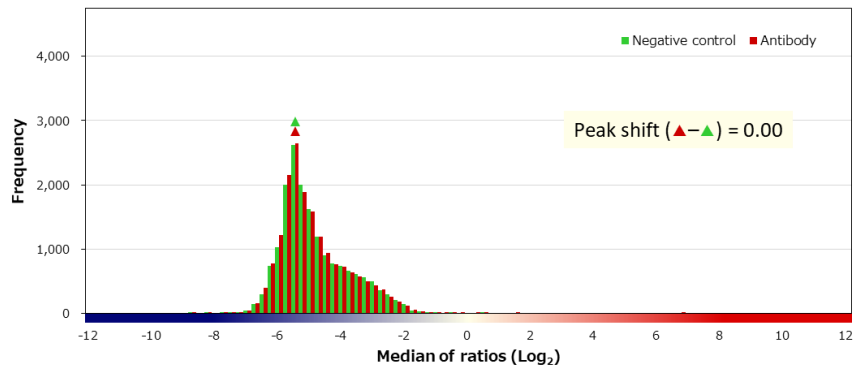
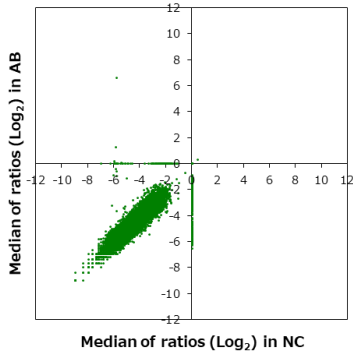


BSA	-	HA peptide	-	6xHis peptide	-	FLAG peptide	-	GST	-	MBP	-	Hemocyanin -KLH	-
-----	---	------------	---	---------------	---	--------------	---	-----	---	-----	---	-----------------	---

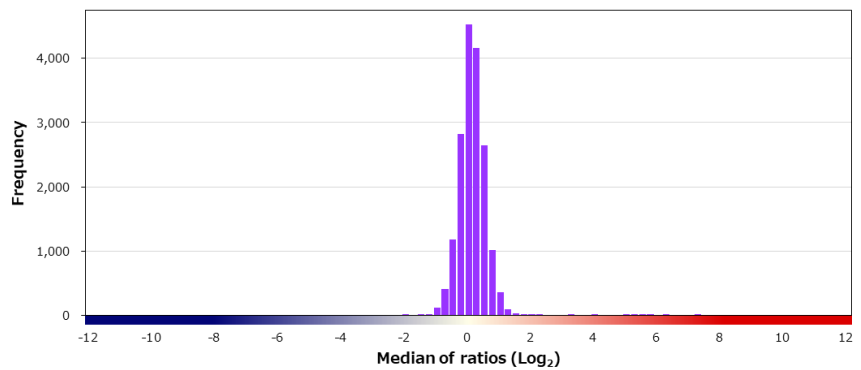
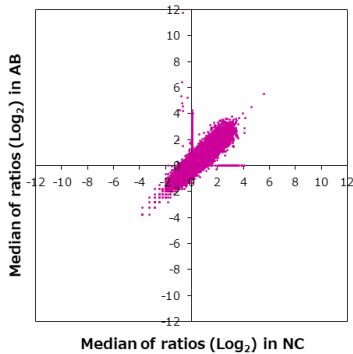
Supplier Cell Signaling Technology		Product code 55003S		Lot #	
Host Rabbit		Clonality Monoclonal		Isotype IgG	
Applications		Clone D9J1N			
<input checked="" type="checkbox"/> WB <input type="checkbox"/> SW <input type="checkbox"/> ELISA <input checked="" type="checkbox"/> FCM <input type="checkbox"/> ICC <input type="checkbox"/> IF <input checked="" type="checkbox"/> IHC <input checked="" type="checkbox"/> IP <input type="checkbox"/> B/N					
Note					

タンパク質マイクロアレイ (18K)

■ 測定値 (Raw データ) 分布

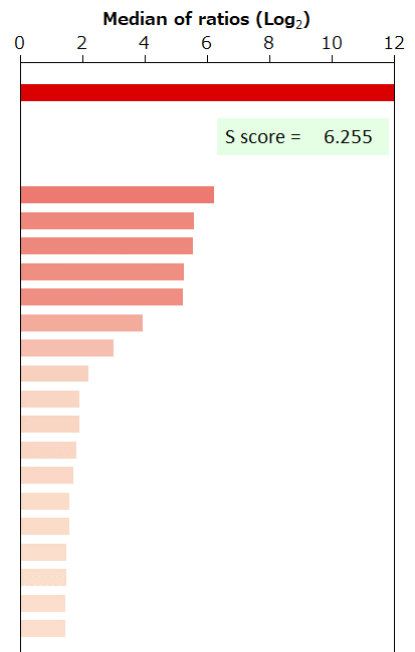


■ 補正值分布



■ 特異性検証

Rank	Gene	Protein	Score
On target			
1	ARG2	NP_001163.1	12.477
Off target			
-	ARG1	NP_001231367.1	-0.565
2	LMCD1	NP_055398.1	6.222
3	KDM1B	Q8NB78-4	5.566
4	NDE1	NP_060138.1	5.549
5	RAB28	NP_001017979.1	5.264
6	PRSS50	NP_037402.1 (E88G)	5.234
7	SPICE1	NP_653319.1	3.944
8	ZFYVE26	Q68DK2-3	3.007
9	ASPHD2	NP_065170.2	2.193
10	MS4A15	NP_001092305.1	1.913
11	CHCHD3	NP_060282.1	1.910
12	FARSB	NP_005678.3 (V585I)	1.813
13	USP5	NP_001092006.1	1.735
14	MAPRE3	NP_036458.2	1.602
15	FAM134C	NP_835227.1	1.600
16	CCDC78	A2IDD5-3	1.492
17	PSCA	O43653	1.488
18	PTPRN	NP_001186692.1	1.468
19	HSPA12B	NP_443202.3	1.446

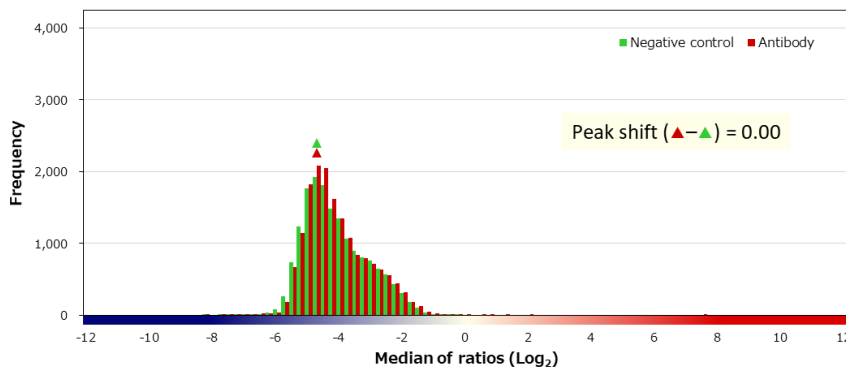
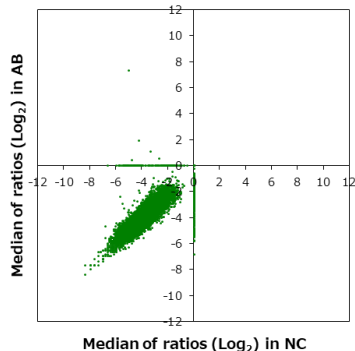


BSA	-	HA peptide	-	6xHis peptide	-	FLAG peptide	-
-----	---	------------	---	---------------	---	--------------	---

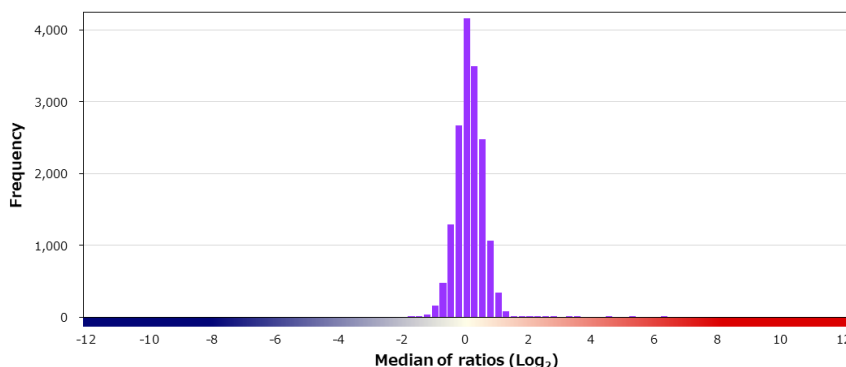
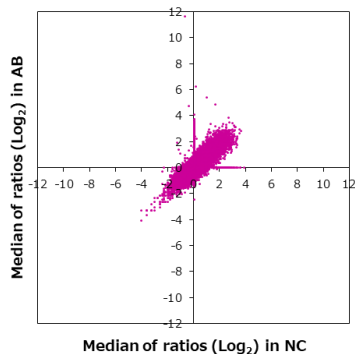
Supplier Abcam	Product code ab213151	Lot # GR274527-1
Host Rabbit	Clonality Monoclonal	Isotype IgG
Applications <input type="checkbox"/> WB <input type="checkbox"/> SW <input type="checkbox"/> ELISA <input type="checkbox"/> FCM <input type="checkbox"/> ICC <input type="checkbox"/> IF <input checked="" type="checkbox"/> IHC <input type="checkbox"/> IP <input type="checkbox"/> B/N		
Note		

タンパク質マイクロアレイ (18K)

測定値 (Raw データ) 分布

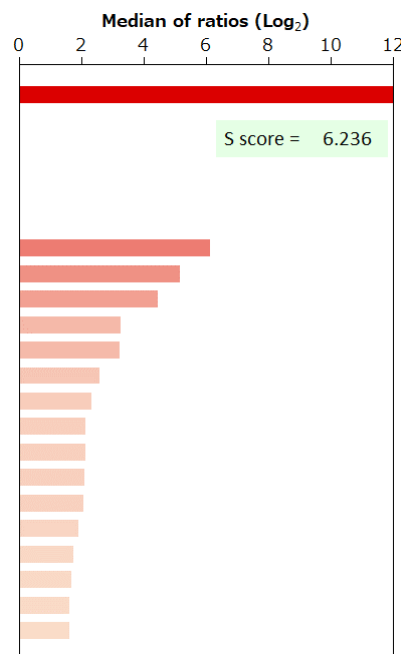


補正值分布



特異性検証

Rank	Gene	Protein	Score
On target			
1	ASCL1	NP_004307.2	12.358
Off target			
-	ASCL4	NP_982260.2	-0.001
-	ASCL5	NP_001257530.1	-0.100
-	ASCL2	NP_005161.1	-0.215
2	EPN2	NP_683723.2 (V344A)	6.122
3	STX4	NP_004595.2	5.170
4	FOPNL	NP_653201.1	4.444
5	IL17A	NP_002181.1	3.270
6	FAM89A	NP_940954.1	3.231
7	FLOT1	NP_001305804.1	2.584
8	RARA	NP_000955.1	2.326
9	CEACAM3	P40198-2	2.151
10	CAPN9	NP_006606.1 (K322Q)	2.129
11	CTPS1	NP_001896.2	2.115
12	TSTD2	NP_640339.4 (R83Q)	2.062
13	SNAI2	NP_003059.1	1.920
14	CWF19L2	NP_689647.2	1.753
15	CDC42EP4	NP_036253.2	1.694
16	MDF1	NP_005577.1	1.637
17	AMZ1	NP_001271284.1	1.630

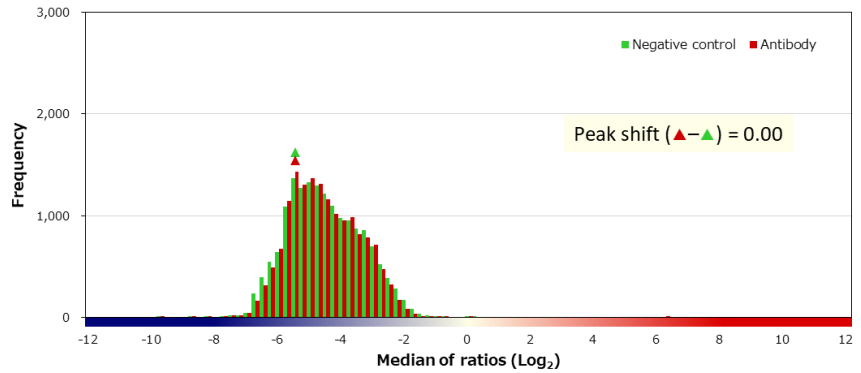
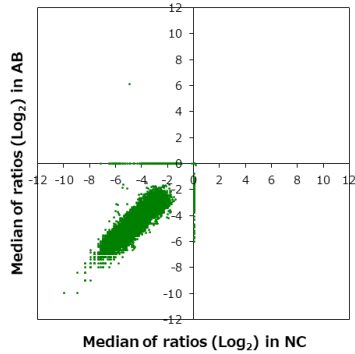


BSA	-	HA peptide	-	6xHis peptide	-	FLAG peptide	-
-----	---	------------	---	---------------	---	--------------	---

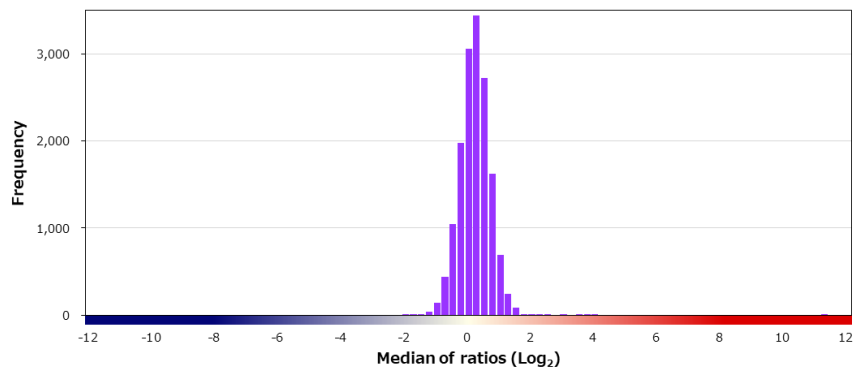
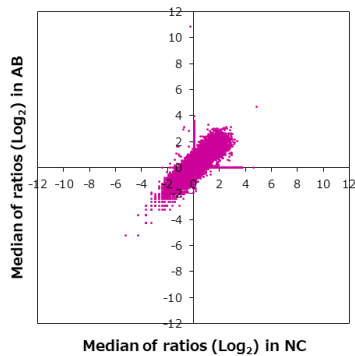
Supplier		Product code		Lot #	
MBL life science		M134-3MS		1	
Host		Clonality		Isotype	
Mouse		Monoclonal		IgG1	
Applications		Clone			
<input checked="" type="checkbox"/> WB <input type="checkbox"/> SW <input type="checkbox"/> ELISA <input type="checkbox"/> FCM <input type="checkbox"/> ICC <input type="checkbox"/> IF <input type="checkbox"/> IHC <input type="checkbox"/> IP <input type="checkbox"/> B/N		9H5			
Note					

タンパク質マイクロアレイ (18K)

■ 測定値 (Raw データ) 分布

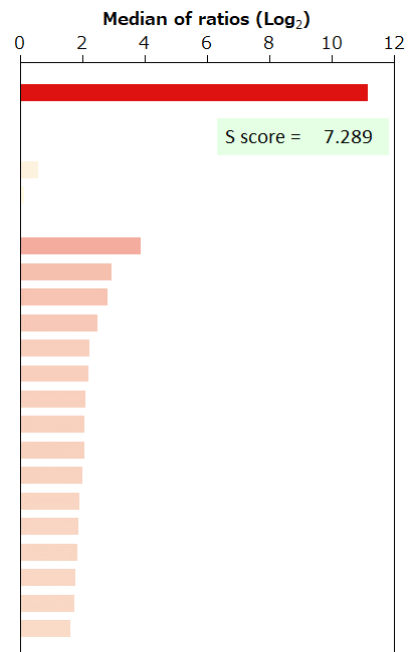


■ 補正值分布



■ 特異性検証

Rank	Gene	Protein	Score
On target			
1	ATG4B	Q9Y4P1-2	11.162
Off target			
-	ATG4C	NP_116241.2	0.583
-	ATG4D	NP_116274.3	0.152
-	ATG4A	NP_443168.2	-0.872
2	CCND1	NP_444284.1	3.873
3	SPX	NP_085049.1	2.935
4	BCAS2	NP_005863.1	2.798
5	MGP	NP_000891.2 (T102A)	2.485
6	MSANTD4	NP_115800.1	2.232
7	RHOT2	NP_620124.1	2.202
8	CXCL14	NP_004878.2	2.116
9	ATP6V1G1	NP_004879.1	2.078
10	LPAR1	NP_001392.2	2.077
11	SAMD3	NP_001017373.2	2.012
12	SET	NP_001116293.1	1.912
13	NLN	NP_065777.1	1.875
14	EGFR	NP_005219.2:p.A859D	1.849
15	IKBKAP	NP_003631.2	1.773
16	DES	NP_001918.3	1.740
17	GRIN1	NP_015566.1	1.637

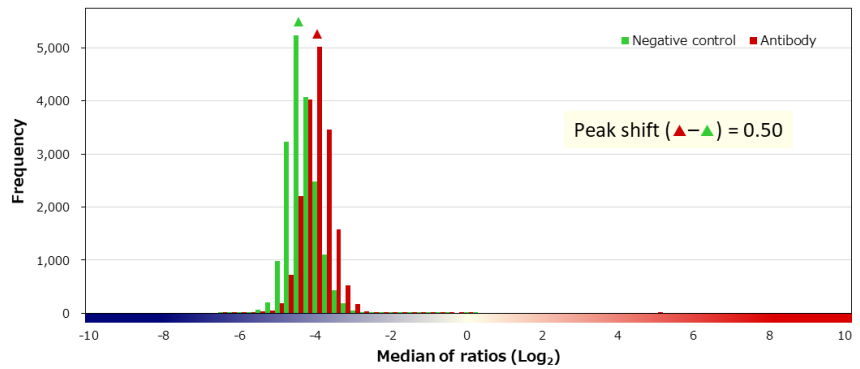
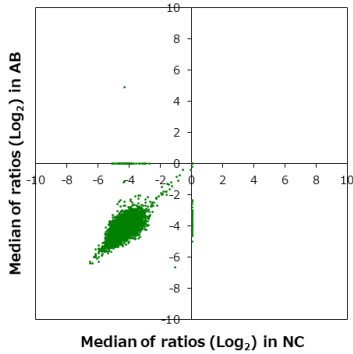


BSA	-	HA peptide	-	6xHis peptide	-	FLAG peptide	-
-----	---	------------	---	---------------	---	--------------	---

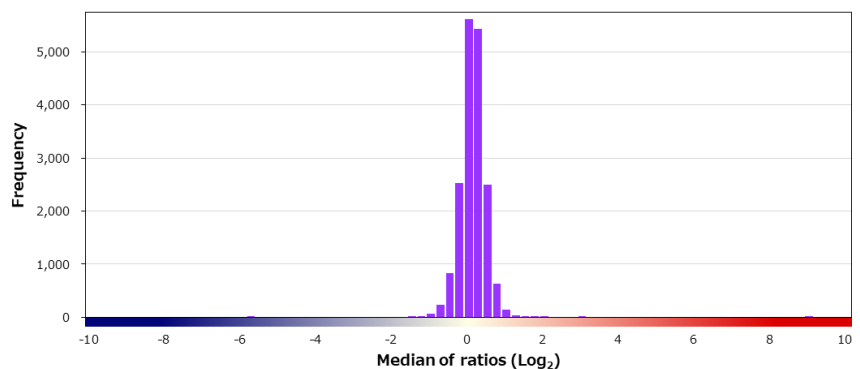
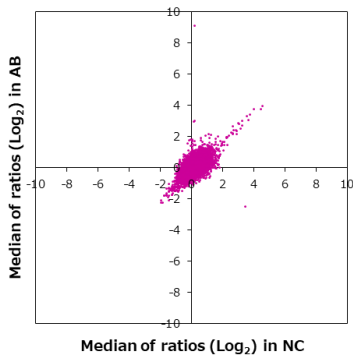
Supplier Cell Signaling Technology		Product code 8558S	Lot # 2
Host Rabbit	Clonality Monoclonal	Isotype IgG	Clone D12B11
Applications <input checked="" type="checkbox"/> WB <input type="checkbox"/> SW <input type="checkbox"/> ELISA <input type="checkbox"/> FCM <input type="checkbox"/> ICC <input type="checkbox"/> IF <input type="checkbox"/> IHC <input checked="" type="checkbox"/> IP <input type="checkbox"/> B/N			
Note			

タンパク質マイクロアレイ (18K)

■ 測定値 (Raw データ) 分布

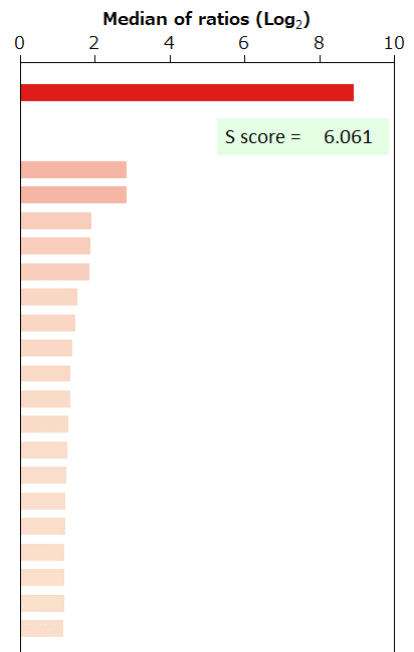


■ 補正值分布



■ 特異性検証

Rank	Gene	Protein	Score
On target			
1	ATG7	NP_006386.1	8.910
Off target			
2	MYEF2	Q9P2K5-3 (Q38R)	2.849
3	OR1J4	NP_001004452.1	2.847
4	CD109	NP_598000.2 (Y703S/K789E)	1.915
5	MED20	NP_004266.2	1.876
6	CDC34	NP_004350.1	1.867
7	XAGE3	NP_570132.1	1.533
8	ATF6B	NP_004372.3	1.490
9	KLHL13	NP_001161771.1	1.419
10	GIMAP4	NP_060796.1	1.363
11	EPS8	NP_004438.3	1.354
12	SASH3	NP_061863.1	1.310
13	HMG2P46	Q86SG4-2	1.270
14	TRAFD1	O14545-2	1.257
15	DSC2	NP_077740.1	1.220
16	C19orf33	NP_277055.1	1.209
17	SLITRK4	NP_775101.1	1.202
18	TTBK2	NP_775771.3 (L8P)	1.196
19	C15orf65	NP_001185713.1	1.182
20	IGF2BP3	NP_006538.2	1.164

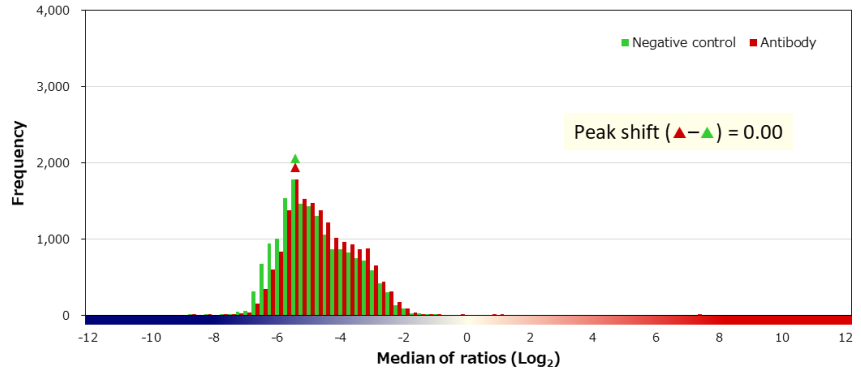
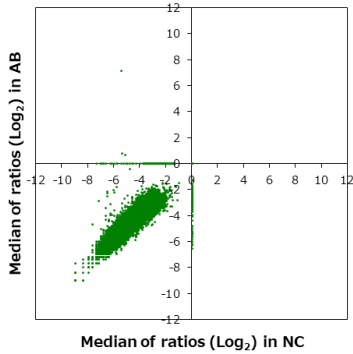


BSA	-	HA peptide	-	6xHis peptide	-	FLAG peptide	-
-----	---	------------	---	---------------	---	--------------	---

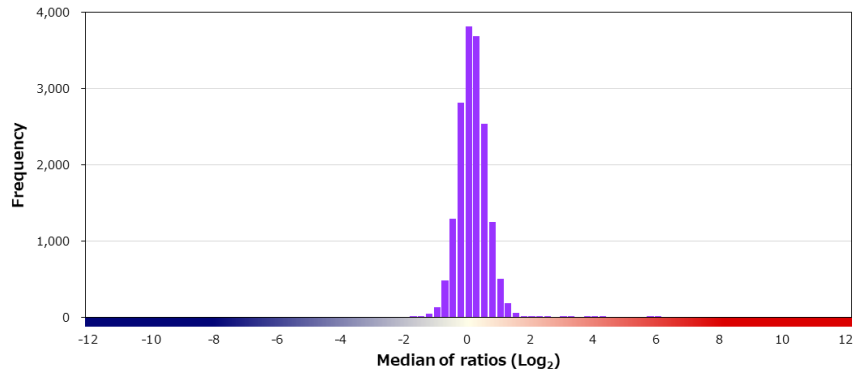
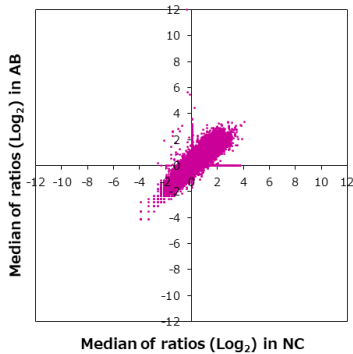
Supplier Cell Signaling Technology		Product code 2010S	Lot # 3
Host Rabbit	Clonality Polyclonal	Isotype	Clone
Applications <input checked="" type="checkbox"/> WB <input type="checkbox"/> SW <input type="checkbox"/> ELISA <input type="checkbox"/> FCM <input type="checkbox"/> ICC <input checked="" type="checkbox"/> IF <input type="checkbox"/> IHC <input type="checkbox"/> IP <input type="checkbox"/> B/N			
Note			

タンパク質マイクロアレイ (18K)

■ 測定値 (Raw データ) 分布

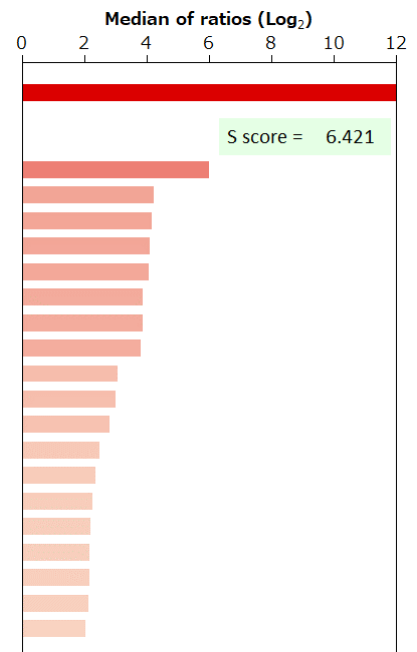


■ 補正值分布



■ 特異性検証

Rank	Gene	Protein	Score
On target			
1	ATG12	NP_004698.3	12.412
Off target			
2	SEPT10	NP_653311.1	5.991
3	SLC36A1	NP_001295079.1	4.227
4	PRAME	NP_006106.1 (W7R/D105G)	4.165
5	RAX	Q9Y2V3-2	4.093
6	C10orf107	NP_775825.1	4.085
7	ANP32D	NP_036536.2	3.865
8	CTXN1	NP_996664.1	3.863
9	FAM221A	NP_954587.2 (Y20H/H128R)	3.807
10	IL34	NP_689669.2	3.086
11	SYBU	NP_001093216.1	2.993
12	APBB1	NP_001244251.1	2.823
13	FNDC5	Q8NAU1-4	2.478
14	ZBTB2	NP_065912.1	2.372
15	SPATA19	NP_777587.1	2.272
16	UCP3	NP_003347.1	2.215
17	PIANP	NP_710152.1	2.174
18	C16orf54/LOC105369277	NP_787096.2/XP_011506896.1	2.157
19	QDPR	NP_001293069.1	2.123
20	CREB3L3	NP_115996.1	2.038

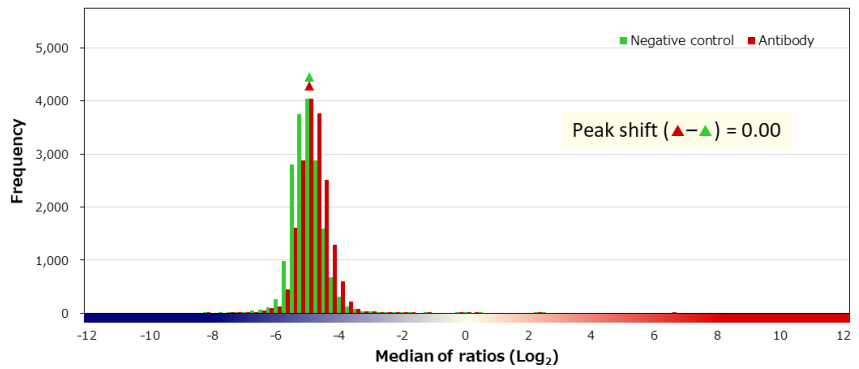
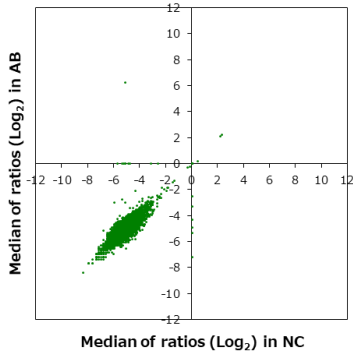


BSA	-	HA peptide	-	6xHis peptide	-	FLAG peptide	-
-----	---	------------	---	---------------	---	--------------	---

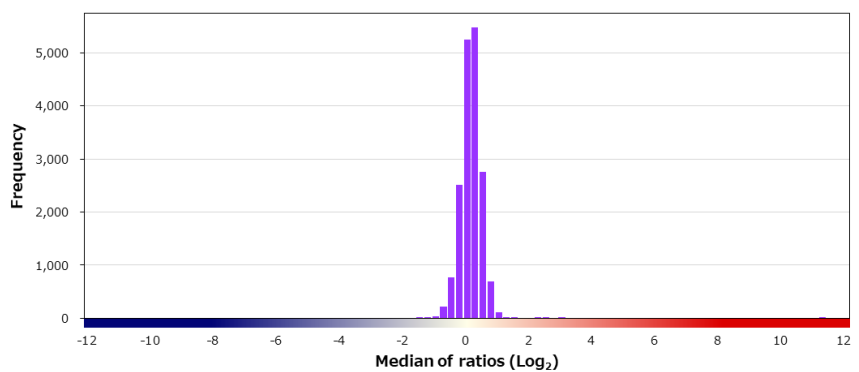
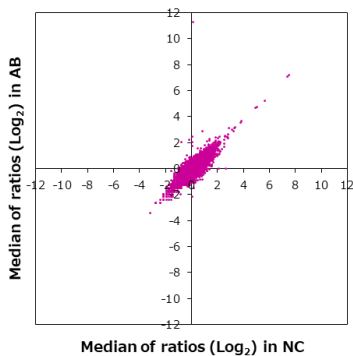
Supplier Leica	Product code NCL-L-AK2	Lot # 6074853
Host Mouse	Clonality Monoclonal	Isotype IgG2a
Applications <input type="checkbox"/> WB <input type="checkbox"/> SW <input type="checkbox"/> ELISA <input type="checkbox"/> FCM <input type="checkbox"/> ICC <input type="checkbox"/> IF <input checked="" type="checkbox"/> IHC <input type="checkbox"/> IP <input type="checkbox"/> B/N		
Note		

タンパク質マイクロアレイ (18K)

■ 測定値 (Raw データ) 分布

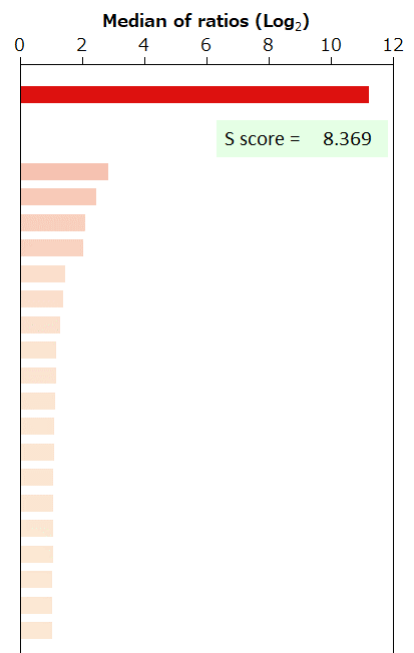


■ 補正值分布



■ 特異性検証

Rank	Gene	Protein	Score
On target			
1	AURKA	NP_003591.2 (I57V)	11.204
Off target			
2	ABCE1	NP_002931.2	2.835
3	FAM186B	NP_115506.1	2.467
4	TPPP3	NP_057048.2	2.115
5	LBR	NP_002287.2 (S154N)	2.027
6	LRRC32	NP_005503.1	1.461
7	RASSF7	NP_003466.1	1.408
8	UROC1	NP_653240.1	1.303
9	CLTB	NP_001825.1	1.184
10	CEP85	NP_073615.2	1.162
11	CSTA	NP_005204.1	1.128
12	HNRNPLL	NP_612403.2	1.109
12	ZSCAN4	NP_689890.1	1.109
14	THOP1	NP_003240.1	1.080
15	DPH5	NP_001070863.1	1.077
16	UMOD	P07911-2	1.060
16	PRKRA	NP_003681.1	1.060
18	GTF2IRD2B	NP_001003795.1	1.046
19	ZNF671	NP_079109.2 (A149V)	1.038
20	PSMG1	NP_982257.1	1.035

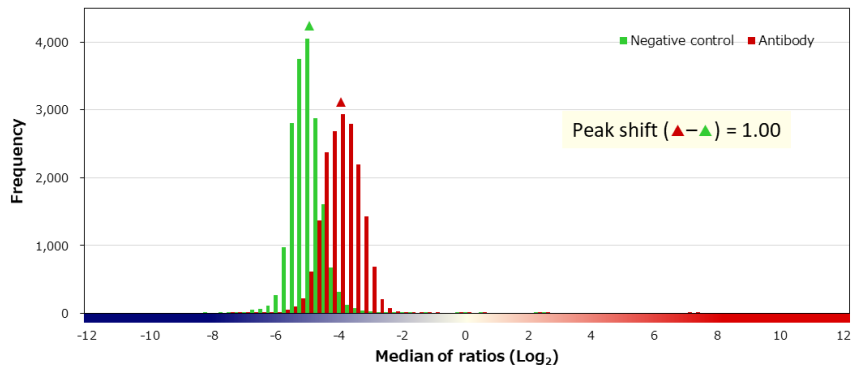
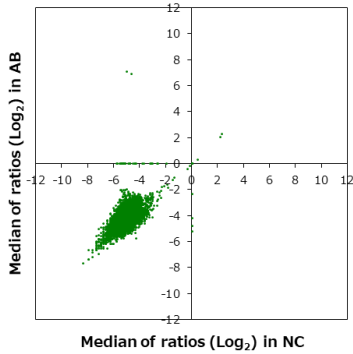


BSA	-	HA peptide	-	6xHis peptide	-	FLAG peptide	-	GST	-	MBP	-	Hemocyanin -KLH	-
-----	---	------------	---	---------------	---	--------------	---	-----	---	-----	---	-----------------	---

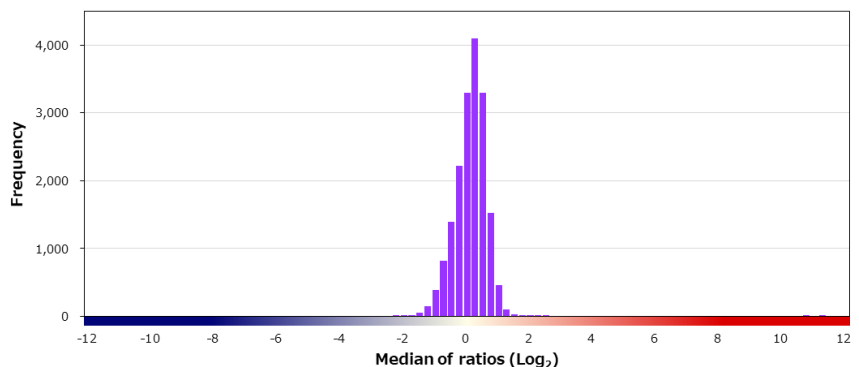
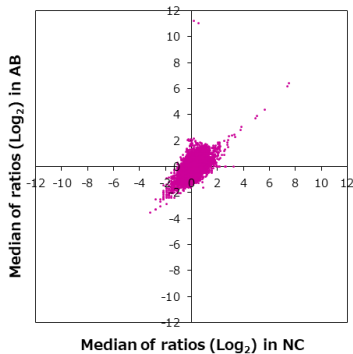
Supplier Leica	Product code NCL-L-bcl-2	Lot # 6072851
Host Mouse	Clonality Monoclonal	Isotype IgG1
Applications <input type="checkbox"/> WB <input type="checkbox"/> SW <input type="checkbox"/> ELISA <input type="checkbox"/> FCM <input type="checkbox"/> ICC <input type="checkbox"/> IF <input checked="" type="checkbox"/> IHC <input type="checkbox"/> IP <input type="checkbox"/> B/N		
Clone bcl-2/100/D5		
Note		

タンパク質マイクロアレイ (18K)

測定値 (Raw データ) 分布

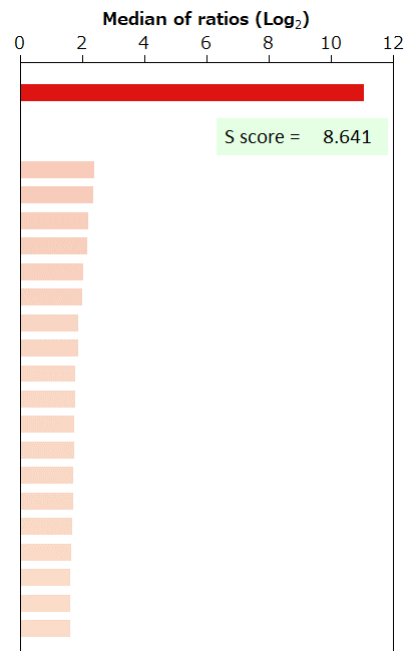


補正值分布



特異性検証

Rank	Gene	Protein	Score
On target			
1	BCL2	NP_000624.2	11.045
Off target			
2	PROCA1	NP_001291881.1	2.404
3	H1FOO	NP_001295191.1	2.369
4	JSRP1	NP_653217.1	2.204
5	CD3EAP	NP_036231.1	2.180
6	RSL1D1	O76021-2	2.056
7	REEP2	NP_001258732.1	1.996
8	PDS5B	Q9NTI5-5	1.873
8	MTDH	NP_848927.2 (T317A)	1.873
10	HIST1H1A	NP_005316.1	1.771
11	HMGA1	NP_665906.1	1.768
12	FAM32A	NP_054796.1	1.752
13	ING4	NP_001121054.1	1.737
14	PINX1	NP_060354.4	1.735
14	NUPR1	NP_001035948.1	1.735
16	H1FX	NP_006017.1	1.688
17	ING2	NP_001278888.1	1.661
18	YAF2	NP_005739.2	1.625
19	KTN1	NP_001257943.1	1.622
20	MRGBP	NP_060740.1	1.612

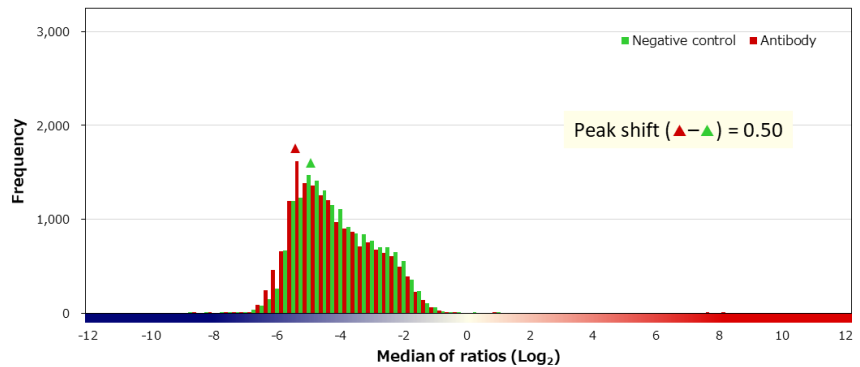
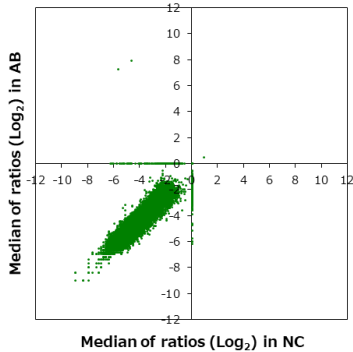


BSA	-	HA peptide	-	6xHis peptide	-	FLAG peptide	-	GST	-	MBP	-	Hemocyanin -KLH	-
-----	---	------------	---	---------------	---	--------------	---	-----	---	-----	---	-----------------	---

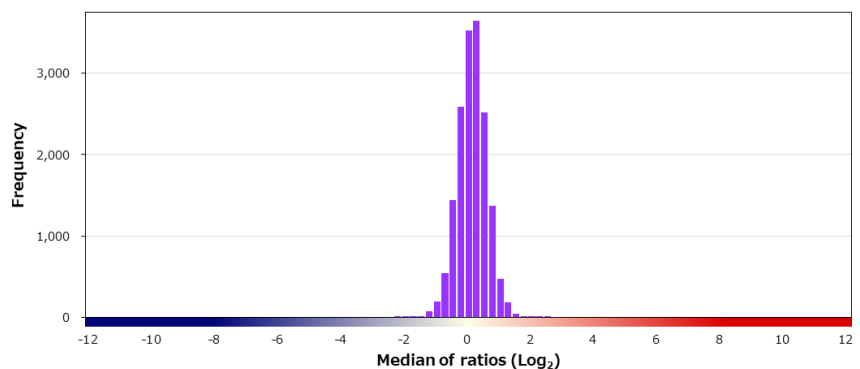
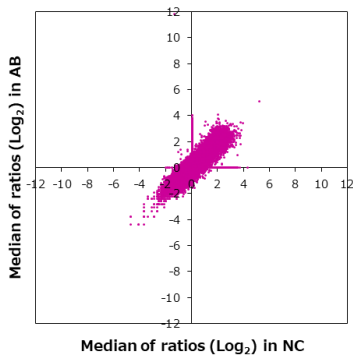
Supplier ニチレイバイオサイエンス		Product code 413141	Lot # H1603
Host Mouse	Clonality Monoclonal	Isotype IgG1, kappa	Clone 124
Applications <input type="checkbox"/> WB <input type="checkbox"/> SW <input type="checkbox"/> ELISA <input type="checkbox"/> FCM <input type="checkbox"/> ICC <input type="checkbox"/> IF <input checked="" type="checkbox"/> IHC <input type="checkbox"/> IP <input type="checkbox"/> B/N			
Note			

タンパク質マイクロアレイ (18K)

測定値 (Raw データ) 分布

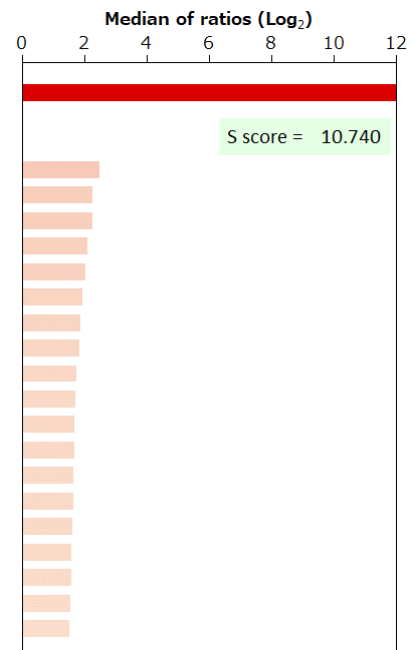


補正值分布



特異性検証

Rank	Gene	Protein	Score
On target			
1	BCL2	NP_000624.2	13.230
Off target			
2	ADSL	NP_000017.1	2.490
3	SENPA8	NP_660205.3 (T207A)	2.276
4	ST3GAL5	NP_003887.3	2.260
5	JAK2	NP_004963.1:p.N542_E543del	2.096
6	KMT5A	NP_065115.3	2.050
7	UBB	NP_061828.1	1.948
8	FKTN	NP_006722.2	1.885
9	RXRB	NP_068811.1	1.834
10	ATP9A	NP_006036.1	1.753
11	GPRC5A	NP_003970.1	1.717
12	TBCCD1	NP_060608.1	1.691
13	CCDC93	NP_061917.3	1.685
14	FUT1	NP_000139.1	1.664
15	EME1	NP_001159603.1 (E69D)	1.646
16	NELFB	Q8WX92	1.634
17	ARPC4-TTLL3	NP_001185722.1	1.593
18	HDAC4	NP_006028.2	1.592
19	CCDC152	NP_001128320.1	1.571
20	IRX5	NP_005844.4	1.519

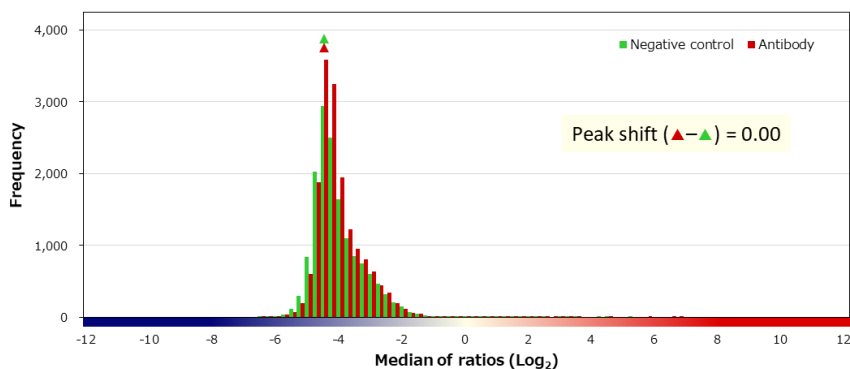
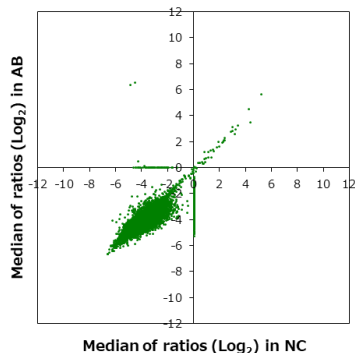


BSA	-	HA peptide	-	6xHis peptide	-	FLAG peptide	-
-----	---	------------	---	---------------	---	--------------	---

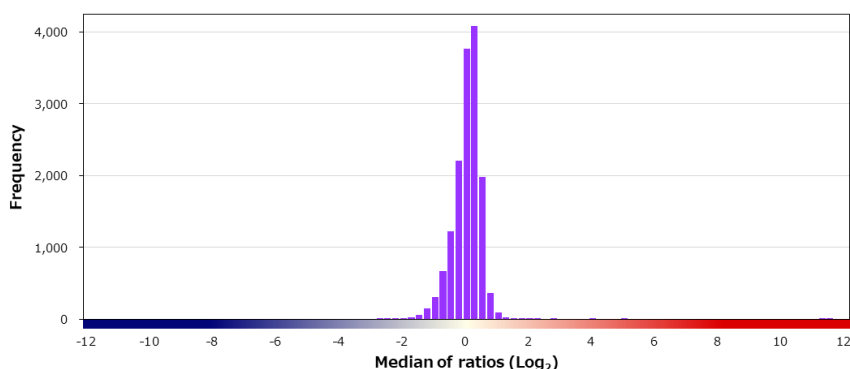
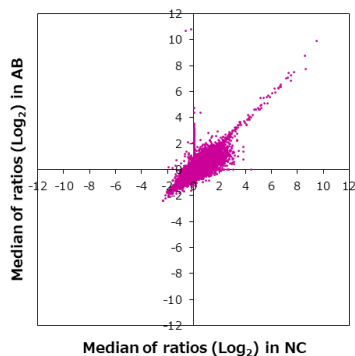
Supplier Cell Signaling Technology		Product code 4223T	Lot # 2
Host Rabbit	Clonality Monoclonal	Isotype IgG	Clone D55G8
Applications <input checked="" type="checkbox"/> WB <input type="checkbox"/> SW <input type="checkbox"/> ELISA <input type="checkbox"/> FCM <input type="checkbox"/> ICC <input checked="" type="checkbox"/> IF <input type="checkbox"/> IHC <input type="checkbox"/> IP <input type="checkbox"/> B/N			
Note			

タンパク質マイクロアレイ (18K)

測定値 (Raw データ) 分布

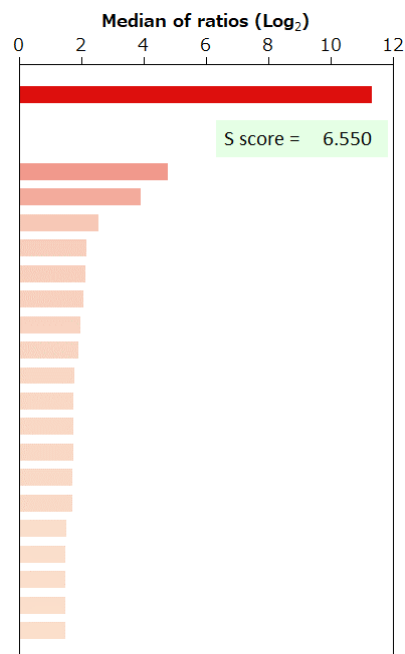


補正值分布



特異性検証

Rank	Gene	Protein	Score
On target			
1	BCL2	NP_000624.2	11.314
Off target			
2	UBE3A	NP_000453.2 (D766G)	4.764
3	OLIG2	NP_005797.1	3.913
4	CCDC181	NP_001287898.1 (F172S/F238I)	2.569
5	IGFLR1	NP_078936.1	2.172
6	BOLA2/BOLA2B	NP_001026997.1/NP_001034271.1	2.147
7	ABL1	NP_005148.2	2.078
8	TMOD4	NP_037485.2	1.969
9	NOX5	Q96PH1-5	1.909
10	ARRDC3	NP_065852.1	1.797
11	FMO2	NP_001451.2	1.766
12	PTAFR	NP_000943.1	1.765
13	SHISA2	NP_001007539.1	1.750
14	NOSIP	NP_057037.1 (T168M)	1.723
15	ABCG2	NP_004818.2	1.708
16	BCL3	NP_005169.2	1.525
17	FES	NP_001996.1	1.496
18	PEG10	NP_001035242.1	1.493
19	MAST3	NP_055831.1 (G861S)	1.483
20	ACTBL2	NP_001017992.1	1.481

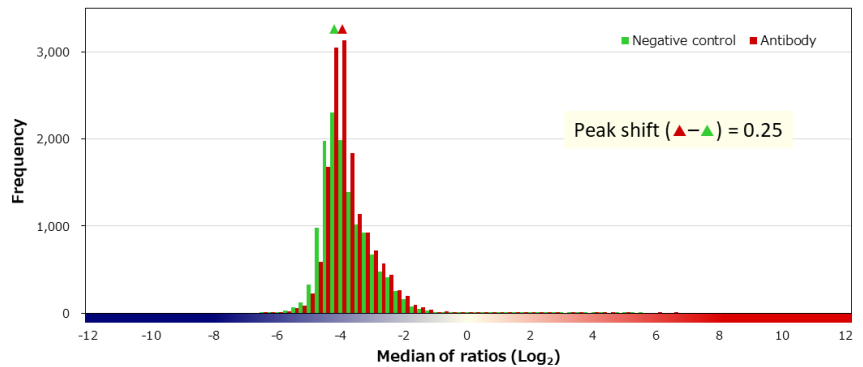
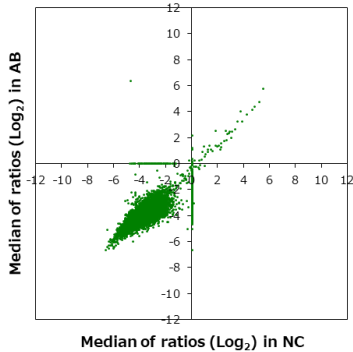


BSA	-	HA peptide	-	6xHis peptide	-	FLAG peptide	-
-----	---	------------	---	---------------	---	--------------	---

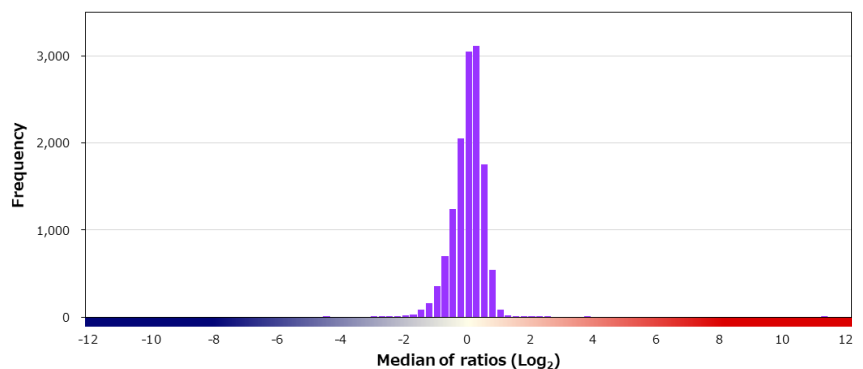
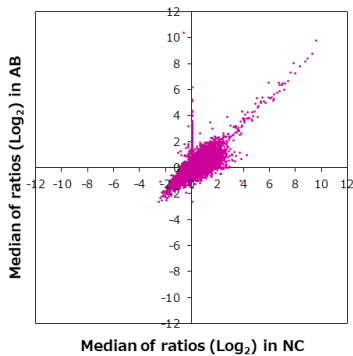
Supplier Cell Signaling Technology		Product code 14896P	Lot # 1
Host Rabbit	Clonality Monoclonal	Isotype IgG	Clone D7N4B
Applications <input checked="" type="checkbox"/> WB <input type="checkbox"/> SW <input type="checkbox"/> ELISA <input type="checkbox"/> FCM <input type="checkbox"/> ICC <input type="checkbox"/> IF <input checked="" type="checkbox"/> IHC <input type="checkbox"/> IP <input type="checkbox"/> B/N			
Note			

タンパク質マイクロアレイ (18K)

■ 測定値 (Raw データ) 分布

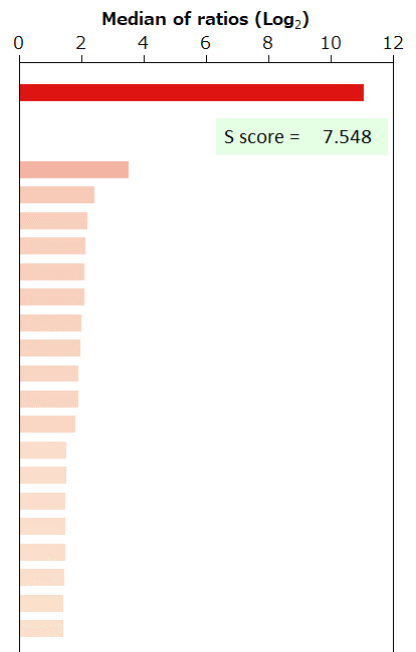


■ 補正值分布



■ 特異性検証

Rank	Gene	Protein	Score
On target			
1	BHLHA15	NP_803238.1	11.062
Off target			
2	C12orf66	NP_689653.3	3.514
3	MOB1B	NP_001231696.1	2.427
4	NAIF1	NP_931045.1	2.187
5	ERO1B	NP_063944.3 (D129V)	2.137
6	HENMT1	NP_653185.2	2.117
7	PLA2G15	NP_036452.1	2.104
8	RXRB	NP_068811.1	2.001
9	PHF20L1	NP_940915.1	1.980
10	KCNQ2	NP_742107.1	1.924
11	PPP3CB	NP_001135825.1	1.911
12	ZBTB14	NP_003400.2	1.820
13	BSND	NP_476517.1	1.542
14	C10orf111	NP_694976.1	1.542
15	NT5C3B	NP_443167.4 (A209V/S213C)	1.495
16	LINC00467	Q9BRT7	1.489
17	POM121L12	NP_872401.3 (Q64E)	1.485
18	SCRN3	NP_001180457.1	1.458
19	SELENOT	NP_057359.2 (U49C)	1.435
20	OXSRI	NP_005100.1	1.414

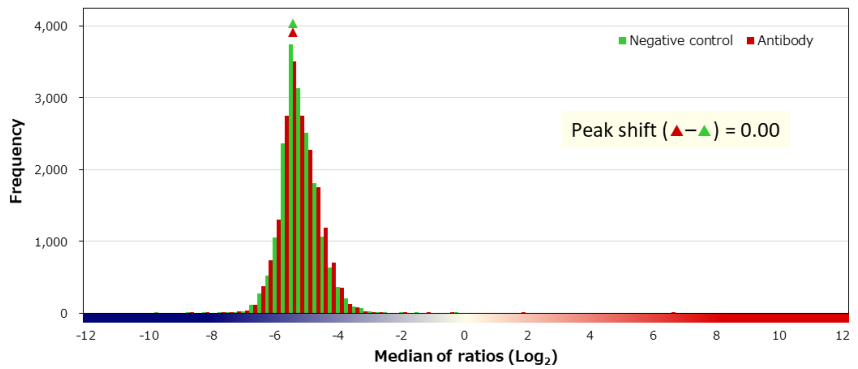
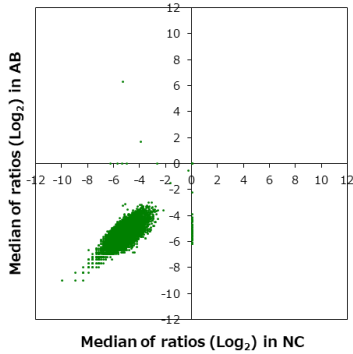


BSA	-	HA peptide	-	6xHis peptide	-	FLAG peptide	-
-----	---	------------	---	---------------	---	--------------	---

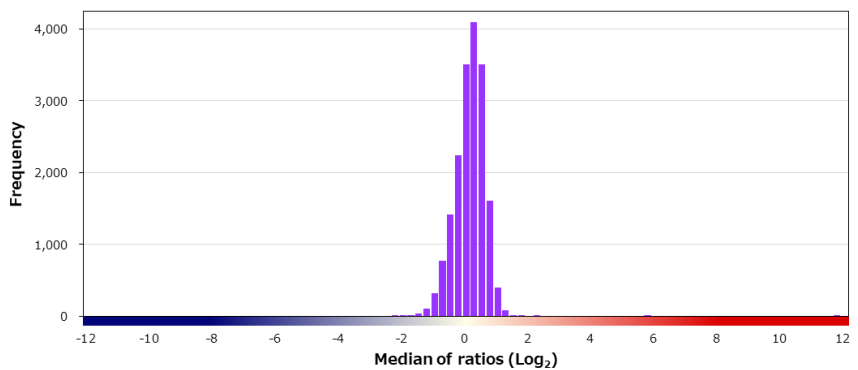
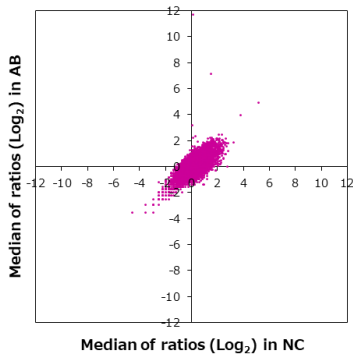
Supplier Cell Signaling Technology		Product code 13176P	Lot # 1
Host Rabbit	Clonality Monoclonal	Isotype IgG	Clone D114Q
Applications <input checked="" type="checkbox"/> WB <input type="checkbox"/> SW <input type="checkbox"/> ELISA <input type="checkbox"/> FCM <input type="checkbox"/> ICC <input checked="" type="checkbox"/> IF <input checked="" type="checkbox"/> IHC <input checked="" type="checkbox"/> IP <input type="checkbox"/> B/N			
Note			

タンパク質マイクロアレイ (18K)

■ 測定値 (Raw データ) 分布

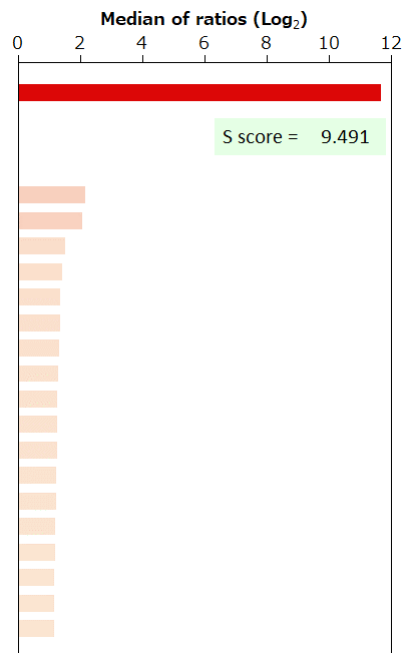


■ 補正值分布



■ 特異性検証

Rank	Gene	Protein	Score
On target			
1	CALB1	NP_004920.1	11.662
Off target			
-	CALB2	NP_001731.2	-1.163
2	ELMOD1	NP_001123509.1	2.171
3	GNG11	NP_004117.1	2.083
4	TLX1	NP_005512.1	1.522
5	TULP2	NP_003314.2	1.436
6	ODF3B	NP_001014440.2	1.379
7	PLA2G2F	Q9BZM2-1	1.368
8	TP53	NP_000537.3:p.S241F	1.342
9	LARP1	NP_056130.2	1.292
10	EWSR1	NP_053733.2	1.281
11	VEGFC	NP_005420.1	1.258
11	HHLA3	NP_001026863.1	1.258
13	CFAP47	NP_775966.1	1.248
14	DCT	NP_001913.2 (F101S/D362N/M429V)	1.239
15	MAGEA1	NP_004979.3	1.216
16	TRAPPC10	P48553-2	1.199
17	PHKG2	NP_000285.1	1.184
18	MAJIN	NP_001305737.1	1.179
19	MRPL37	NP_057575.2	1.178

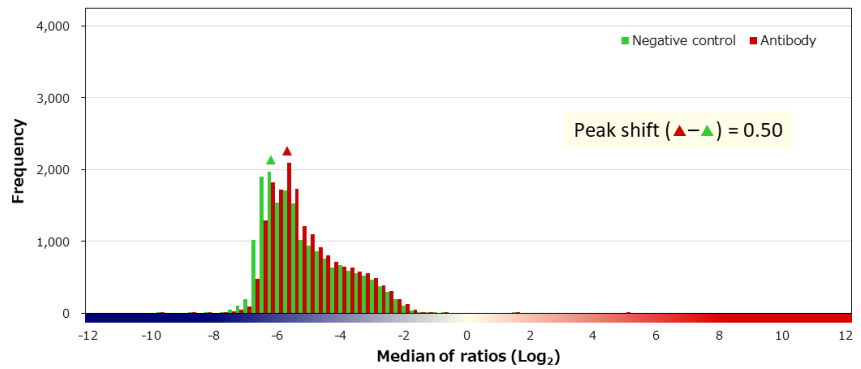
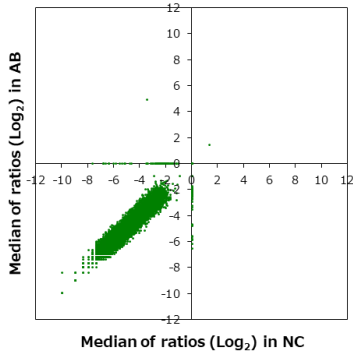


BSA	-	HA peptide	-	6xHis peptide	-	FLAG peptide	-	GST	-	MBP	-	Hemocyanin -KLH	-
-----	---	------------	---	---------------	---	--------------	---	-----	---	-----	---	-----------------	---

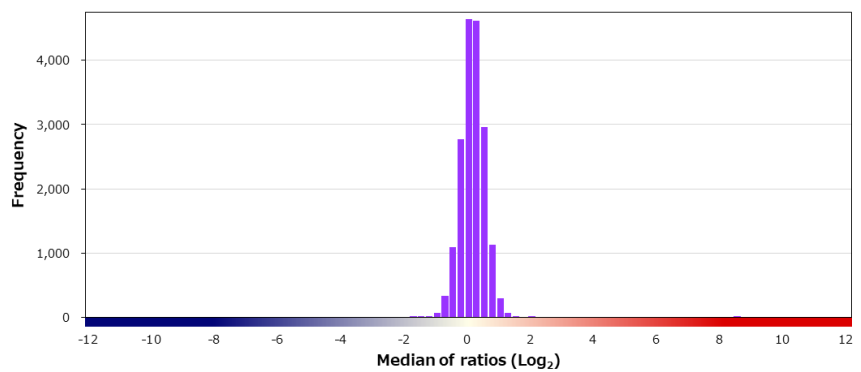
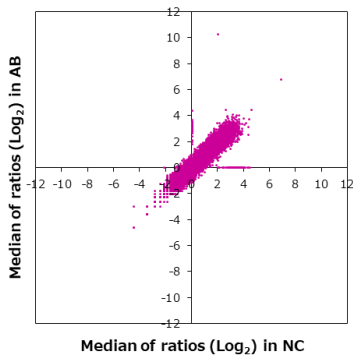
Supplier Dako	Product code M7245	Lot # 20010135
Host Mouse	Clonality Monoclonal	Isotype IgG1, kappa
Applications <input type="checkbox"/> WB <input type="checkbox"/> SW <input type="checkbox"/> ELISA <input type="checkbox"/> FCM <input type="checkbox"/> ICC <input type="checkbox"/> IF <input type="checkbox"/> IHC <input type="checkbox"/> IP <input type="checkbox"/> B/N		
Note		

タンパク質マイクロアレイ (18K)

■ 測定値 (Raw データ) 分布

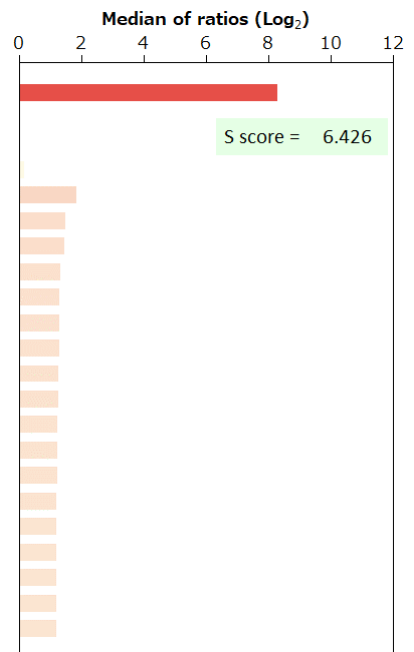


■ 補正值分布



■ 特異性検証

Rank	Gene	Protein	Score
On target			
1	CALB2	NP_001731.2	8.272
Off target			
-	CALB1	NP_004920.1	0.169
2	DDX20	NP_009135.4	1.846
3	TANK	NP_004171.2	1.492
4	TP53	NP_001119588.1:p.Q60*	1.458
5	ANKS3	NP_597707.1	1.331
6	HIKESHI	NP_057485.2	1.302
7	TDRKH	NP_006853.2	1.301
8	COX17	NP_005685.1	1.288
9	EDF1	NP_003783.1	1.279
10	SDR16C5	NP_001304979.1	1.274
11	PRMT6	Q96LA8-2	1.252
12	BBS2	NP_114091.3 (AI122-123VV)	1.248
13	IVNS1ABP	NP_006460.2	1.223
14	ZDHHC18	NP_115659.1	1.219
15	PAPPA	NP_002572.2 (S1224Y)	1.199
16	UNKL	NP_001180318.1	1.195
16	STK33	NP_112168.1	1.195
16	RAX	Q9Y2V3-2	1.195
16	TNFRSF13C	NP_443177.1	1.195

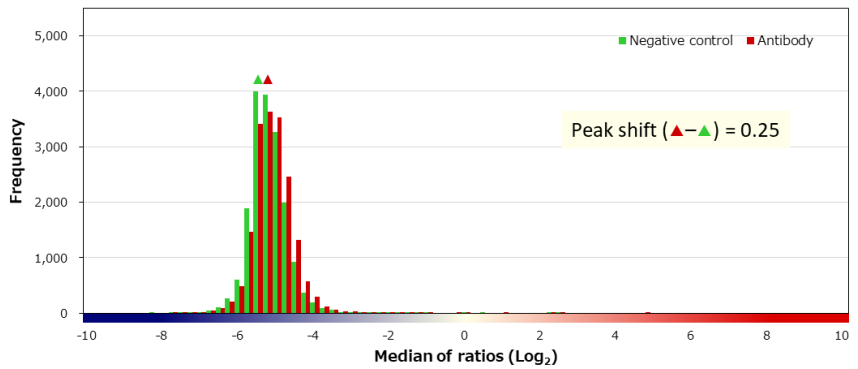
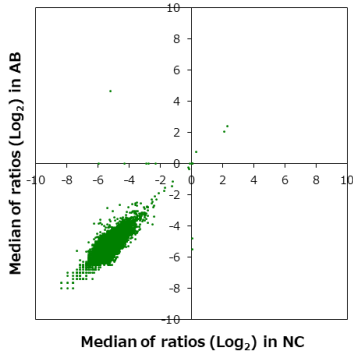


BSA	-	HA peptide	-	6xHis peptide	-	FLAG peptide	-
-----	---	------------	---	---------------	---	--------------	---

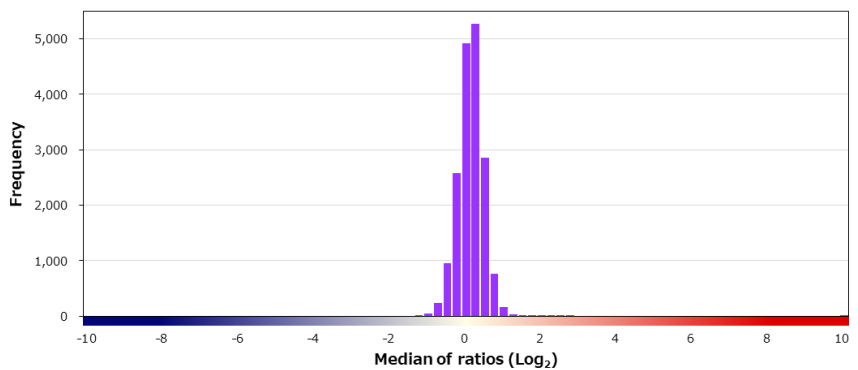
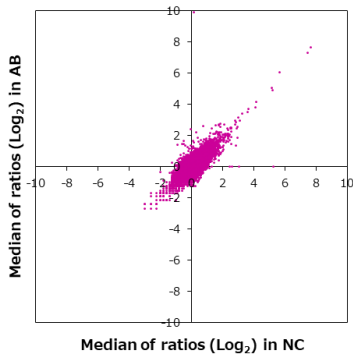
Supplier Leica	Product code NCL-L-CALRET-566	Lot # 6074006
Host Mouse	Clonality Monoclonal	Isotype IgG2a
Applications <input type="checkbox"/> WB <input type="checkbox"/> SW <input type="checkbox"/> ELISA <input type="checkbox"/> FCM <input type="checkbox"/> ICC <input type="checkbox"/> IF <input checked="" type="checkbox"/> IHC <input type="checkbox"/> IP <input type="checkbox"/> B/N		
Note		

タンパク質マイクロアレイ (18K)

■ 測定値 (Raw データ) 分布

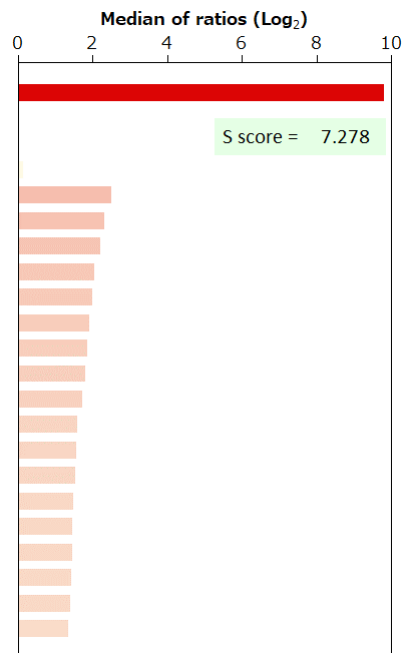


■ 補正值分布



■ 特異性検証

Rank	Gene	Protein	Score
On target			
1	CALB2	NP_001731.2	9.794
Off target			
-	CALB1	NP_004920.1	0.140
2	OXSR1	NP_005100.1	2.516
3	MFAP3	NP_005918.1	2.318
4	CRABP2	NP_001869.1	2.198
5	TSC22D1	NP_001230728.1	2.060
6	PSAT1	NP_478059.1	1.993
7	DPH3	NP_996662.1	1.922
8	RCC2	NP_061185.1	1.866
9	DNAJB3	NP_001001394.1	1.806
10	C2CD4C	NP_001129735.1	1.718
11	NETO1	NP_620416.1	1.585
12	TP53	NP_001119586.1:p.C135F	1.566
13	MMP19	NP_002420.1	1.542
14	RP9	NP_976033.1	1.474
15	UBXN7	NP_056377.1	1.465
16	CCDC81	Q6ZN84-3	1.463
17	IFRD1	NP_001184008.1	1.422
18	USP15	NP_001239008.1	1.408
19	LSM7	NP_057283.1	1.339

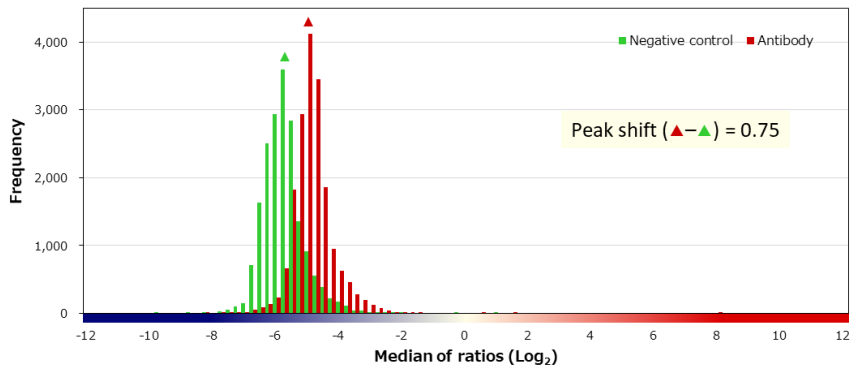
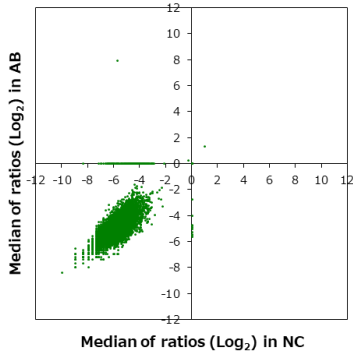


BSA	-	HA peptide	-	6xHis peptide	-	FLAG peptide	-	GST	-	MBP	-	Hemocyanin -KLH	-
-----	---	------------	---	---------------	---	--------------	---	-----	---	-----	---	-----------------	---

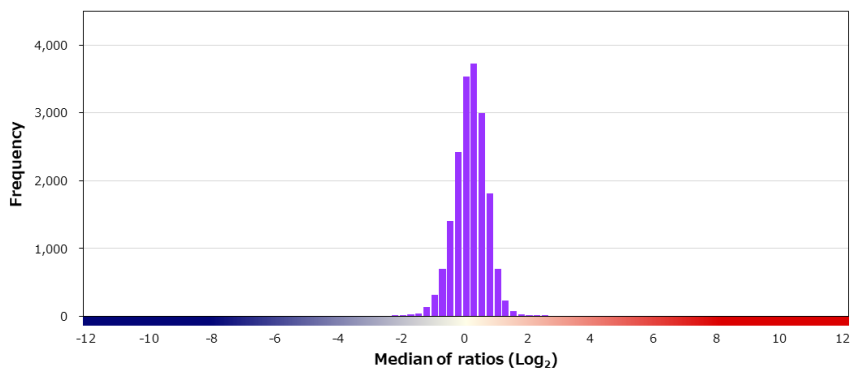
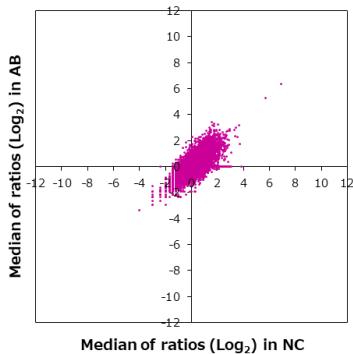
Supplier	Roche		Product code	790-4467		Lot #	F20011	
Host	Rabbit		Clonality	Monoclonal		Isotype	Clone	
Applications	<input type="checkbox"/> WB <input type="checkbox"/> SW <input type="checkbox"/> ELISA <input type="checkbox"/> FCM <input type="checkbox"/> ICC <input type="checkbox"/> IF <input checked="" type="checkbox"/> IHC <input type="checkbox"/> IP <input type="checkbox"/> B/N							
Note								

タンパク質マイクロアレイ (18K)

■ 測定値 (Raw データ) 分布

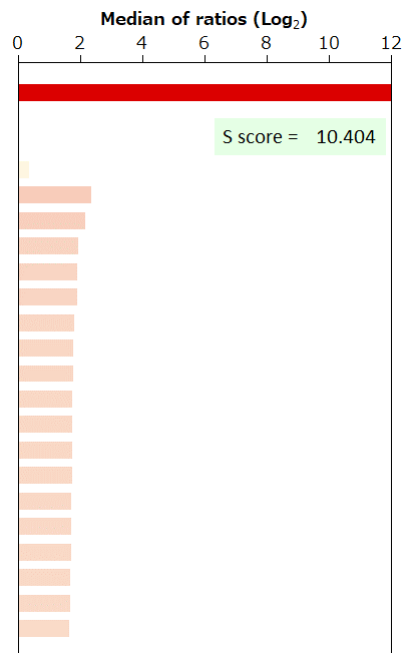


■ 補正值分布



■ 特異性検証

Rank	Gene	Protein	Score
On target			
1	CALB2	NP_001731.2	12.767
Off target			
-	CALB1	NP_004920.1	0.383
2	DYNLRB1	NP_054902.1	2.363
3	CEMP1	NP_001041677.1	2.185
4	TMEM102	NP_848613.1	1.956
5	RPAP3	NP_001139548.1	1.922
6	SMARCE1	NP_003070.3	1.913
7	ACBD6	NP_115736.1	1.808
8	FBXL14	NP_689654.1	1.799
9	RAB11FIP5	NP_056285.1	1.786
10	GSC2	NP_005306.1	1.763
11	CHST2	NP_004258.2 (A139T)	1.747
12	BIN2	NP_057377.3 (N561D)	1.743
13	C15orf56	NP_001034994.1	1.739
14	R3HCC1	NP_001129580.2 (R145K/V307M/L363R)	1.730
15	PITX2	NP_000316.2	1.726
16	KDM4C	NP_055876.2	1.714
17	SLC6A8	NP_001136278.1 (A21G)	1.688
18	NOP2	NP_006161.2	1.678
19	CAPZB	NP_001269091.1	1.665

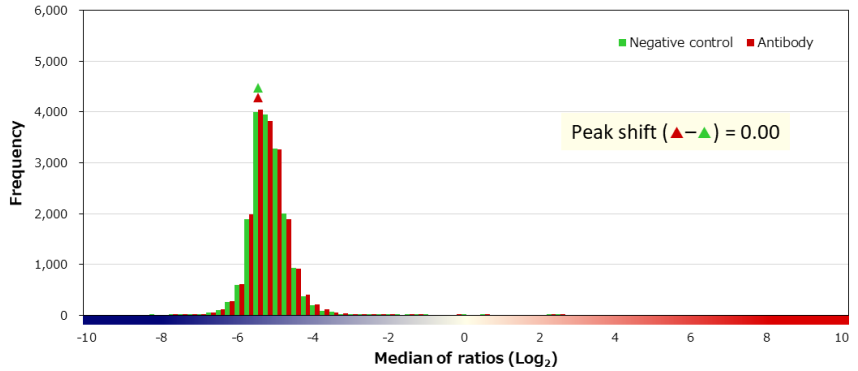
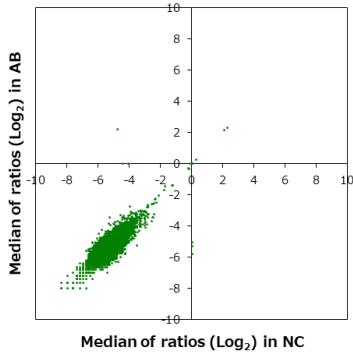


BSA	-	HA peptide	-	6xHis peptide	-	FLAG peptide	-	GST	-	MBP	-	Hemocyanin -KLH	-
-----	---	------------	---	---------------	---	--------------	---	-----	---	-----	---	-----------------	---

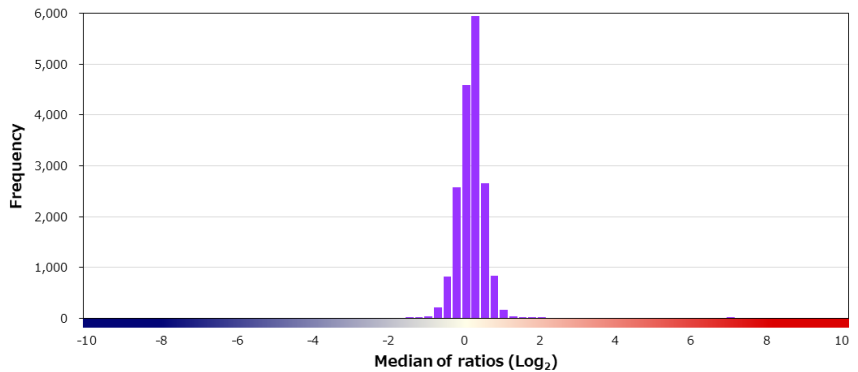
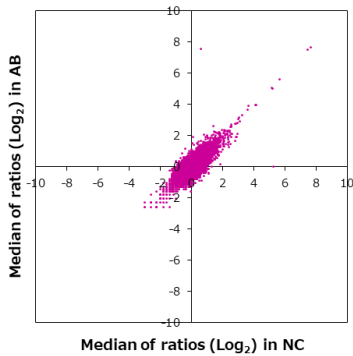
Supplier Leica	Product code NCL-L-Caveolin-1	Lot # 6070228
Host Mouse	Clonality Monoclonal	Isotype IgG2a, kappa
Applications <input type="checkbox"/> WB <input type="checkbox"/> SW <input type="checkbox"/> ELISA <input type="checkbox"/> FCM <input type="checkbox"/> ICC <input type="checkbox"/> IF <input checked="" type="checkbox"/> IHC <input type="checkbox"/> IP <input type="checkbox"/> B/N		
Note		

タンパク質マイクロアレイ (18K)

■ 測定値 (Raw データ) 分布

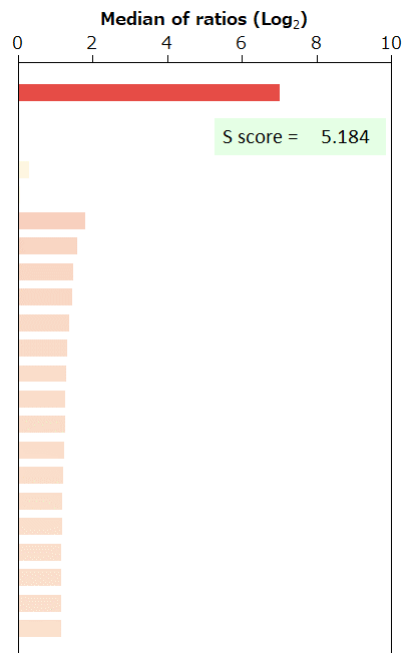


■ 補正值分布



■ 特異性検証

Rank	Gene	Protein	Score
On target			
1	CAV1	NP_001744.2	7.000
Off target			
-	CAV3	NP_001225.1	0.313
-	CAV2	NP_001224.1	0.052
2	GATAD1	NP_066990.3	1.816
3	DNAJB3	NP_001001394.1	1.594
4	MORC1	NP_055244.3 (F470I)	1.494
5	HMGXB4	NP_001003681.1 (G165V)	1.468
6	TP53	NP_001263625.1:p.H154Y	1.378
7	NCBP3	XP_016880318.1	1.331
8	POLG	NP_002684.1	1.289
9	KIAA0513	NP_001273495.1	1.276
10	TTC37	NP_055454.1	1.272
11	AHNAK2	Q8IVF2-2	1.247
12	ARF5	NP_001653.1	1.231
13	SPECC1L	NP_056145.4	1.193
14	SLC9A4	NP_001011552.2	1.184
15	WBP2	NP_036610.2	1.169
15	FAM118B	NP_078832.1	1.169
17	CLDN1	NP_066924.1	1.164
18	PPP1R14C	NP_112211.1 (T10A)	1.155

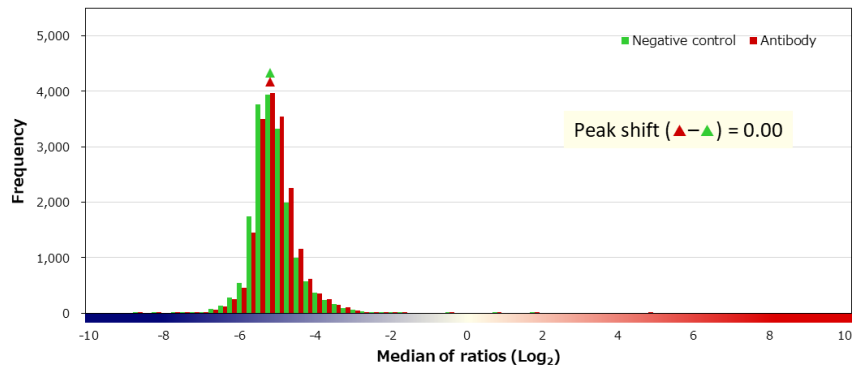
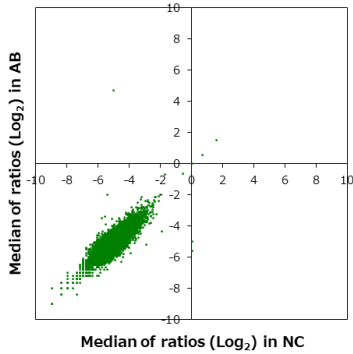


BSA	-	HA peptide	-	6xHis peptide	-	FLAG peptide	-	GST	-	MBP	-	Hemocyanin -KLH	-
-----	---	------------	---	---------------	---	--------------	---	-----	---	-----	---	-----------------	---

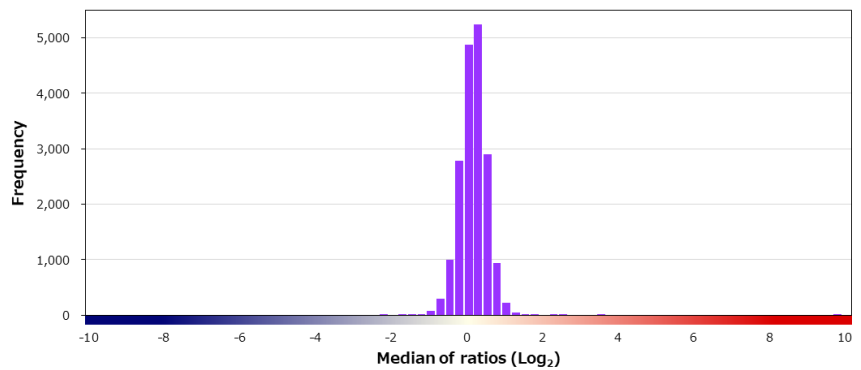
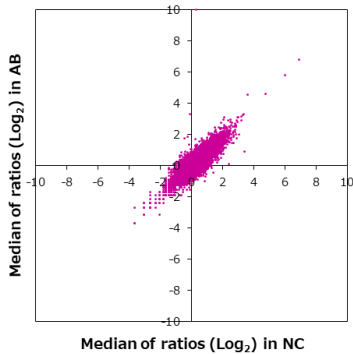
Supplier	Roche		Product code	760-4951		Lot #	V0000814		
Host	Rabbit		Clonality	Monoclonal		Isotype	IgG		
Applications	<input type="checkbox"/> WB	<input type="checkbox"/> SW	<input type="checkbox"/> ELISA	<input type="checkbox"/> FCM	<input type="checkbox"/> ICC	<input type="checkbox"/> IF	<input checked="" type="checkbox"/> IHC	<input type="checkbox"/> IP	<input type="checkbox"/> B/N
Note									

タンパク質マイクロアレイ (18K)

■ 測定値 (Raw データ) 分布

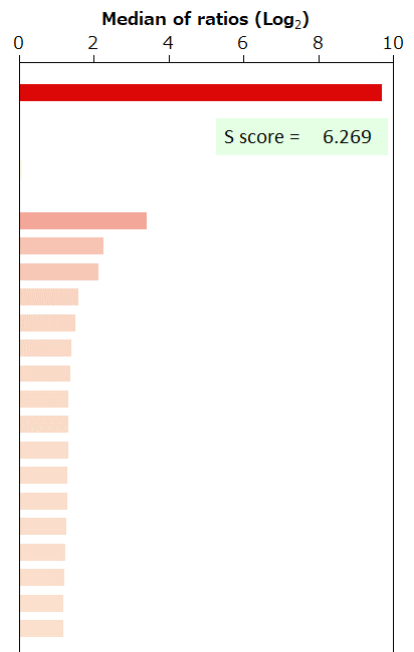


■ 補正值分布



■ 特異性検証

Rank	Gene	Protein	Score
On target			
1	CAV1	NP_001744.2	9.699
Off target			
-	CAV3	NP_001225.1	0.090
-	CAV2	NP_001224.1	0.042
2	GLS2	NP_037399.2	3.430
3	PIP5K1C	NP_036530.1	2.265
4	CDC42EP5	NP_659494.2	2.137
5	EEF1E1	NP_004271.1	1.587
6	ZPR1	NP_003895.1	1.514
7	ADM5	NP_001094810.1	1.410
8	TRIB2	NP_067675.1	1.374
9	FAM27B/FAM27C	Q5VT28	1.326
10	PAX8	NP_003457.1	1.317
11	RNF8	NP_003949.1	1.313
12	KLRB1	NP_002249.1	1.307
13	TTC27	NP_001180438.1	1.300
14	IGFLR1	NP_078936.1	1.281
15	PDZD4	NP_115901.2	1.249
16	SMCP	NP_109588.2	1.213
17	EGFR	NP_005219.2:p.L777Q	1.181
17	GK2	NP_149991.2	1.181

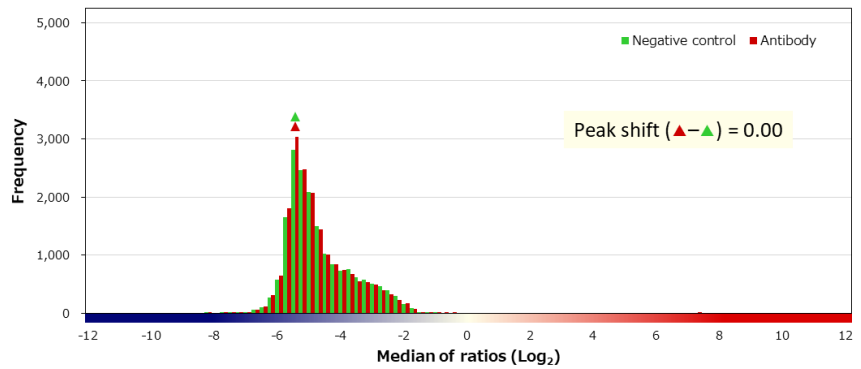
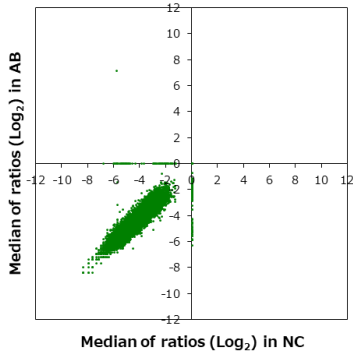


BSA	-	HA peptide	-	6xHis peptide	-	FLAG peptide	-	GST	-	MBP	-	Hemocyanin -KLH	-
-----	---	------------	---	---------------	---	--------------	---	-----	---	-----	---	-----------------	---

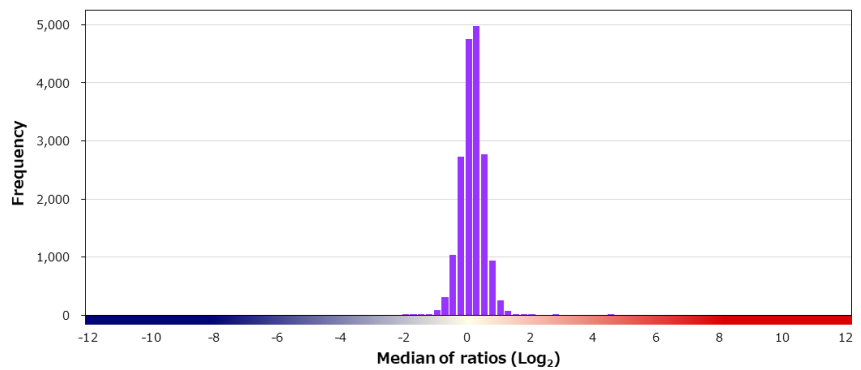
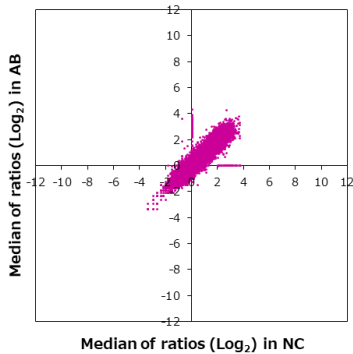
Supplier Cell Signaling Technology		Product code 8522P	Lot # 1
Host Rabbit	Clonality Monoclonal	Isotype IgG	Clone D4A6
Applications <input checked="" type="checkbox"/> WB <input type="checkbox"/> SW <input type="checkbox"/> ELISA <input type="checkbox"/> FCM <input type="checkbox"/> ICC <input checked="" type="checkbox"/> IF <input type="checkbox"/> IHC <input checked="" type="checkbox"/> IP <input type="checkbox"/> B/N			
Note			

タンパク質マイクロアレイ (18K)

■ 測定値 (Raw データ) 分布

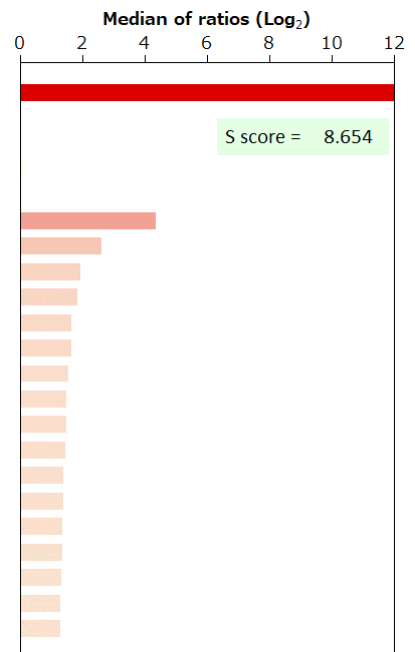


■ 補正值分布



■ 特異性検証

Rank	Gene	Protein	Score
On target			
1	CAV2	NP_001224.1	13.013
Off target			
-	CAV3	NP_001225.1	0.111
-	CAV1	NP_001744.2	-0.089
2	CACFD1	NP_060056.1	4.359
3	HES6	NP_061115.2	2.605
4	HBEGF	NP_001936.1	1.946
5	RPS2	NP_002943.2	1.854
6	UBL5	NP_077268.1	1.670
7	ZNF639	NP_057415.1	1.639
8	FADS3	NP_068373.1	1.563
9	DNAAF5	Q86Y56-3 (R123K)	1.496
10	SCEL	NP_659001.2	1.492
11	EPCAM	NP_002345.2 (M115T)	1.467
12	S100A7	NP_002954.2 (E28D)	1.412
13	EVI5L	NP_660288.1	1.386
14	ANKS3	NP_597707.1	1.373
15	RBP1	NP_002890.2	1.357
16	C1orf220	Q5T0J3	1.334
17	USP10	NP_005144.2	1.312
17	TMEM110	NP_940965.1	1.312

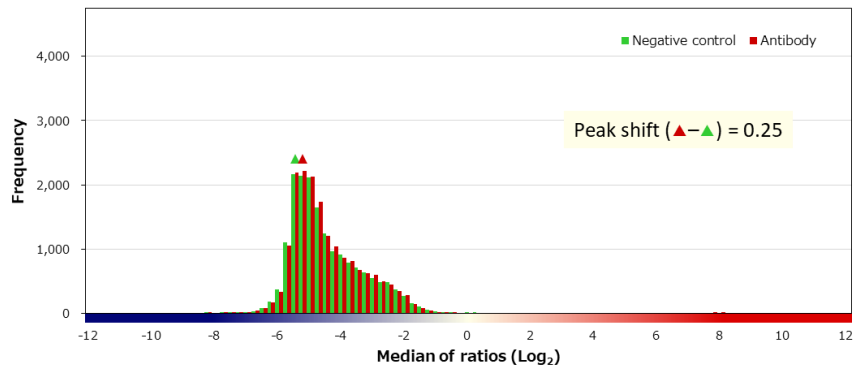
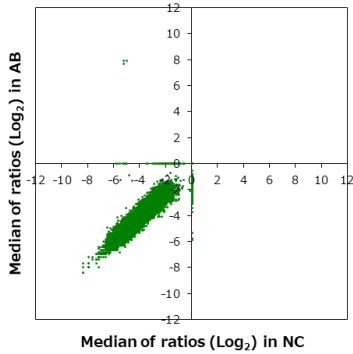


BSA	-	HA peptide	-	6xHis peptide	-	FLAG peptide	-
-----	---	------------	---	---------------	---	--------------	---

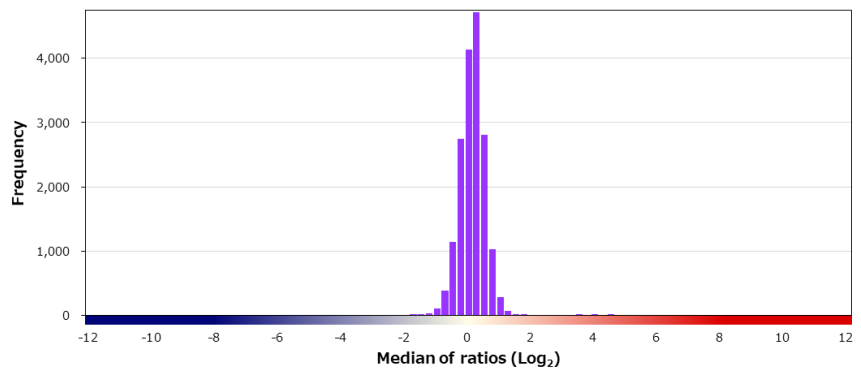
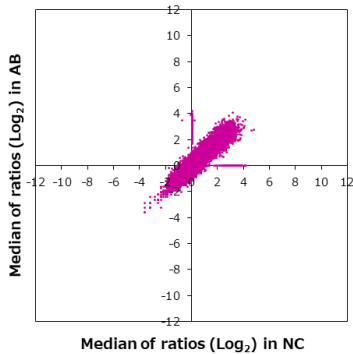
Supplier Biocare Medical		Product code ACR307AK		Lot # 21717	
Host Rabbit		Clonality Monoclonal		Isotype IgG	
Applications <input type="checkbox"/> WB <input type="checkbox"/> SW <input type="checkbox"/> ELISA <input type="checkbox"/> FCM <input type="checkbox"/> ICC <input type="checkbox"/> IF <input checked="" type="checkbox"/> IHC <input type="checkbox"/> IP <input type="checkbox"/> B/N		Note			

タンパク質マイクロアレイ (18K)

■ 測定値 (Raw データ) 分布

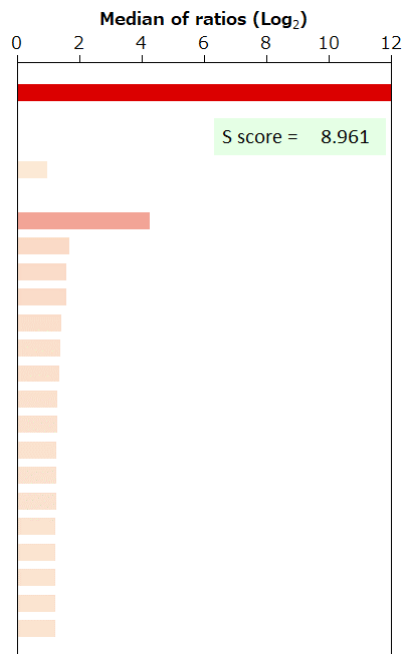


■ 補正值分布



■ 特異性検証

Rank	Gene	Protein	Score
On target			
1	CCND1	NP_444284.1	13.222
Off target			
-	CCND2	NP_001750.1	0.983
-	CCND3	NP_001751.1	-0.028
2	MYC	NP_002458.2	4.261
3	ZNF35	NP_003411.3	1.688
4	STX18	NP_058626.1	1.595
4	CD274	NP_054862.1	1.595
6	TRUB2	NP_056494.1	1.441
7	EPS8L2	NP_073609.2	1.385
8	WDR78	NP_079039.4	1.371
9	PADI3	NP_057317.2	1.311
10	PHLDA2	NP_003302.1	1.309
11	GJA5	NP_005257.2	1.273
12	TP53	NP_001119587.1:p.R64*	1.264
13	CLDN22	NP_001104789.1	1.253
14	RAD23A	NP_005044.1	1.238
15	GRIK4	NP_055434.2	1.236
15	MRM2	NP_037525.1	1.236
17	MOSPD2	NP_001170946.1	1.232
18	MAPK3	NP_002737.2	1.232

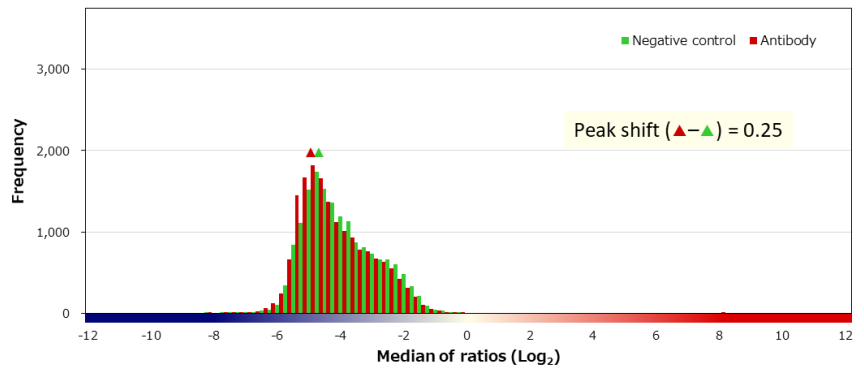
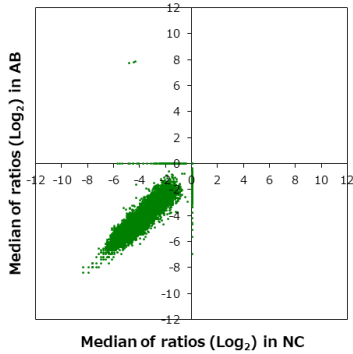


BSA	-	HA peptide	-	6xHis peptide	-	FLAG peptide	-
-----	---	------------	---	---------------	---	--------------	---

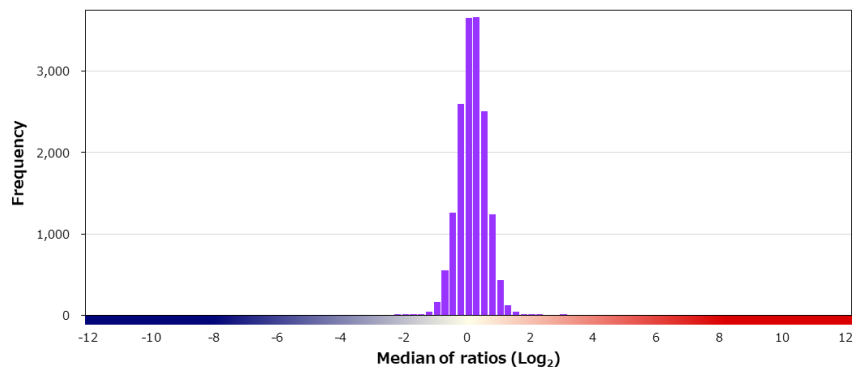
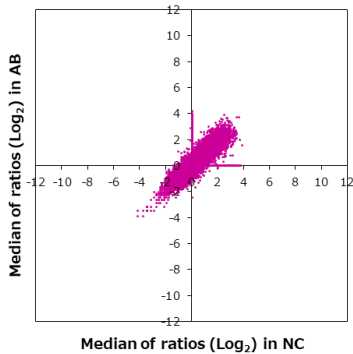
Supplier ニチレイバイオサイエンス	Product code 413531	Lot # F1606
Host Rabbit	Clonality Monoclonal	Isotype IgG
Applications <input type="checkbox"/> WB <input type="checkbox"/> SW <input type="checkbox"/> ELISA <input type="checkbox"/> FCM <input type="checkbox"/> ICC <input type="checkbox"/> IF <input checked="" type="checkbox"/> IHC <input type="checkbox"/> IP <input type="checkbox"/> B/N		
Note		

タンパク質マイクロアレイ (18K)

■ 測定値 (Raw データ) 分布

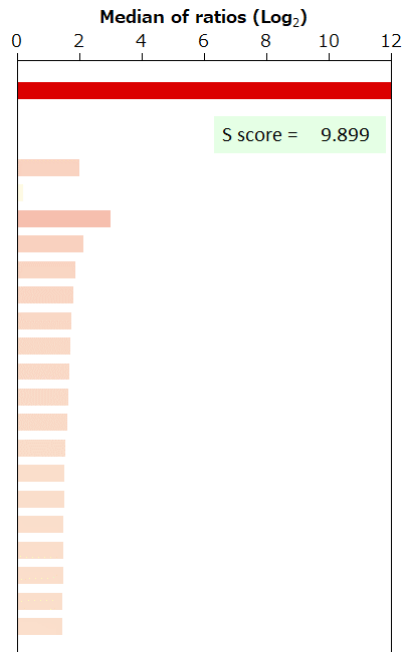


■ 補正值分布



■ 特異性検証

Rank	Gene	Protein	Score
On target			
1	CCND1	NP_444284.1	12.893
Off target			
4	CCND2	NP_001750.1	2.017
-	CCND3	NP_001751.1	0.208
2	EXOSC4	NP_061910.1	2.994
3	ANO9	XP_011518355.1 (I92V/C100R)	2.133
5	CCDC117	NP_001271192.1	1.895
6	JOSD1	NP_055691.1	1.830
7	BRDT	NP_001229735.2 (D42N/Q62K/Q481R/P700L)	1.742
8	TP53	NP_001119586.1:p.G245D	1.705
9	CDR2L	NP_055418.2	1.679
10	EXOSC1	NP_057130.1	1.664
11	KIT	NP_000213.1:p.N822I	1.632
12	FTHL17	NP_114100.1	1.557
13	ANXA6	NP_001146.2	1.519
14	GMPR	NP_006868.3 (F256I)	1.513
15	STARD10	NP_006636.2	1.498
16	TOR2A	NP_569726.2	1.485
17	KRAS	NP_203524.1:p.Q61P	1.481
18	CPOX	NP_000088.3	1.477
19	COX5B	NP_001853.2	1.469

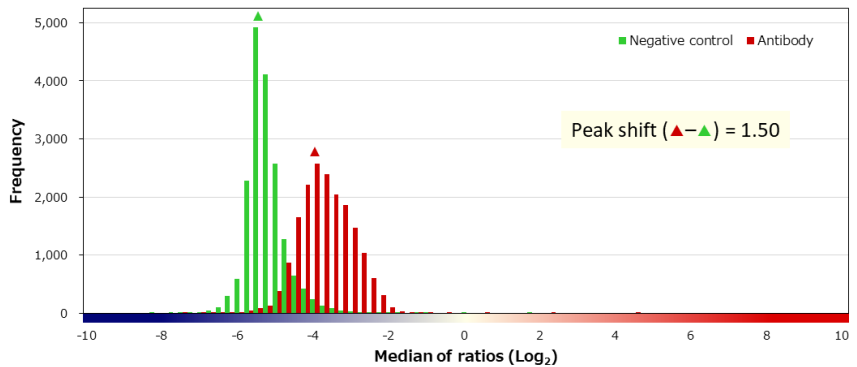
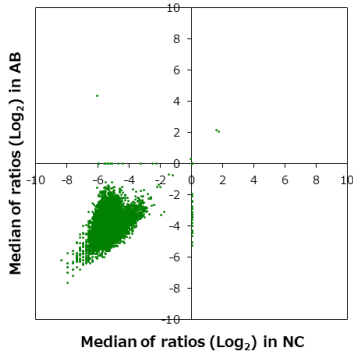


BSA	-	HA peptide	-	6xHis peptide	-	FLAG peptide	-
-----	---	------------	---	---------------	---	--------------	---

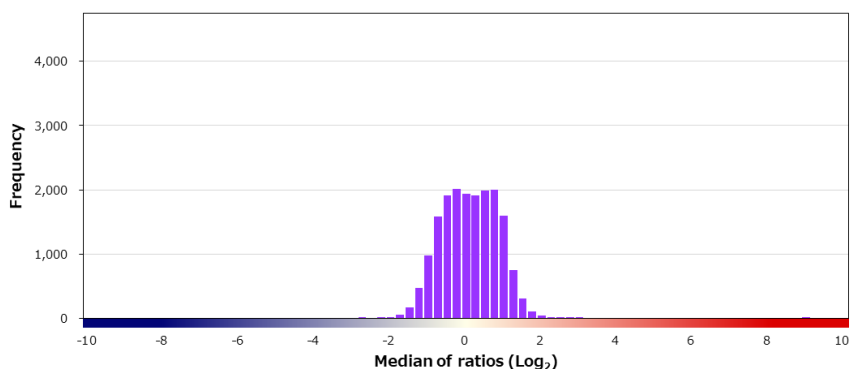
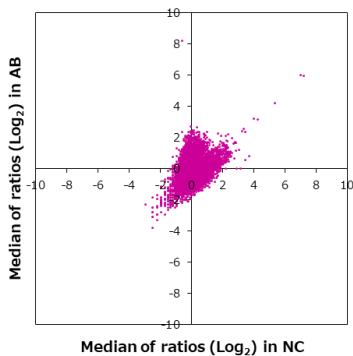
Supplier	Product code		Lot #
Leica	NCL-L-CD2-271		6069672
Host	Clonality	Isotype	Clone
Mouse	Monoclonal	IgG1, kappa	AB75
Applications			
<input type="checkbox"/> WB	<input type="checkbox"/> SW	<input type="checkbox"/> ELISA	<input type="checkbox"/> FCM
<input type="checkbox"/> ICC	<input type="checkbox"/> IF	<input checked="" type="checkbox"/> IHC	<input type="checkbox"/> IP
<input type="checkbox"/> B/N			
Note			

タンパク質マイクロアレイ (18K)

測定値 (Raw データ) 分布

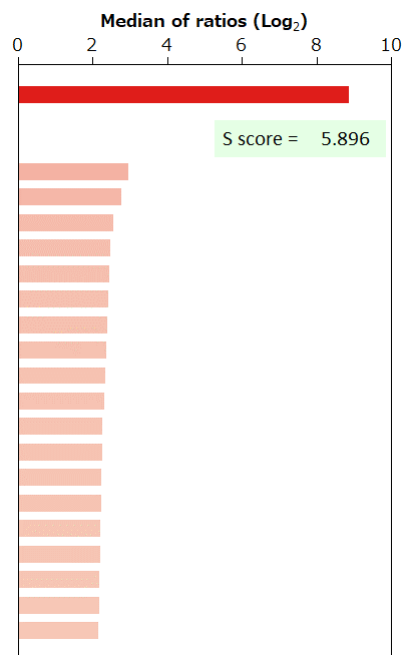


補正值分布



特異性検証

Rank	Gene	Protein	Score
On target			
1	CD2	NP_001758.2	8.871
Off target			
2	TP53	NP_000537.3:p.W146*	2.975
3	REEP2	NP_001258732.1	2.779
4	ING4	NP_001121054.1	2.549
5	H1FOO	NP_001295191.1	2.471
6	NUPR1	NP_001035948.1	2.457
7	PROCA1	NP_001291881.1	2.420
8	PINX1	NP_060354.4	2.399
9	RSL1D1	O76021-2	2.371
10	JSRP1	NP_653217.1	2.338
11	FAM32A	NP_054796.1	2.305
12	MTDH	NP_848927.2 (T317A)	2.276
13	SNAPC1	NP_003073.1	2.274
14	RPS14	NP_005608.1	2.250
15	H1FX	NP_006017.1	2.232
16	H3F3B	NP_005315.1	2.221
17	FBXO28	NP_055991.1	2.219
18	COP57A	NP_057403.1	2.179
19	RRP36	NP_149103.1	2.175
20	MANBAL	NP_071360.1	2.167

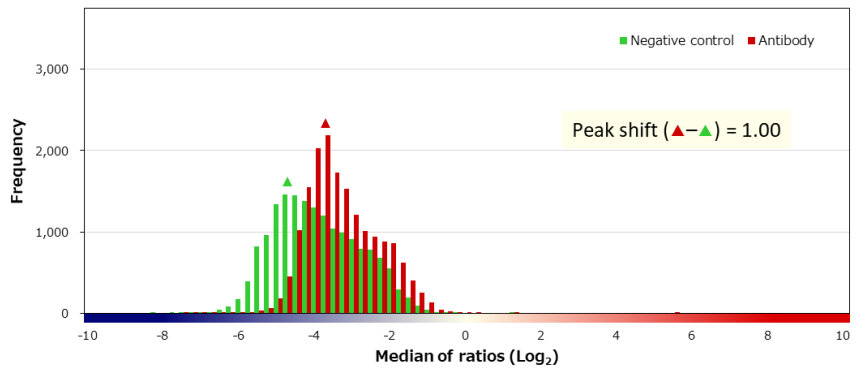
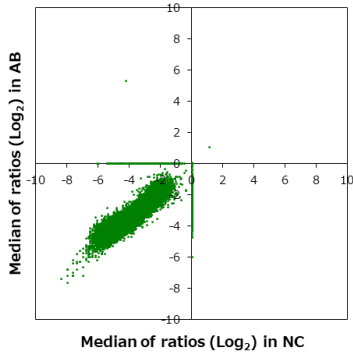


BSA	-	HA peptide	-	6xHis peptide	-	FLAG peptide	-	GST	-	MBP	-	Hemocyanin -KLH	-
-----	---	------------	---	---------------	---	--------------	---	-----	---	-----	---	-----------------	---

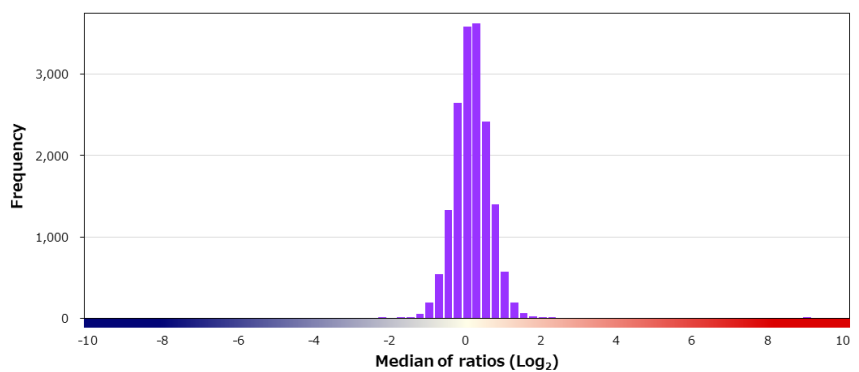
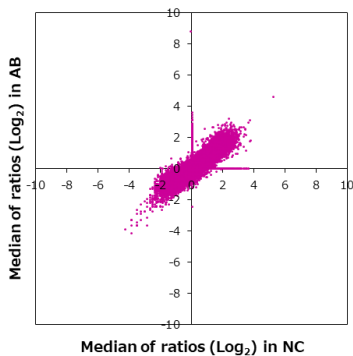
Supplier	Product code		Lot #
Roche	760-4377		V0001543
Host	Clonality	Isotype	Clone
Mouse	Monoclonal	IgG1, kappa	MRQ-11
Applications			
<input type="checkbox"/> WB	<input type="checkbox"/> SW	<input type="checkbox"/> ELISA	<input type="checkbox"/> FCM
<input type="checkbox"/> ICC	<input type="checkbox"/> IF	<input checked="" type="checkbox"/> IHC	<input type="checkbox"/> IP
<input type="checkbox"/> B/N			
Note			

タンパク質マイクロアレイ (18K)

測定値 (Raw データ) 分布

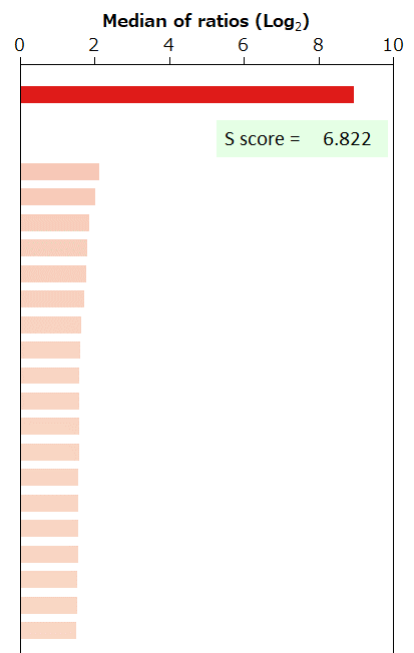


補正值分布



特異性検証

Rank	Gene	Protein	Score
On target			
1	CD2	NP_001758.2	8.940
Off target			
2	TMEM237	NP_689601.2	2.118
3	REEP2	NP_001258732.1	2.018
4	MLF1	NP_001182361.1	1.861
5	TP53	NP_001119587.1:p.G134V	1.817
6	XCL1	NP_002986.1	1.789
7	FAM134C	NP_835227.1	1.735
8	NDUFS5	NP_004543.1	1.645
9	KCNE3	NP_005463.1	1.608
10	ST3GAL4	NP_006269.1	1.607
11	UQCR10	NP_037519.2	1.598
12	NUTF2	NP_005787.1	1.586
13	HIST1H4L	NP_003537.1	1.582
14	FGF4	NP_001998.1	1.572
14	MORN4	NP_849154.1	1.572
16	HIST3H3	NP_003484.1	1.572
17	MPZL3	NP_938016.1	1.557
18	GEMIN7	NP_078983.1	1.549
19	IFNG	NP_000610.2	1.531
20	GTF2E2	NP_002086.1	1.525

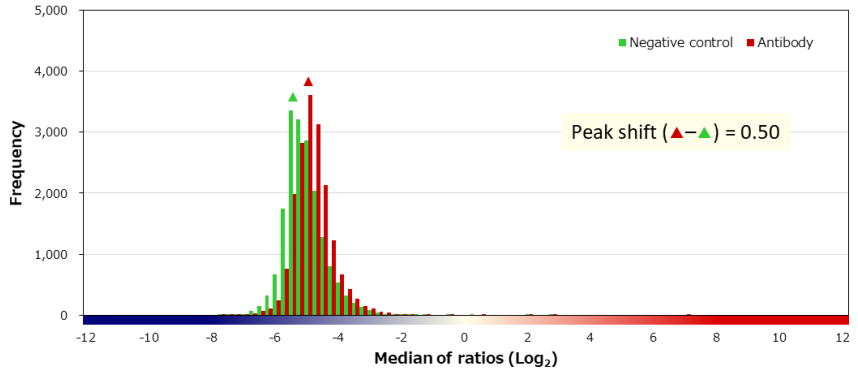
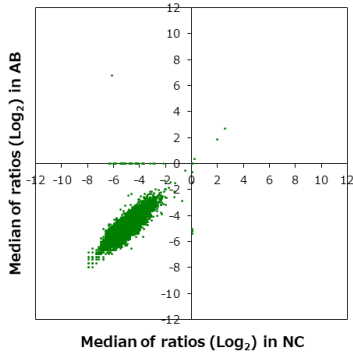


BSA	-	HA peptide	-	6xHis peptide	-	FLAG peptide	-
-----	---	------------	---	---------------	---	--------------	---

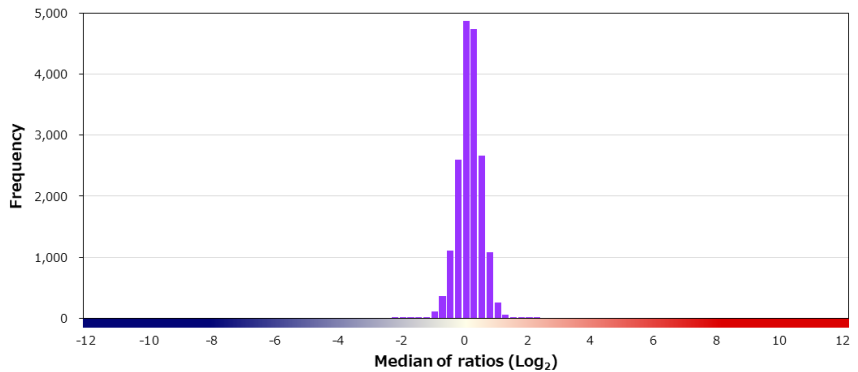
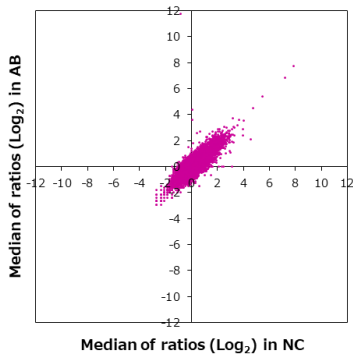
Supplier	Product code		Lot #
Leica	PA0271		66397
Host	Clonality	Isotype	Clone
Mouse	Monoclonal	IgG2b	11F11
Applications			
<input type="checkbox"/> WB	<input type="checkbox"/> SW	<input type="checkbox"/> ELISA	<input type="checkbox"/> FCM
<input type="checkbox"/> ICC	<input type="checkbox"/> IF	<input checked="" type="checkbox"/> IHC	<input type="checkbox"/> IP
<input type="checkbox"/> B/N			
Note			

タンパク質マイクロアレイ (18K)

測定値 (Raw データ) 分布

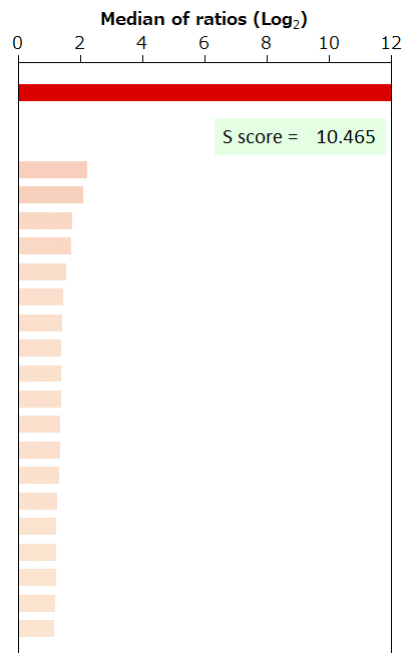


補正值分布



特異性検証

Rank	Gene	Protein	Score
On target			
1	CD2	NP_001758.2	12.696
Off target			
2	OR7D2	NP_787079.1	2.231
3	DROSHA	NP_037367.3	2.115
4	CCNT2	NP_490595.1	1.764
5	FLJ40288	A4D1N5	1.712
6	TMEM92	NP_694961.2 (S90T)	1.549
7	CACNB1	NP_000714.3	1.465
8	PCIF1	NP_071387.1	1.437
9	ABCE1	NP_002931.2	1.404
10	BMP3	NP_001192.3	1.389
11	RIMS3	NP_055562.2	1.386
12	APOPT1	NP_115750.2 (P27A)	1.376
13	RGS8	NP_203131.1	1.349
14	TRO	NP_057241.2	1.321
15	CLEC2D	NP_001004419.1	1.267
16	KIT	NP_001087241.1:p.K619M	1.250
16	TMEM243	NP_077291.1	1.250
18	CLEC7A	NP_922938.1	1.234
19	ZFYVE19	NP_001245350.1 (S201A)	1.197
20	RDH14	NP_065956.1	1.188

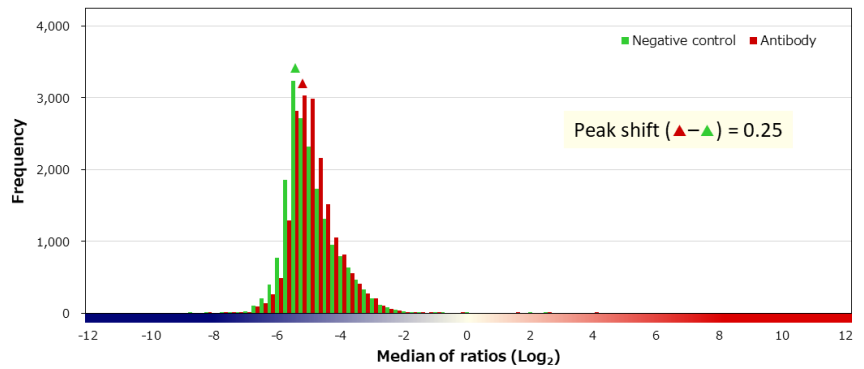
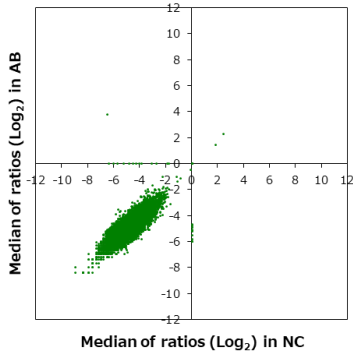


BSA	-	HA peptide	-	6xHis peptide	-	FLAG peptide	-	GST	-	MBP	-	Hemocyanin -KLH	-
-----	---	------------	---	---------------	---	--------------	---	-----	---	-----	---	-----------------	---

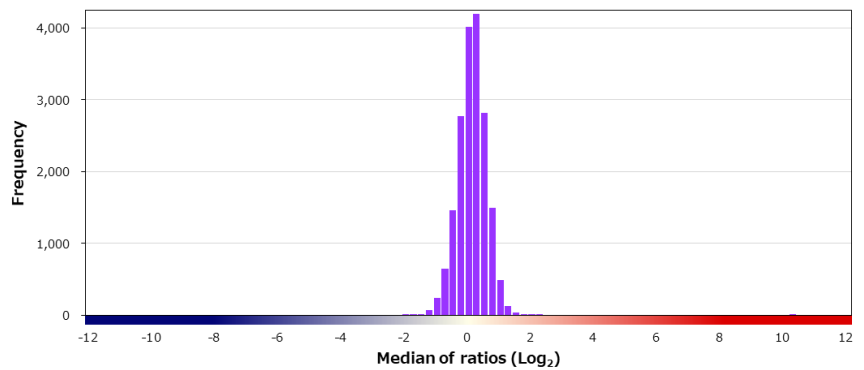
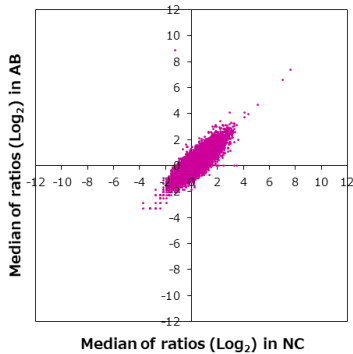
Supplier ニチレイバイオサイエンス		Product code 413241	Lot # H1606
Host Mouse	Clonality Monoclonal	Isotype IgG2a	Clone PS1
Applications <input type="checkbox"/> WB <input type="checkbox"/> SW <input type="checkbox"/> ELISA <input type="checkbox"/> FCM <input type="checkbox"/> ICC <input type="checkbox"/> IF <input checked="" type="checkbox"/> IHC <input type="checkbox"/> IP <input type="checkbox"/> B/N			
Note			

タンパク質マイクロアレイ (18K)

■ 測定値 (Raw データ) 分布

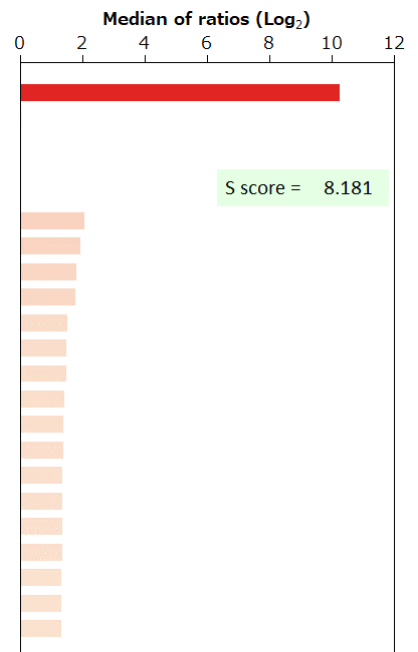


■ 補正值分布



■ 特異性検証

Rank	Gene	Protein	Score
On target			
1	CD3E	NP_000724.1	10.242
-	CD3D	NP_000723.1	0.094
-	CD3G	NP_000064.1	0.055
Off target			
2	LMO1	NP_002306.1	2.061
3	SMYD1	NP_938015.1	1.945
4	RAC3	NP_005043.1	1.817
5	CRY2	NP_066940.2	1.768
6	FAM134A	NP_077269.3 (P419Q)	1.532
7	EXD1	Q8NHP7-2 (T287A)	1.509
8	GMEB2	NP_036516.1	1.486
9	TONSL	NP_038460.4 (A714V)	1.438
10	DNAJA4	NP_001123654.1	1.413
11	UNC5B	NP_734465.2	1.409
12	PLP2	NP_002659.1	1.375
13	HEXIM2	NP_653209.1 (V85M)	1.360
14	HECTD3	Q5T447-2	1.357
14	SERPINF2	NP_000925.2 (A2V)	1.357
16	RFPL2	NP_001091997.2	1.339
17	ZW10	NP_004715.1	1.339
18	ANKFY1	NP_057460.3	1.332

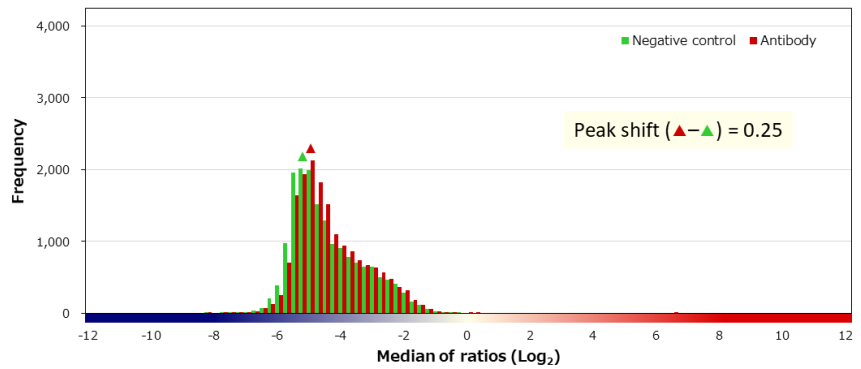
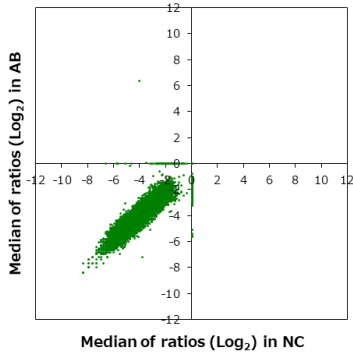


BSA	-	HA peptide	-	6xHis peptide	-	FLAG peptide	-	GST	-	MBP	-	Hemocyanin -KLH	-
-----	---	------------	---	---------------	---	--------------	---	-----	---	-----	---	-----------------	---

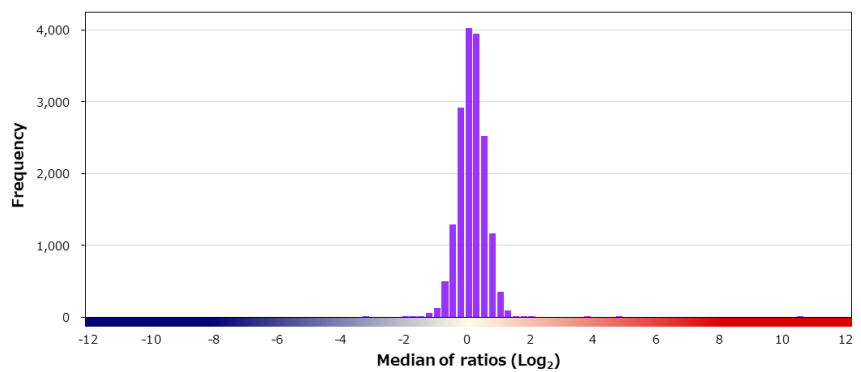
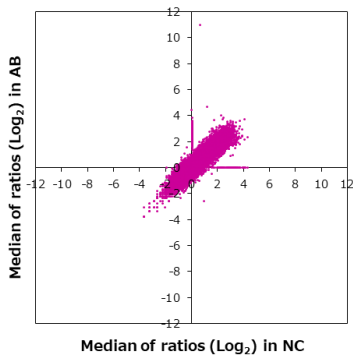
Supplier Biocare Medical		Product code ACR324A		Lot # 42517	
Host Rabbit		Clonality Monoclonal		Isotype IgG	
Applications <input type="checkbox"/> WB <input type="checkbox"/> SW <input type="checkbox"/> ELISA <input type="checkbox"/> FCM <input type="checkbox"/> ICC <input type="checkbox"/> IF <input checked="" type="checkbox"/> IHC <input type="checkbox"/> IP <input type="checkbox"/> B/N		Note			

タンパク質マイクロアレイ (18K)

■ 測定値 (Raw データ) 分布

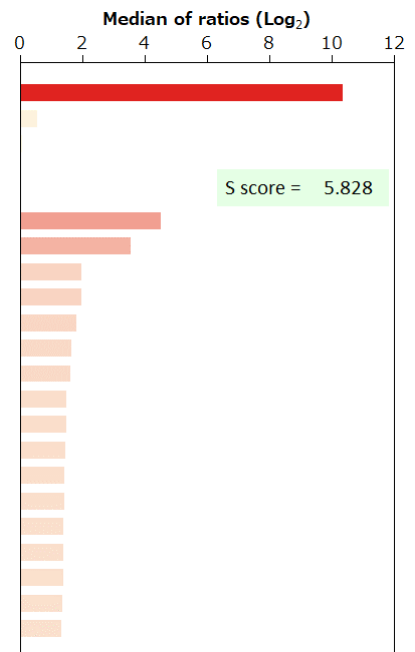


■ 補正值分布



■ 特異性検証

Rank	Gene	Protein	Score
On target			
1	CD3E	NP_000724.1	10.339
-	CD3G	NP_000064.1	0.548
-	CD3D	NP_000723.1	0.090
Off target			
2	GRPEL2	NP_689620.2	4.511
3	ING5	NP_115705.2	3.553
4	UBXN10	NP_689589.1	1.970
5	MS4A12	NP_060186.2	1.969
6	FAM71D	NP_775797.2	1.809
7	NRIP2	NP_113662.1	1.645
8	C1orf115	NP_078985.3	1.630
9	FADD	NP_003815.1	1.505
10	P2RY12	NP_073625.1	1.492
11	TDRD12	NP_001104292.1	1.447
12	DCTN6	NP_006562.1	1.427
13	ZNF197	NP_008922.1	1.414
14	CREBL2	NP_001301.1	1.410
15	MMP13	NP_002418.1	1.406
16	IRS2	NP_003740.2	1.391
17	SPATA2L	NP_689552.2	1.360
18	NLRP7	NP_001120727.1 (V319I)	1.347

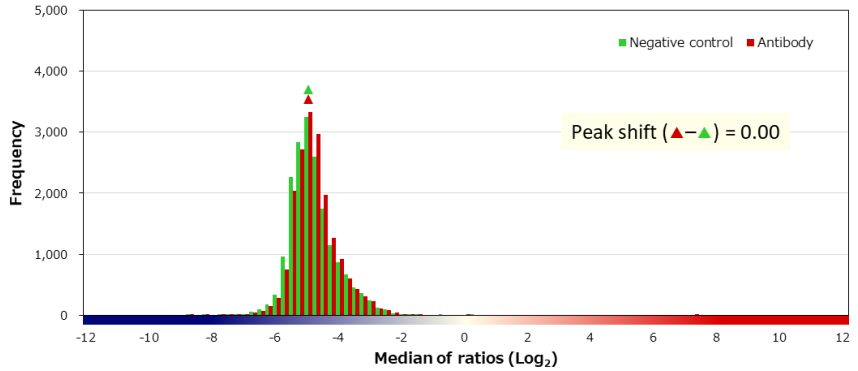
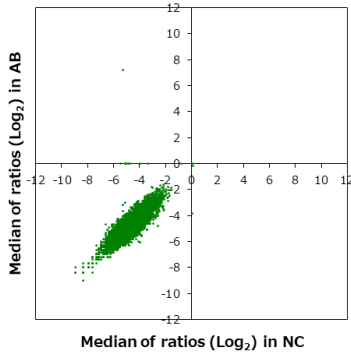


BSA	-	HA peptide	-	6xHis peptide	-	FLAG peptide	-
-----	---	------------	---	---------------	---	--------------	---

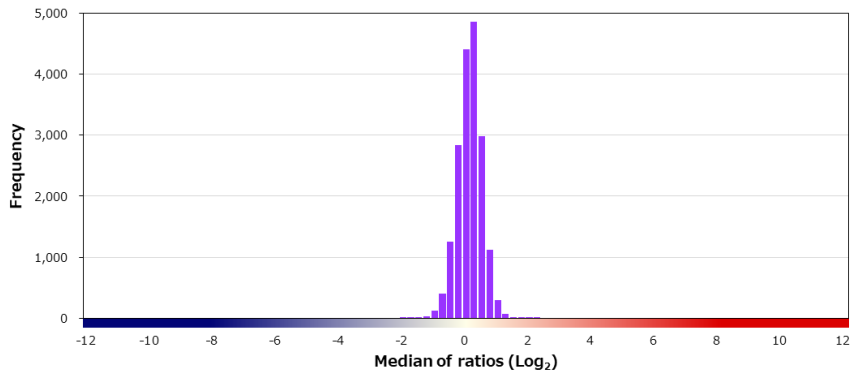
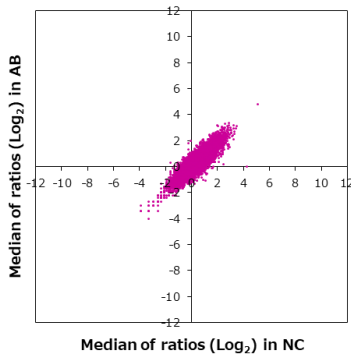
Supplier	Product code		Lot #
Agilent	IR50361		20040364
Host	Clonality	Isotype	Clone
Rabbit	Polyclonal		
Applications			
<input type="checkbox"/> WB	<input type="checkbox"/> SW	<input type="checkbox"/> ELISA	<input type="checkbox"/> FCM
<input type="checkbox"/> ICC	<input type="checkbox"/> IF	<input checked="" type="checkbox"/> IHC	<input type="checkbox"/> IP
<input type="checkbox"/> B/N			
Note			

タンパク質マイクロアレイ (18K)

■ 測定値 (Raw データ) 分布

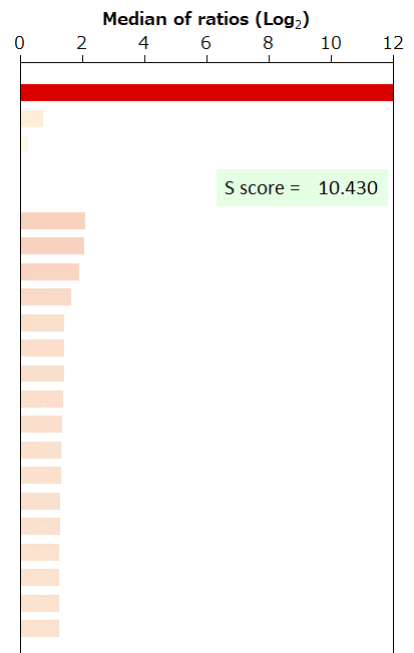


■ 補正值分布



■ 特異性検証

Rank	Gene	Protein	Score
On target			
1	CD3E	NP_000724.1	12.529
-	CD3G	NP_000064.1	0.739
-	CD3D	NP_000723.1	0.269
Off target			
2	ZNF544	NP_055295.2 (Q700R)	2.099
3	ZNF833P	Q6ZTB9	2.069
4	GRIN2C	NP_001265482.1	1.925
5	DMRTC2	NP_001035373.1	1.657
6	CAND1	NP_060918.2	1.439
7	CACNG5	NP_665810.1	1.421
8	LRRRC23	NP_964013.1	1.414
9	HSF2	NP_001129036.1	1.402
10	PLSCR2	NP_001186907.1	1.376
11	ARMC6	NP_001186125.1	1.343
12	RBM1F/RBMY1J	NP_689798.1/NP_001006117.2	1.340
13	ANKRD36B	Q8N2N9-4	1.315
14	CXADR	NP_001329.1	1.301
15	TP53	NP_001263627.1:p.V14M	1.283
16	AKIP1	NP_065693.2	1.283
17	BCL7B	Q9BQE9-2	1.272
17	SARDH	Q9UL12-2	1.272

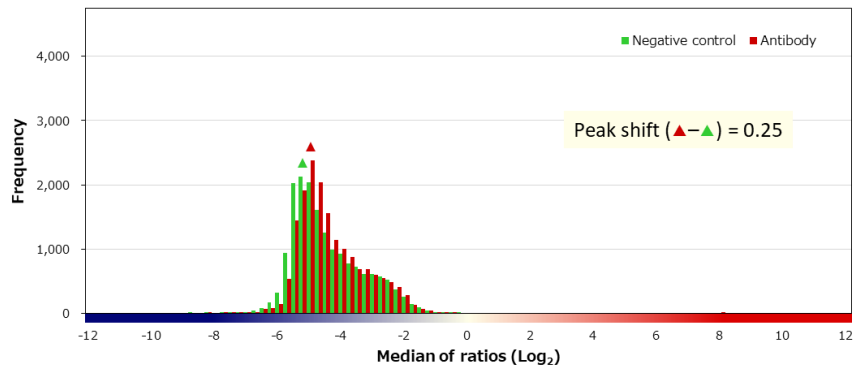
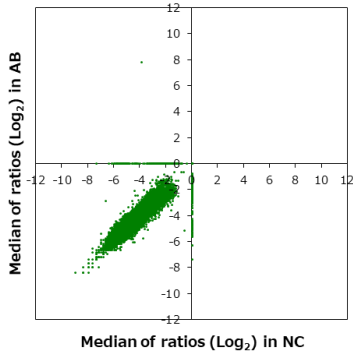


BSA	-	HA peptide	-	6xHis peptide	-	FLAG peptide	-	GST	-	MBP	-	Hemocyanin -KLH	-
-----	---	------------	---	---------------	---	--------------	---	-----	---	-----	---	-----------------	---

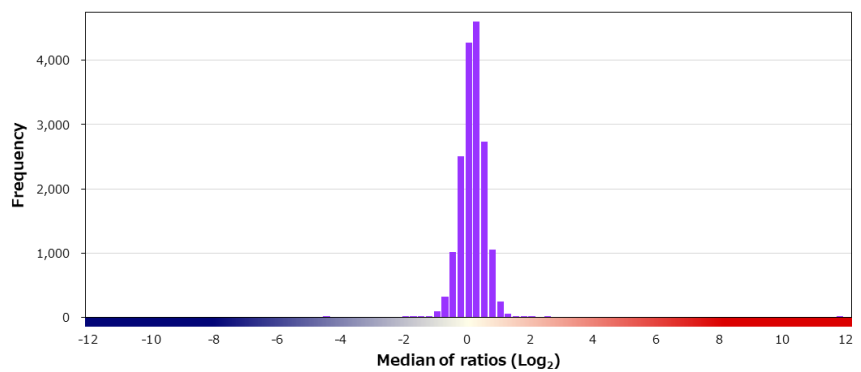
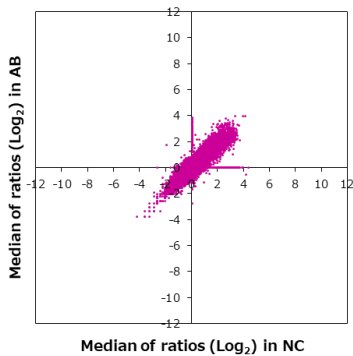
Supplier	Product code		Lot #
Agilent	IS50330		20031887
Host	Clonality	Isotype	Clone
Rabbit	Polyclonal		
Applications			
<input type="checkbox"/> WB	<input type="checkbox"/> SW	<input type="checkbox"/> ELISA	<input type="checkbox"/> FCM
<input type="checkbox"/> ICC	<input type="checkbox"/> IF	<input checked="" type="checkbox"/> IHC	<input type="checkbox"/> IP
<input type="checkbox"/> B/N			
Note			

タンパク質マイクロアレイ (18K)

■ 測定値 (Raw データ) 分布

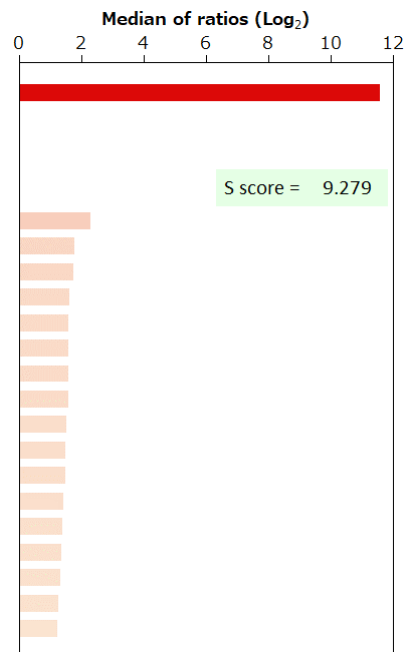


■ 補正值分布



■ 特異性検証

Rank	Gene	Protein	Score
On target			
1	CD3E	NP_000724.1	11.563
-	CD3G	NP_000064.1	N/A
-	CD3D	NP_000723.1	-0.421
Off target			
2	SIRPG	NP_061026.2	2.284
3	MTERF2	NP_079474.2	1.794
4	E2F1	NP_005216.1	1.737
5	PITPNA	NP_006215.1	1.632
6	DUSP11	O75319-1	1.604
7	SLC5A5	NP_000444.1	1.596
8	STARD4	NP_631903.1	1.591
9	CCDC93	NP_061917.3	1.581
10	DECR1	NP_001317504.1	1.511
11	TP53	NP_001119587.1:p.R116W	1.504
12	MPPE1	NP_001229833.1	1.485
13	FBXL7	NP_036436.1	1.442
14	LINC00471	Q8N535	1.385
15	PALMD	Q9NP74-3	1.372
16	PTGES3L	NP_001248359.1	1.324
17	UIMC1	NP_057374.3	1.271
18	PALM	NP_002570.2	1.240

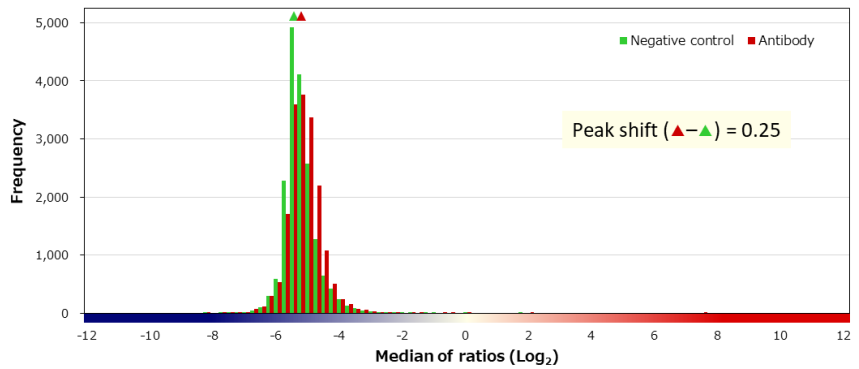
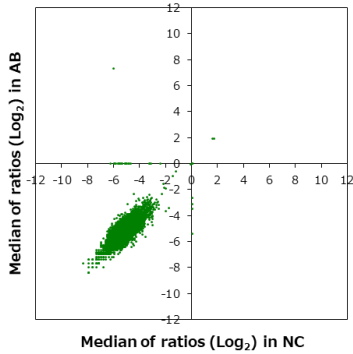


BSA	-	HA peptide	-	6xHis peptide	-	FLAG peptide	-
-----	---	------------	---	---------------	---	--------------	---

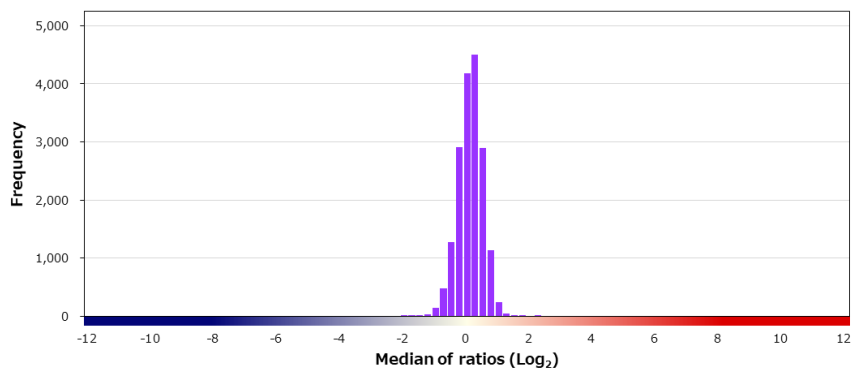
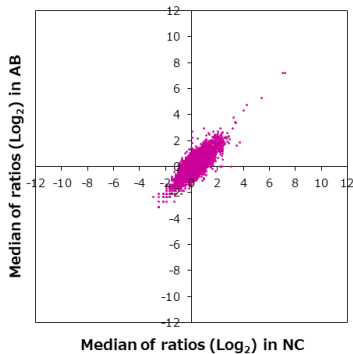
Supplier	Product code		Lot #
Leica	NCL-L-CD3-565		6074500
Host	Clonality	Isotype	Clone
Mouse	Monoclonal	IgG1	LN10
Applications			
<input type="checkbox"/> WB	<input type="checkbox"/> SW	<input type="checkbox"/> ELISA	<input type="checkbox"/> FCM
<input type="checkbox"/> ICC	<input type="checkbox"/> IF	<input checked="" type="checkbox"/> IHC	<input type="checkbox"/> IP
<input type="checkbox"/> B/N			
Note			

タンパク質マイクロアレイ (18K)

■ 測定値 (Raw データ) 分布

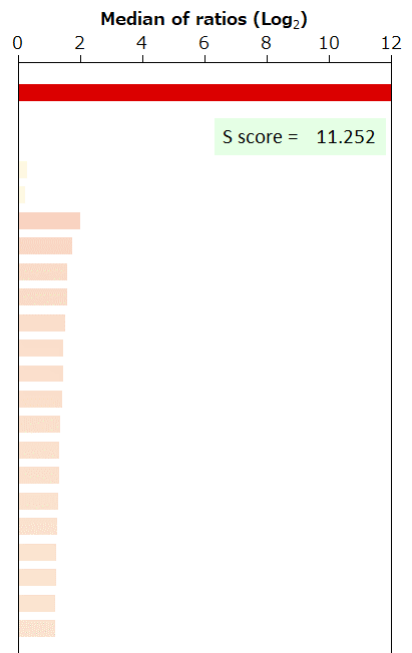


■ 補正值分布



■ 特異性検証

Rank	Gene	Protein	Score
On target			
1	CD3E	NP_000724.1	13.276
Off target			
-	CD3D	NP_000723.1	0.306
-	CD3G	NP_000064.1	0.251
2	RBMX	P38159-2	2.024
3	TTC9	NP_056166.1 (P103A)	1.737
4	ELK4	NP_001964.2	1.579
5	C17orf50	NP_660315.2	1.579
6	IL12B	NP_002178.2	1.516
7	MAP1LC3B	NP_073729.1	1.464
8	PAAF1	NP_079431.1	1.464
9	HS3ST3B1	NP_006032.1	1.429
10	EPN1	NP_001123544.1	1.381
11	PRTFDC1	NP_064585.1	1.322
12	ELAVL1	NP_001410.2	1.319
13	TXLNB	NP_694967.3	1.294
14	TPST2	NP_003586.3	1.266
15	FAM13C	NP_937858.2 (P82H)	1.250
16	CDKN2AIPNL	NP_542387.1	1.248
17	RFPL2	NP_001091997.2	1.218
18	FYTTD1	NP_115664.2	1.214

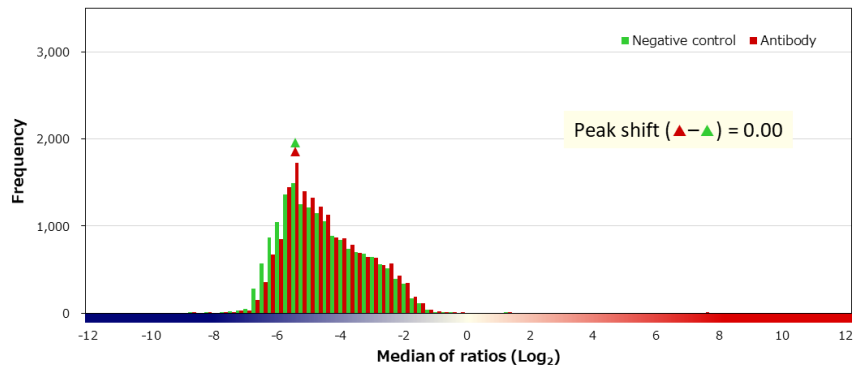
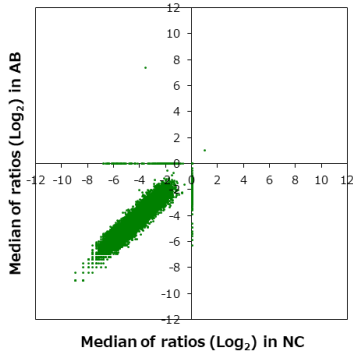


BSA	-	HA peptide	-	6xHis peptide	-	FLAG peptide	-	GST	-	MBP	-	Hemocyanin -KLH	-
-----	---	------------	---	---------------	---	--------------	---	-----	---	-----	---	-----------------	---

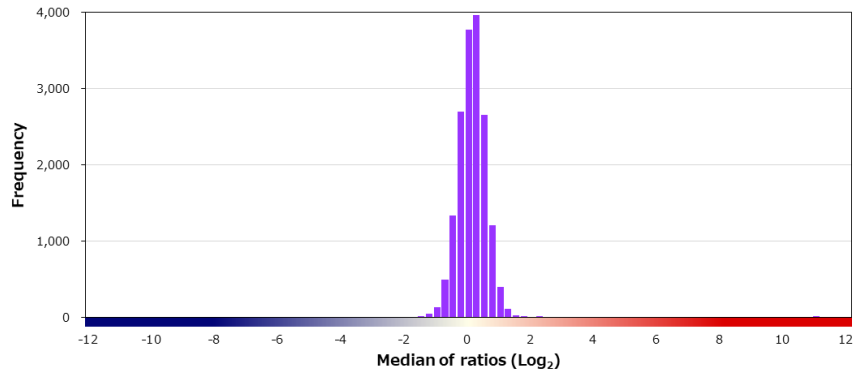
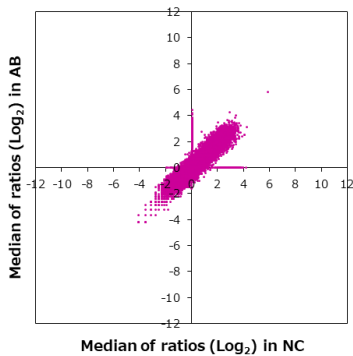
Supplier Agilent	Product code M725429	Lot # 20036647
Host Mouse	Clonality Monoclonal	Isotype IgG1, kappa
Applications <input type="checkbox"/> WB <input type="checkbox"/> SW <input type="checkbox"/> ELISA <input type="checkbox"/> FCM <input type="checkbox"/> ICC <input type="checkbox"/> IF <input checked="" type="checkbox"/> IHC <input type="checkbox"/> IP <input type="checkbox"/> B/N		
Note		

タンパク質マイクロアレイ (18K)

■ 測定値 (Raw データ) 分布

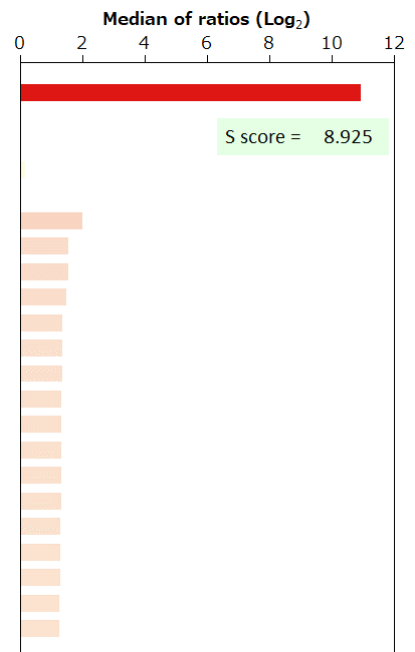


■ 補正值分布



■ 特異性検証

Rank	Gene	Protein	Score
On target			
1	CD3E	NP_000724.1	10.926
Off target			
-	CD3D	NP_000723.1	0.190
-	CD3G	NP_000064.1	N/A
2	SIRPG	NP_061026.2	2.001
3	ALKBH3	NP_631917.1	1.547
4	HCN4	NP_005468.1	1.544
5	PPP2R5A	NP_006234.1	1.508
6	COIL	NP_004636.1	1.371
7	FTH1P18	NP_001258611.1	1.363
8	F9	NP_000124.1	1.357
9	TSPY2	NP_072095.2	1.344
10	DOK5	NP_060901.2	1.333
11	AZI2	NP_071906.1	1.333
12	CERS6	NP_982288.1	1.321
13	H2AFV	NP_036544.1	1.321
14	ACTRT1	NP_612146.1	1.314
15	TP53	NP_001263626.1:p.R123W	1.296
16	PIAS4	NP_056981.2	1.295
17	CYGB	NP_599030.1	1.285
18	PLPP1	NP_003702.2	1.279

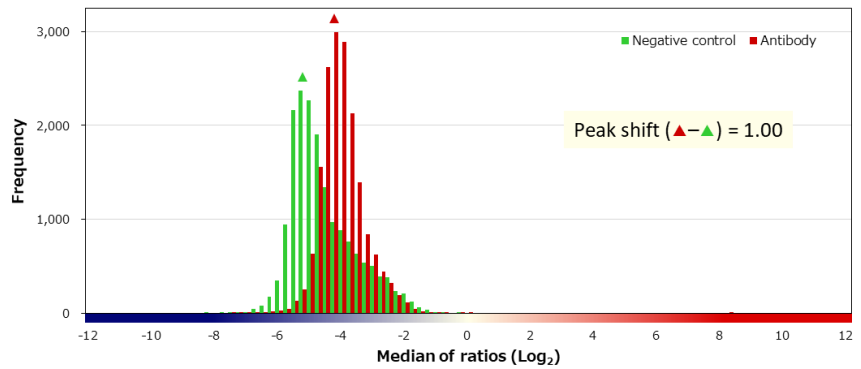
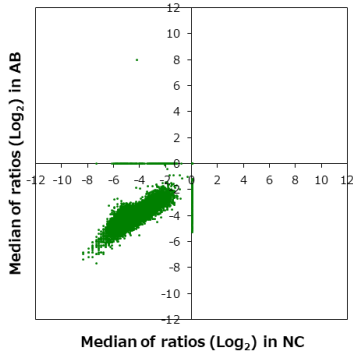


BSA	-	HA peptide	-	6xHis peptide	-	FLAG peptide	-
-----	---	------------	---	---------------	---	--------------	---

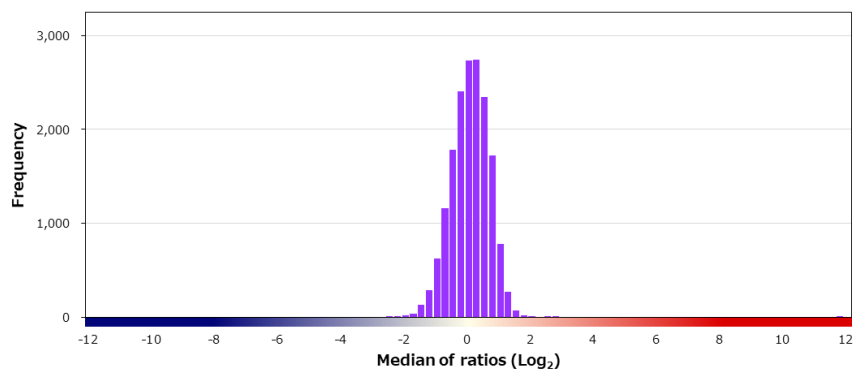
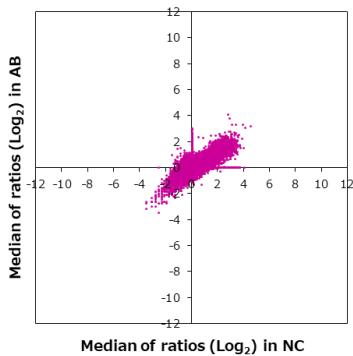
Supplier	Roche		Product code	790-4341		Lot #	F12403	
Host	Rabbit		Clonality	Monoclonal		Isotype	IgG	
Applications	<input type="checkbox"/> WB <input type="checkbox"/> SW <input type="checkbox"/> ELISA <input type="checkbox"/> FCM <input type="checkbox"/> ICC <input type="checkbox"/> IF <input type="checkbox"/> IHC <input type="checkbox"/> IP <input type="checkbox"/> B/N		Note					

タンパク質マイクロアレイ (18K)

■ 測定値 (Raw データ) 分布

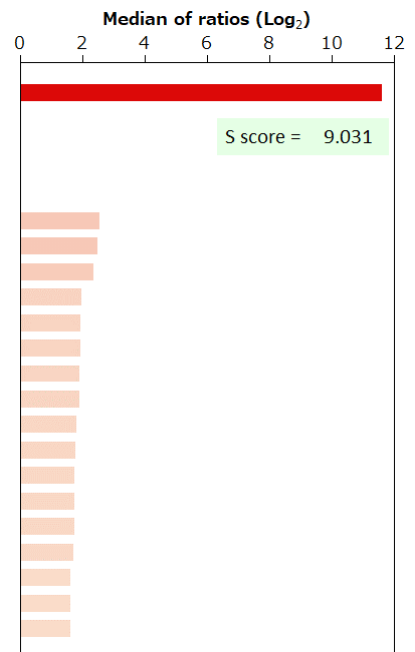


■ 補正值分布



■ 特異性検証

Rank	Gene	Protein	Score
On target			
1	CD3E	NP_000724.1	11.590
Off target			
-	CD3G	NP_000064.1	N/A
-	CD3D	NP_000723.1	N/A
2	JSRP1	NP_653217.1	2.559
3	TMEM237	NP_689601.2	2.492
4	REEP2	NP_001258732.1	2.368
5	MEAF6	NP_001257804.1	1.979
6	PTHLH	NP_002811.1	1.959
7	COP3A	NP_057403.1	1.955
8	PYM1	NP_001137325.1	1.919
9	VAX1	NP_954582.1	1.900
10	PGAM1	NP_002620.1	1.814
11	ZMAT2	NP_653324.1	1.788
12	PDS5B	Q9NTI5-5	1.757
13	RGS2	NP_002914.1	1.746
14	DDIT3	NP_004074.2	1.736
15	C19orf53	NP_054766.1	1.732
16	NANOGP1	Q8N7R0	1.618
17	DNAJB6	O75190-4	1.616
17	TP53	NP_001263626.1:p.R114H	1.616

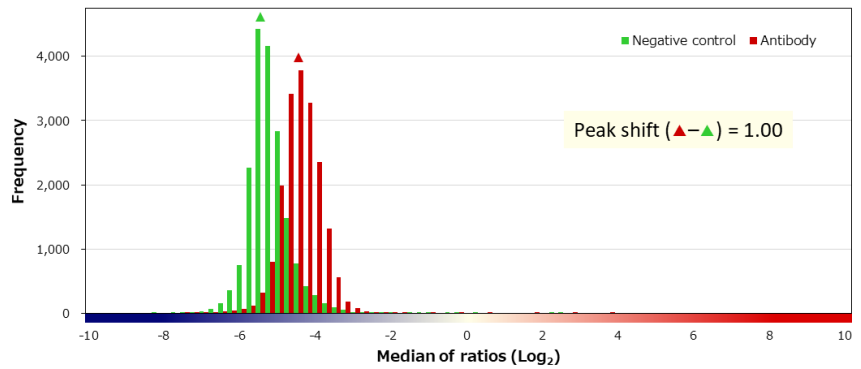
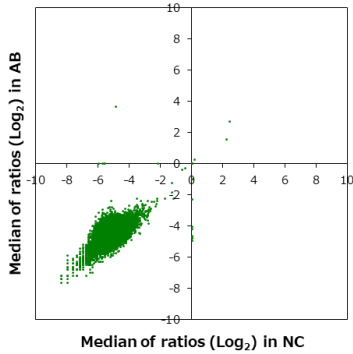


BSA	-	HA peptide	-	6xHis peptide	-	FLAG peptide	-
-----	---	------------	---	---------------	---	--------------	---

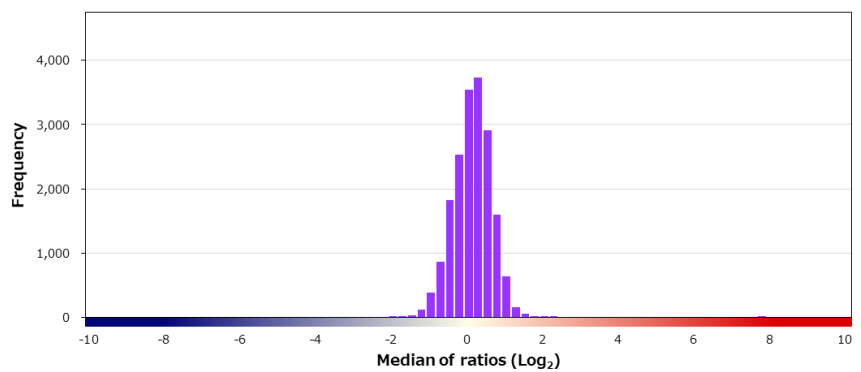
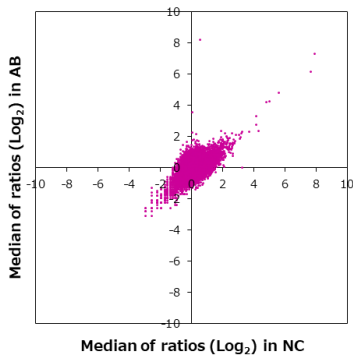
Supplier ニチレイバイオサイエンス		Product code 713181	Lot # F1510
Host Mouse	Clonality Monoclonal	Isotype IgG1	Clone 1F6
Applications <input type="checkbox"/> WB <input type="checkbox"/> SW <input type="checkbox"/> ELISA <input type="checkbox"/> FCM <input type="checkbox"/> ICC <input type="checkbox"/> IF <input checked="" type="checkbox"/> IHC <input type="checkbox"/> IP <input type="checkbox"/> B/N			
Note			

タンパク質マイクロアレイ (18K)

■ 測定値 (Raw データ) 分布

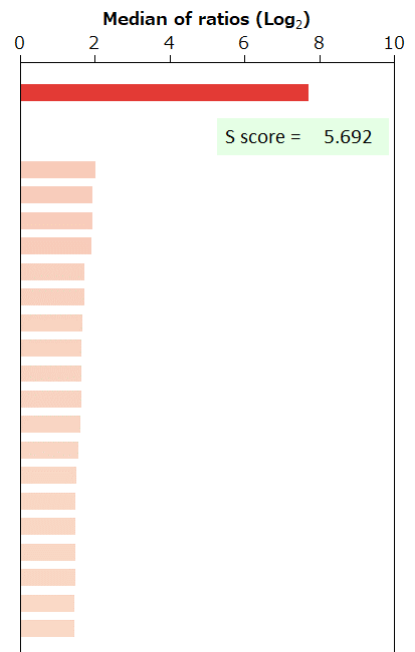


■ 補正值分布



■ 特異性検証

Rank	Gene	Protein	Score
On target			
1	CD4	NP_000607.1	7.704
Off target			
2	RSL1D1	O76021-2	2.012
3	H1FOO	NP_001295191.1	1.952
4	POLD3	NP_006582.1	1.929
5	PRTFDC1	NP_064585.1	1.922
6	MAJIN	NP_001305737.1	1.739
7	REEP2	NP_001258732.1	1.721
8	RAB8B	NP_057614.1	1.666
9	PROCA1	NP_001291881.1	1.660
10	HMGA1	NP_665906.1	1.645
11	FAM32A	NP_054796.1	1.639
12	TP53	NP_001119587.1:p.R43H	1.611
13	MSANTD2	NP_001299849.1	1.559
14	H1FX	NP_006017.1	1.504
15	INTS12	NP_065128.2	1.489
16	LMO1	NP_002306.1	1.489
17	TRO	NP_057241.2	1.489
17	C19orf33	NP_277055.1	1.489
19	PINX1	NP_060354.4	1.473
20	RRP36	NP_149103.1	1.467

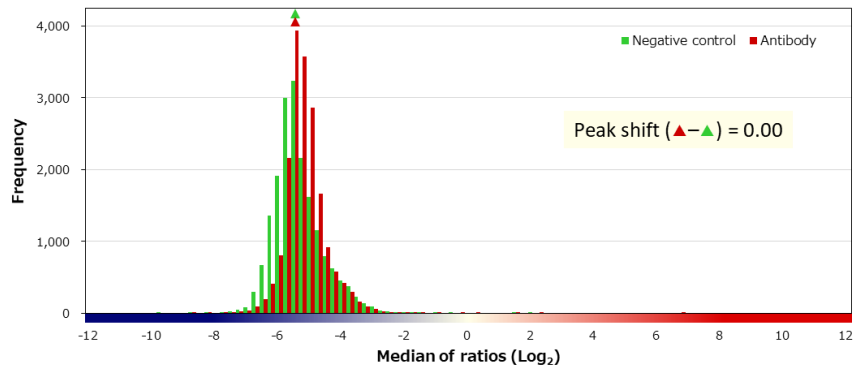
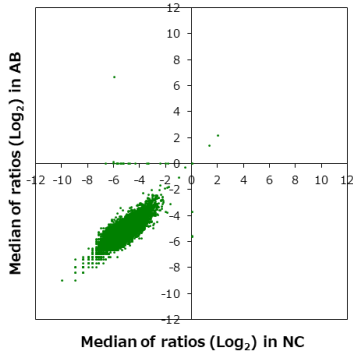


BSA	-	HA peptide	-	6xHis peptide	-	FLAG peptide	-	GST	-	MBP	-	Hemocyanin -KLH	-
-----	---	------------	---	---------------	---	--------------	---	-----	---	-----	---	-----------------	---

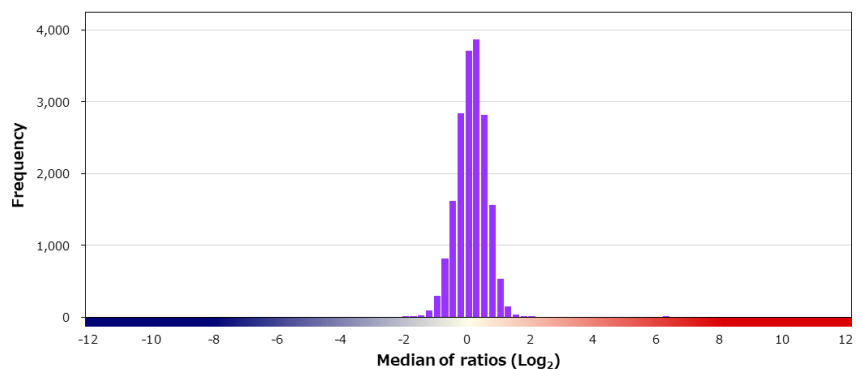
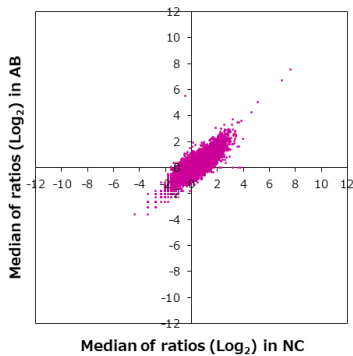
Supplier ニチレイバイオサイエンス		Product code 413961	Lot # F1510
Host Mouse	Clonality Monoclonal	Isotype IgG1, kappa	Clone 4B12
Applications <input type="checkbox"/> WB <input type="checkbox"/> SW <input type="checkbox"/> ELISA <input type="checkbox"/> FCM <input type="checkbox"/> ICC <input type="checkbox"/> IF <input checked="" type="checkbox"/> IHC <input type="checkbox"/> IP <input type="checkbox"/> B/N			
Note			

タンパク質マイクロアレイ (18K)

■ 測定値 (Raw データ) 分布

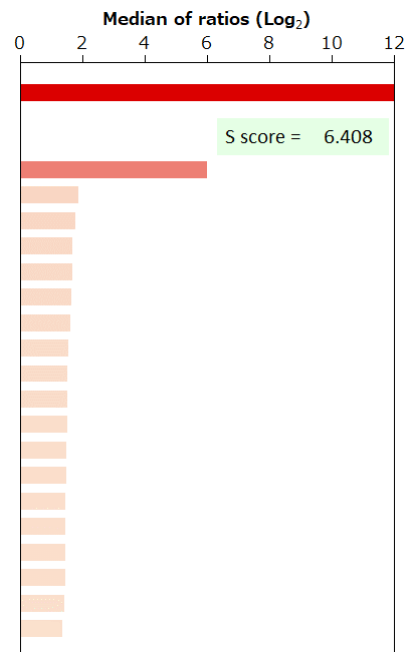


■ 補正值分布



■ 特異性検証

Rank	Gene	Protein	Score
On target			
1	CD4	NP_000607.1	12.413
Off target			
2	STMN4	NP_110422.2	6.005
3	LCE2C	NP_848516.1	1.889
4	IFI35	NP_005524.2 (M128V)	1.794
5	SSX3	XP_011542187.1	1.687
6	POU2AF1	NP_006226.2	1.675
7	TP53	NP_001119589.1:p.R26H	1.659
8	VPS45	NP_009190.2	1.624
9	CCL5	NP_002976.2	1.572
10	NEBL	NP_998734.1	1.541
11	OSCAR	NP_996554.2 (S1011)	1.539
12	IDO2	Q6ZQW0-2	1.510
13	HMGN4	NP_006344.1	1.508
14	ALS2CR12	NP_001120863.1 (V43L)	1.494
15	PSMC6	P62333	1.472
16	FAM32A	NP_054796.1	1.466
17	REEP2	NP_001258732.1	1.457
18	RIPK2	NP_003812.1	1.446
19	RNASE1	NP_002924.1	1.415
20	MTHFD2	NP_006627.2	1.379

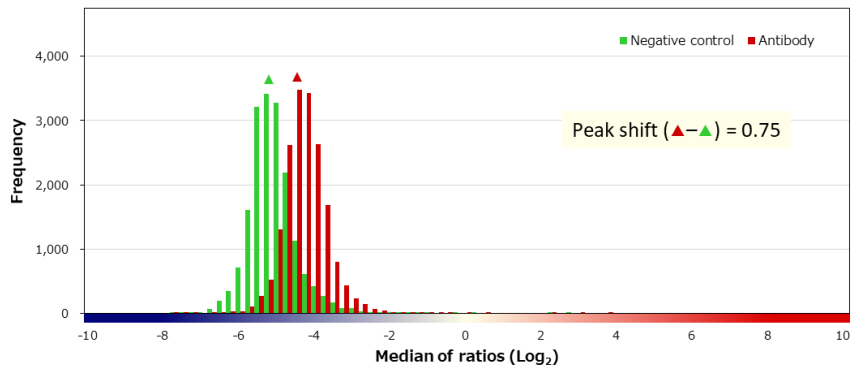
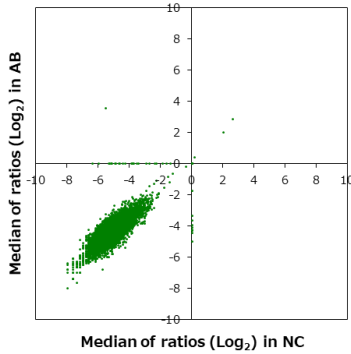


BSA	-	HA peptide	-	6xHis peptide	-	FLAG peptide	-	GST	-	MBP	-	Hemocyanin -KLH	-
-----	---	------------	---	---------------	---	--------------	---	-----	---	-----	---	-----------------	---

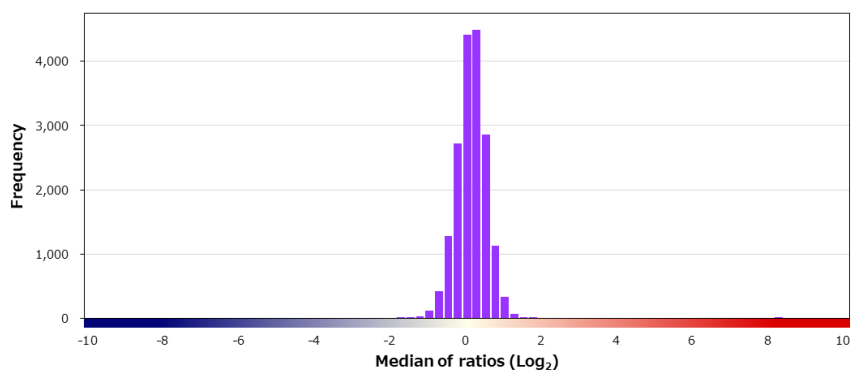
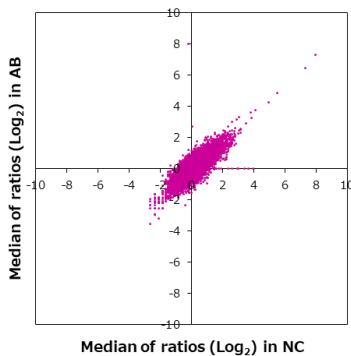
Supplier	Leica		Product code	NCL-L-CD5-4C7	Lot #	6065465			
Host	Mouse	Clonality	Monoclonal	Isotype	IgG1, kappa	Clone	4C7		
Applications	<input type="checkbox"/> WB	<input type="checkbox"/> SW	<input type="checkbox"/> ELISA	<input type="checkbox"/> FCM	<input type="checkbox"/> ICC	<input type="checkbox"/> IF	<input checked="" type="checkbox"/> IHC	<input type="checkbox"/> IP	<input type="checkbox"/> B/N
Note									

タンパク質マイクロアレイ (18K)

■ 測定値 (Raw データ) 分布

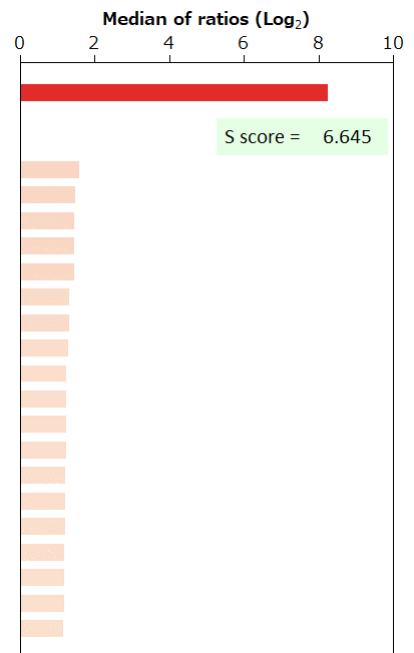


■ 補正值分布



■ 特異性検証

Rank	Gene	Protein	Score
On target			
1	CD5	NP_055022.2 (P224L/H461R)	8.248
Off target			
2	HSPA12A	NP_079291.2	1.603
3	CEACAM7	NP_008821.2	1.492
4	RAB6B	NP_057661.3	1.466
5	ZFP62	NP_001166109.1 (M34I/R698K)	1.456
6	SYCP3	NP_710161.1	1.450
7	NABP1	XP_016860211.1	1.322
7	EFNB3	NP_001397.1	1.322
9	AP2A2	O94973-3	1.286
10	TBX5	NP_000183.2	1.249
11	TAOK2	NP_057235.2	1.240
12	CCDC57	NP_001303250.1 (V480M)	1.240
13	TRIM45	NP_079464.2 (M496T)	1.240
14	CHRM5	NP_036257.1	1.213
15	SH3GLB2	NP_064530.1	1.210
16	TM2D2	NP_114146.3	1.206
17	KIAA0408	NP_055517.3 (S61R)	1.203
18	OSGEP	NP_060277.1	1.196
19	TP53	NP_001263624.1:p.V134M	1.189
20	POU2F3	NP_055167.2 (H152R/R390K)	1.170

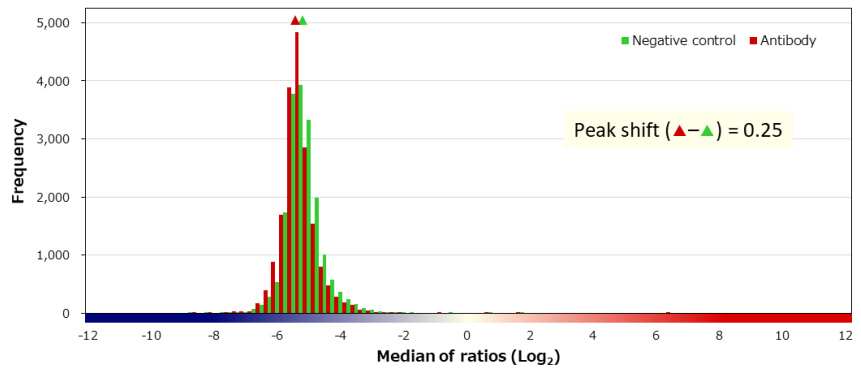
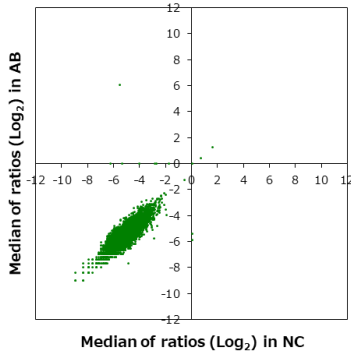


BSA	-	HA peptide	-	6xHis peptide	-	FLAG peptide	-	GST	-	MBP	-	Hemocyanin -KLH	-
-----	---	------------	---	---------------	---	--------------	---	-----	---	-----	---	-----------------	---

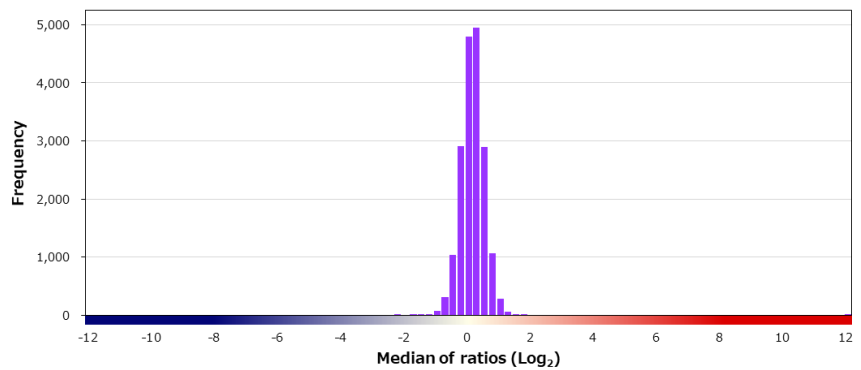
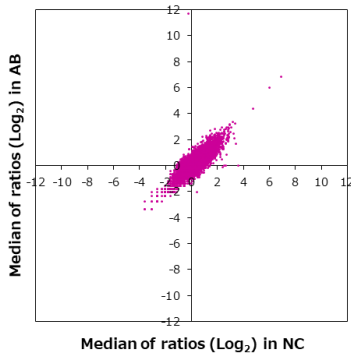
Supplier	Product code		Lot #
Roche	790-4451		F18651
Host	Clonality	Isotype	Clone
Rabbit	Monoclonal		SP19
Applications			
<input type="checkbox"/> WB	<input type="checkbox"/> SW	<input type="checkbox"/> ELISA	<input type="checkbox"/> FCM
<input type="checkbox"/> ICC	<input type="checkbox"/> IF	<input checked="" type="checkbox"/> IHC	<input type="checkbox"/> IP
<input type="checkbox"/> B/N			
Note			

タンパク質マイクロアレイ (18K)

測定値 (Raw データ) 分布

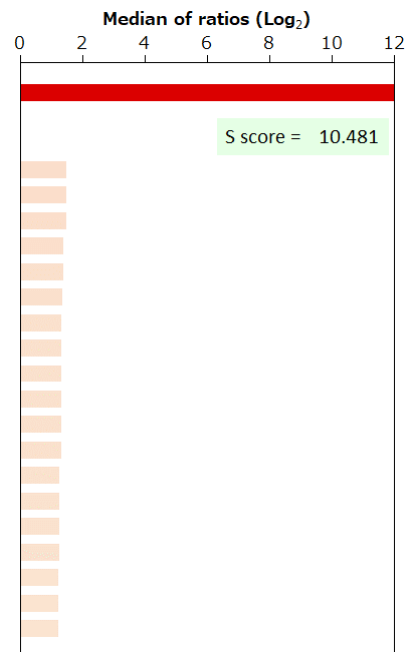


補正值分布



特異性検証

Rank	Gene	Protein	Score
On target			
1	CD5	NP_055022.2 (P224L/H461R)	11.989
Off target			
2	HBG1	NP_000550.2	1.508
3	PAX8	NP_003457.1	1.494
4	EEF1E1	NP_004271.1	1.479
5	FGFR1OP	NP_008976.1	1.405
6	FYB	NP_001230022.1	1.387
7	RXRB	NP_068811.1	1.351
8	ZMYND10	NP_056980.2	1.324
8	ZPR1	NP_003895.1	1.324
8	C18orf54	NP_775800.3	1.324
8	AQR	NP_055506.1	1.324
12	DNMT3A	NP_072046.2:p.G543C	1.324
12	ARHGEF15	NP_079290.1 (L277P/S831P)	1.324
14	RND3	NP_005159.1	1.281
15	ATP2C1	NP_055197.2	1.275
16	SMCP	NP_109588.2	1.267
17	PLPP7	NP_116117.3	1.257
18	CD109	Q6YHK3-3	1.250
19	SLC6A14	NP_009162.1	1.245
20	ADCY5	NP_001186571.1	1.242

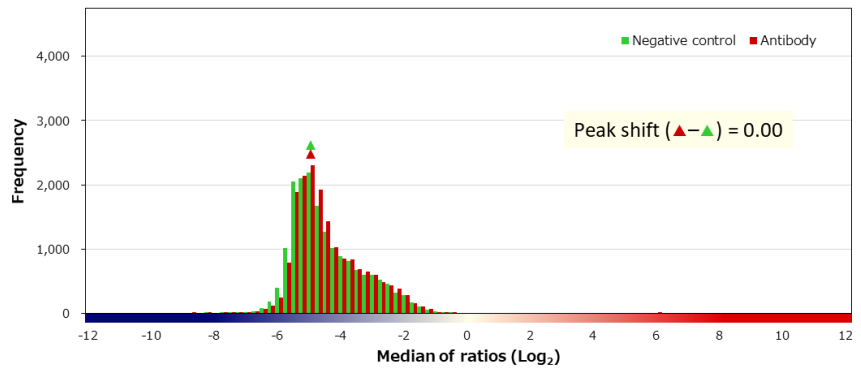
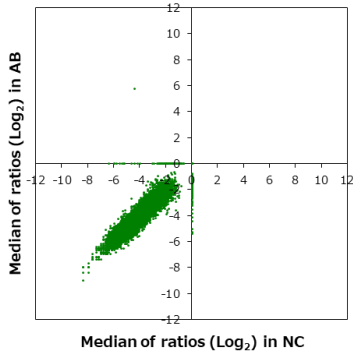


BSA	-	HA peptide	-	6xHis peptide	-	FLAG peptide	-	GST	-	MBP	-	Hemocyanin -KLH	-
-----	---	------------	---	---------------	---	--------------	---	-----	---	-----	---	-----------------	---

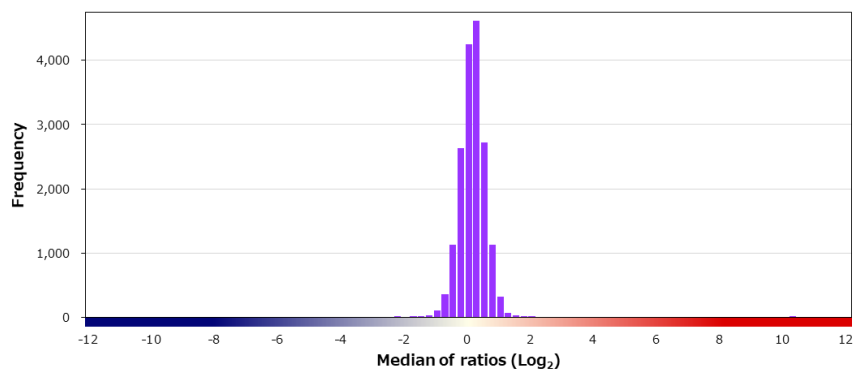
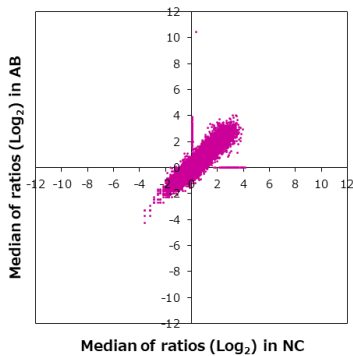
Supplier Biocare Medical		Product code ACR311A		Lot # 72016	
Host Rabbit		Clonality Monoclonal		Isotype IgG	
Applications <input checked="" type="checkbox"/> WB <input type="checkbox"/> SW <input type="checkbox"/> ELISA <input type="checkbox"/> FCM <input type="checkbox"/> ICC <input type="checkbox"/> IF <input type="checkbox"/> IHC <input type="checkbox"/> IP <input type="checkbox"/> B/N		Note			

タンパク質マイクロアレイ (18K)

測定値 (Raw データ) 分布

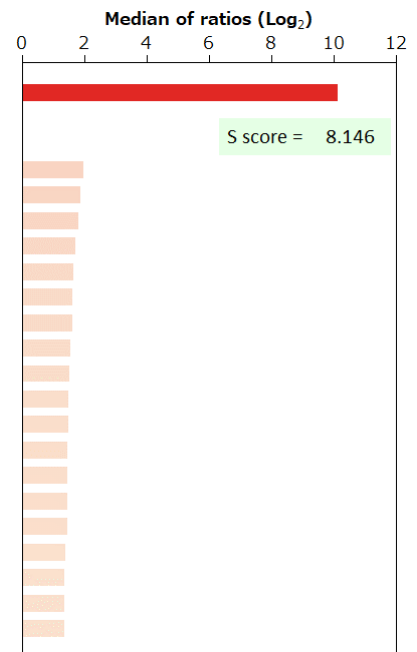


補正值分布



特異性検証

Rank	Gene	Protein	Score
On target			
1	CD8A	NP_001759.3	10.125
Off target			
2	ZASP	NP_001276862.1	1.979
3	COA7	NP_075565.2 (K219R)	1.892
4	USF2	NP_003358.1	1.822
5	FOXG1	NP_005240.3	1.729
6	CTSO	NP_001325.1	1.653
7	CALML6	NP_619650.2	1.613
8	CHMP3	NP_057163.1	1.611
9	TEX14	NP_112562.3	1.572
10	FAM134C	NP_835227.1	1.530
11	SLC22A1	NP_003048.1 (L160F M408V M420 G465R)	1.503
12	RNF181	NP_057578.1	1.493
13	TICAM2	NP_067681.1	1.474
14	MDH1B	NP_001034934.1	1.466
15	TP53	NP_001119587.1:p.R116Q	1.457
16	EXOC1	NP_060731.2	1.452
17	BASP1	NP_006308.3	1.383
18	CALM3	NP_005175.2	1.363
19	CLSTN2	NP_071414.2	1.358
20	TEX2	NP_060939.3	1.355

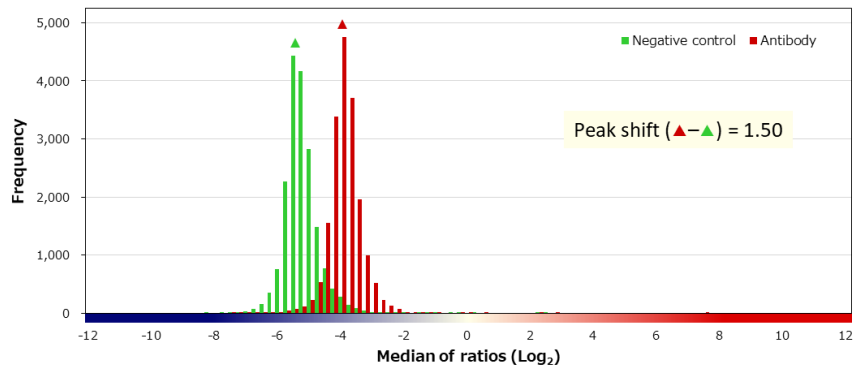
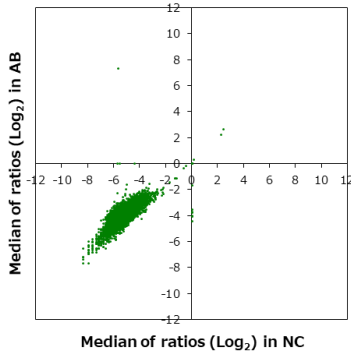


BSA	-	HA peptide	-	6xHis peptide	-	FLAG peptide	-
-----	---	------------	---	---------------	---	--------------	---

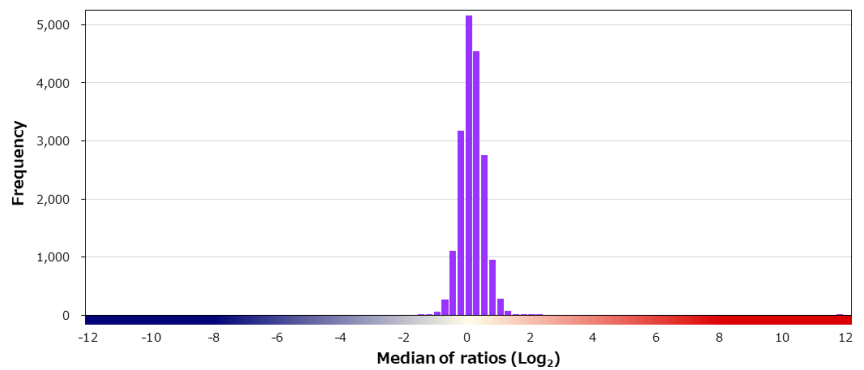
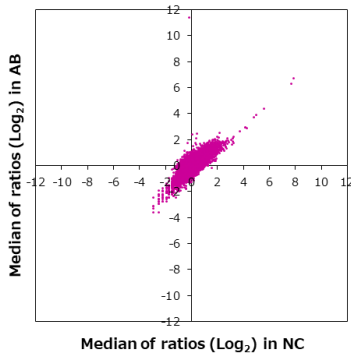
Supplier ニチレイバイオサイエンス		Product code 413211	Lot # F1601
Host Mouse	Clonality Monoclonal	Isotype IgG1, kappa	Clone C8/144B
Applications <input type="checkbox"/> WB <input type="checkbox"/> SW <input type="checkbox"/> ELISA <input type="checkbox"/> FCM <input type="checkbox"/> ICC <input type="checkbox"/> IF <input checked="" type="checkbox"/> IHC <input type="checkbox"/> IP <input type="checkbox"/> B/N			
Note			

タンパク質マイクロアレイ (18K)

■ 測定値 (Raw データ) 分布

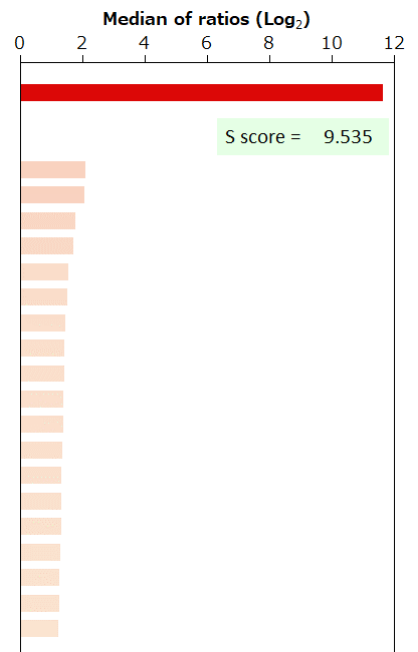


■ 補正值分布



■ 特異性検証

Rank	Gene	Protein	Score
On target			
1	CD8A	NP_001759.3	11.633
Off target			
2	MAJIN	NP_001305737.1	2.098
3	CNPY4	NP_689968.1	2.083
4	STH	NP_001007533.1	1.787
5	RBM4	NP_002887.2	1.711
6	FAM43B	NP_997217.1	1.547
7	PRTFDC1	NP_064585.1	1.531
8	ANKFY1	NP_057460.3	1.449
9	HIPK1	NP_938009.1	1.434
10	MAP1LC3B	NP_073729.1	1.418
11	BRWD1	NP_001007247.1	1.413
12	FAM151A	NP_788954.2 (A416V)	1.403
13	MMEL1	NP_258428.2	1.375
14	PHKA2	NP_000283.1	1.349
15	LMO1	NP_002306.1	1.340
16	DNASE1L2	NP_001365.1	1.334
17	CRK	NP_058431.2	1.296
18	PPCS	NP_078940.2	1.281
19	NAT2	NP_000006.2 (R197Q/R268K)	1.268
20	ZDHHC11	NP_079062.1	1.251

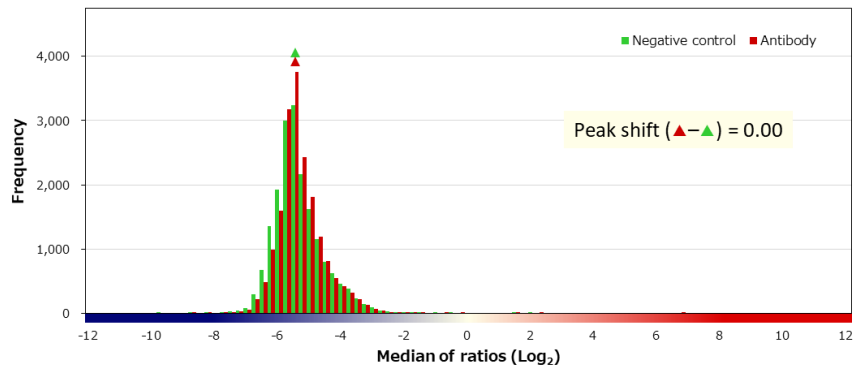
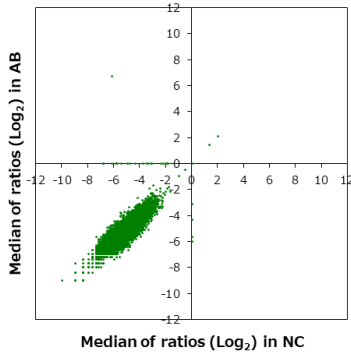


BSA	-	HA peptide	-	6xHis peptide	-	FLAG peptide	-	GST	-	MBP	-	Hemocyanin -KLH	-
-----	---	------------	---	---------------	---	--------------	---	-----	---	-----	---	-----------------	---

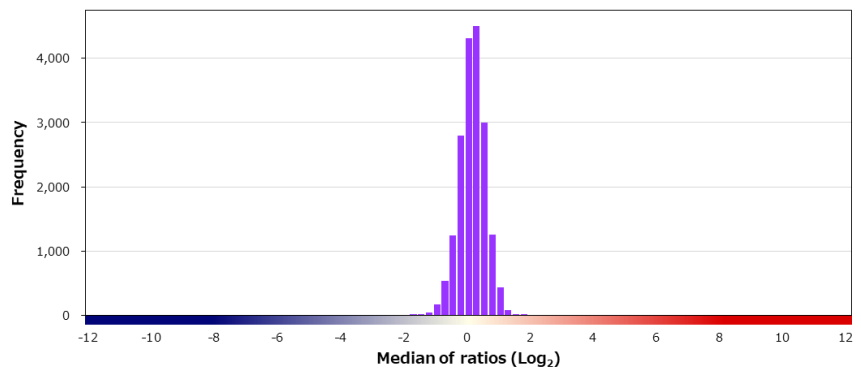
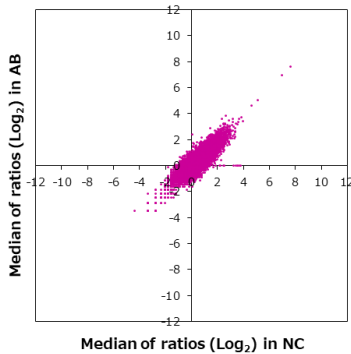
Supplier ニチレイバイオサイエンス		Product code 413211	Lot # F1606
Host Mouse	Clonality Monoclonal	Isotype IgG1, kappa	Clone C8/144B
Applications <input type="checkbox"/> WB <input type="checkbox"/> SW <input type="checkbox"/> ELISA <input type="checkbox"/> FCM <input type="checkbox"/> ICC <input type="checkbox"/> IF <input checked="" type="checkbox"/> IHC <input type="checkbox"/> IP <input type="checkbox"/> B/N			
Note			

タンパク質マイクロアレイ (18K)

■ 測定値 (Raw データ) 分布

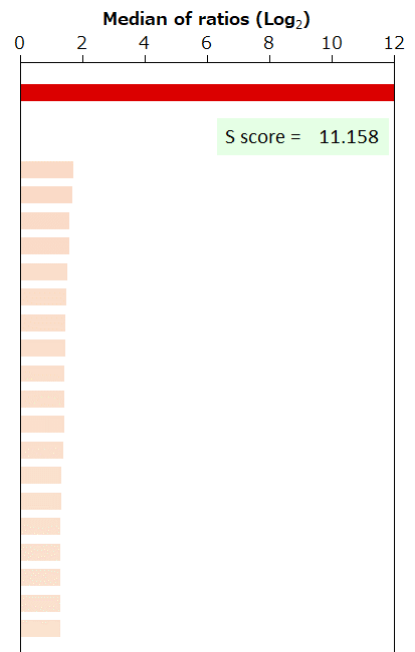


■ 補正值分布



■ 特異性検証

Rank	Gene	Protein	Score
On target			
1	CD8A	NP_001759.3	12.867
Off target			
2	ADSL	NP_000017.1	1.709
3	TP53	NP_000537.3:p.G245S	1.696
4	ERLEC1	NP_056516.2	1.587
5	ECSCR	NP_001071161.1	1.586
6	LCN15	NP_976222.1 (S152A/K164E)	1.518
7	CIB2	NP_006374.1	1.483
8	U2SURP	NP_001073884.1	1.477
9	DDX55	NP_065987.1	1.452
10	TEX10	NP_060216.2	1.430
11	ZNF552	NP_079038.2	1.429
12	BHLHA15	NP_803238.1	1.419
13	ISM2	NP_954993.1 (A94T)	1.400
14	SPANXN4	NP_001009613.1	1.322
15	RIPK2	NP_003812.1	1.322
16	C5orf17	Q8NAS9-1	1.313
16	CCR7	NP_001829.1	1.313
18	GAGE5	NP_001466.1	1.309
19	CTSB	NP_001899.1	1.307
20	SV2C	NP_001284645.1	1.298

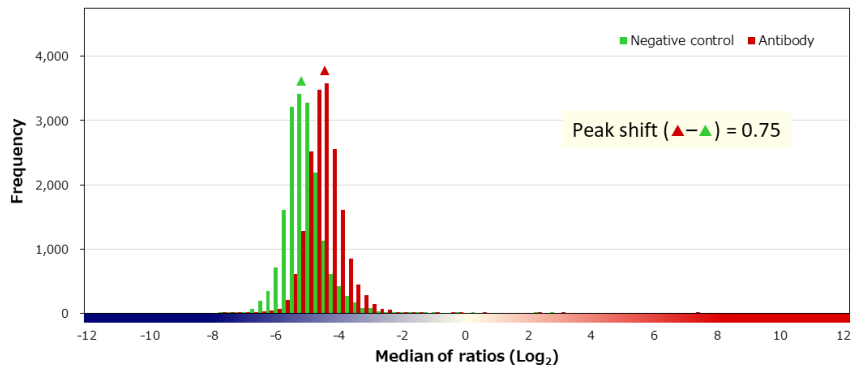
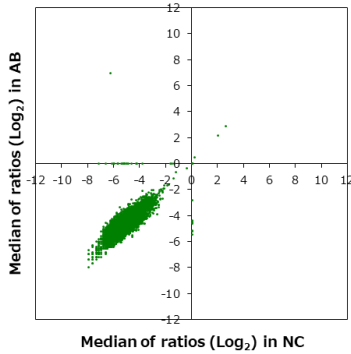


BSA	-	HA peptide	-	6xHis peptide	-	FLAG peptide	-	GST	-	MBP	-	Hemocyanin -KLH	-
-----	---	------------	---	---------------	---	--------------	---	-----	---	-----	---	-----------------	---

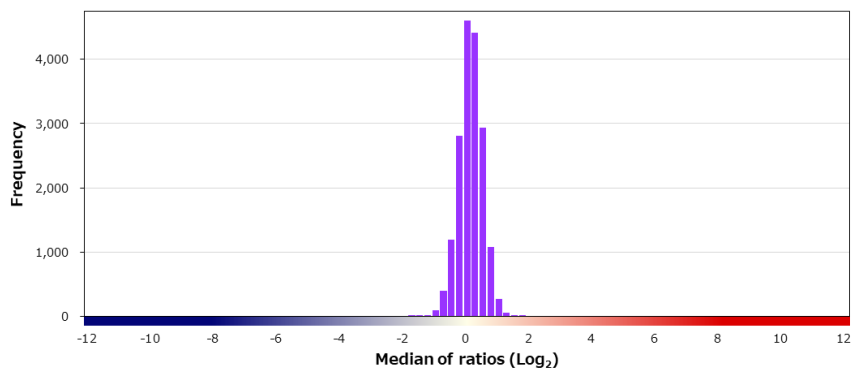
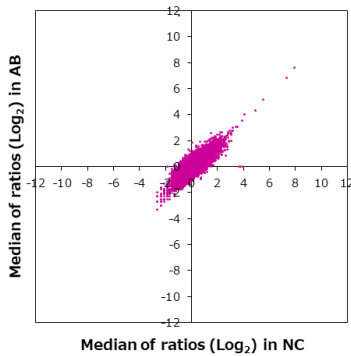
Supplier	Product code		Lot #
Leica	NCL-L-CD8-4B11		6073505
Host	Clonality	Isotype	Clone
Mouse	Monoclonal	IgG2b	4B11
Applications			
<input type="checkbox"/> WB	<input type="checkbox"/> SW	<input type="checkbox"/> ELISA	<input type="checkbox"/> FCM
<input type="checkbox"/> ICC	<input type="checkbox"/> IF	<input checked="" type="checkbox"/> IHC	<input type="checkbox"/> IP
<input type="checkbox"/> B/N			
Note			

タンパク質マイクロアレイ (18K)

■ 測定値 (Raw データ) 分布

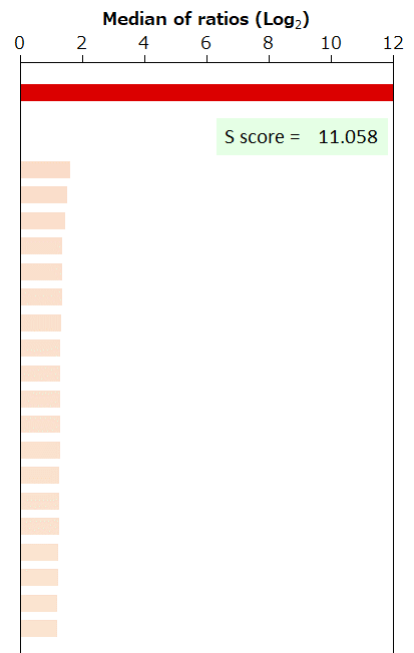


■ 補正值分布



■ 特異性検証

Rank	Gene	Protein	Score
On target			
1	CD8A	NP_001759.3	12.677
Off target			
2	NIM1K	NP_699192.1	1.619
3	SLC4A1	NP_000333.1	1.516
4	GEMIN7	NP_078983.1	1.451
5	RBM14	NP_006319.1	1.371
5	TNIP2	NP_077285.3 (A396V)	1.371
7	GPCPD1	NP_062539.1	1.363
8	MLLT11	NP_006809.1	1.342
9	AMN	NP_112205.2	1.309
10	CTSV	NP_001324.2	1.308
11	ST8SIA1	NP_003025.1	1.304
12	CA2	NP_000058.1	1.301
13	AURKAIP1	NP_060370.1	1.296
14	SEPT10	NP_653311.1	1.269
15	GPC1	P35052-2	1.265
16	RGS20	NP_003693.2	1.262
17	FEV	NP_059991.1	1.231
18	CCND1	NP_444284.1	1.225
19	ETV1	NP_001156624.1 (S60G)	1.219
19	SH3BGL3	NP_112576.1	1.219

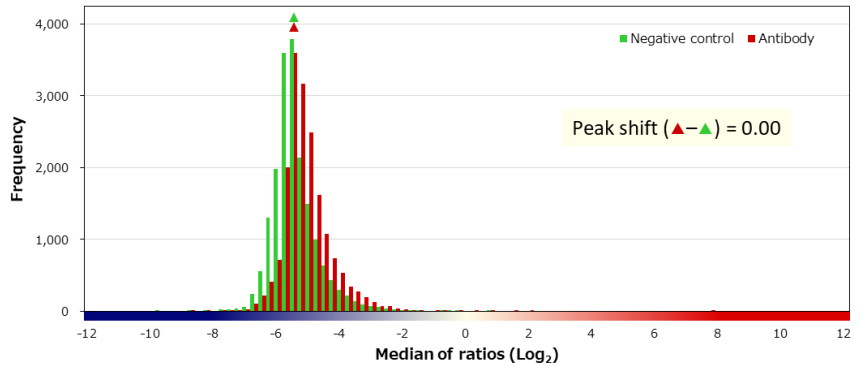
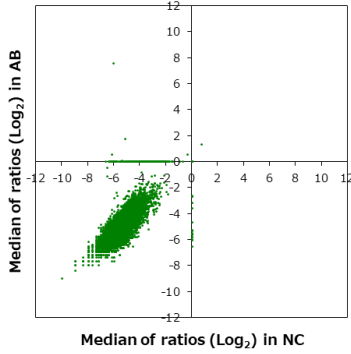


BSA	-	HA peptide	-	6xHis peptide	-	FLAG peptide	-	GST	-	MBP	-	Hemocyanin -KLH	-
-----	---	------------	---	---------------	---	--------------	---	-----	---	-----	---	-----------------	---

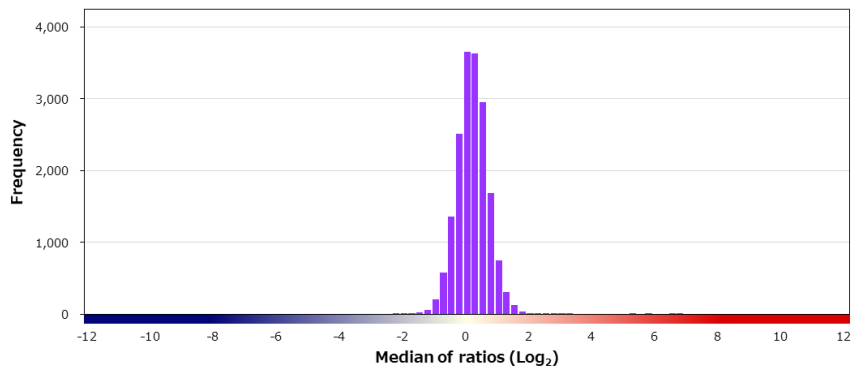
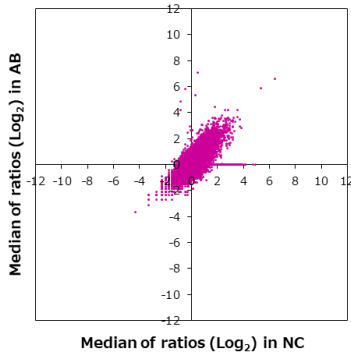
Supplier	Product code		Lot #
Roche	790-4460		F16293
Host	Clonality	Isotype	Clone
Rabbit	Monoclonal		SP57
Applications			
<input type="checkbox"/> WB	<input type="checkbox"/> SW	<input type="checkbox"/> ELISA	<input type="checkbox"/> FCM
<input type="checkbox"/> ICC	<input type="checkbox"/> IF	<input checked="" type="checkbox"/> IHC	<input type="checkbox"/> IP
<input type="checkbox"/> B/N			
Note			

タンパク質マイクロアレイ (18K)

■ 測定値 (Raw データ) 分布

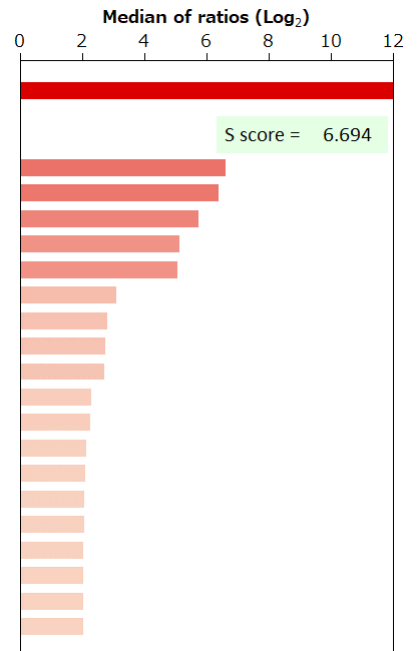


■ 補正值分布



■ 特異性検証

Rank	Gene	Protein	Score
On target			
1	CD8A	NP_001759.3	13.296
Off target			
2	CTSO	NP_001325.1	6.602
3	MS4A7	NP_067024.1	6.383
4	F11R	NP_058642.1	5.748
5	ZDHHC16	NP_115703.2	5.116
6	CLDN17	NP_036263.1	5.068
7	CLDN1	NP_066924.1	3.117
8	DDX49	NP_061943.2	2.822
9	TKFC	NP_056348.2	2.764
10	GRAMD1B	NP_001273492.1	2.709
11	MRPL37	NP_057575.2 (R144G)	2.313
12	ACTL6A	NP_004292.1	2.264
13	NLGN1	NP_055747.1	2.132
14	NUP153	NP_005115.2 (D90NV381F)	2.102
15	CLDN7	NP_001298.3 (V197A)	2.079
16	AAMP	NP_001289474.1	2.076
17	C1orf158	NP_689503.3	2.056
18	FAM83B	NP_001010872.1	2.051
19	CREBRF	NP_001161865.1	2.049
20	MYO1G	NP_149043.2	2.039

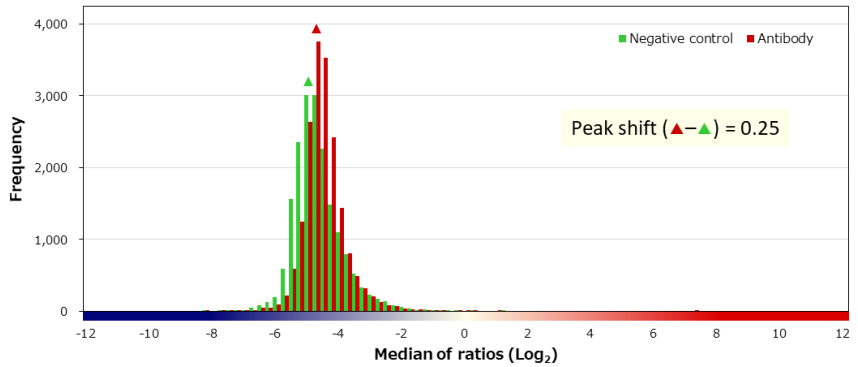
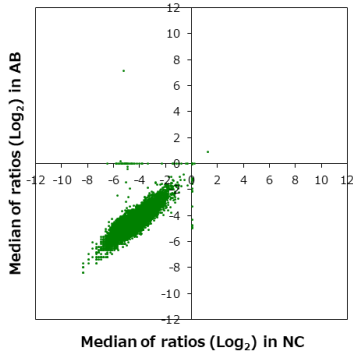


BSA	-	HA peptide	-	6xHis peptide	-	FLAG peptide	-	GST	-	MBP	-	Hemocyanin -KLH	-
-----	---	------------	---	---------------	---	--------------	---	-----	---	-----	---	-----------------	---

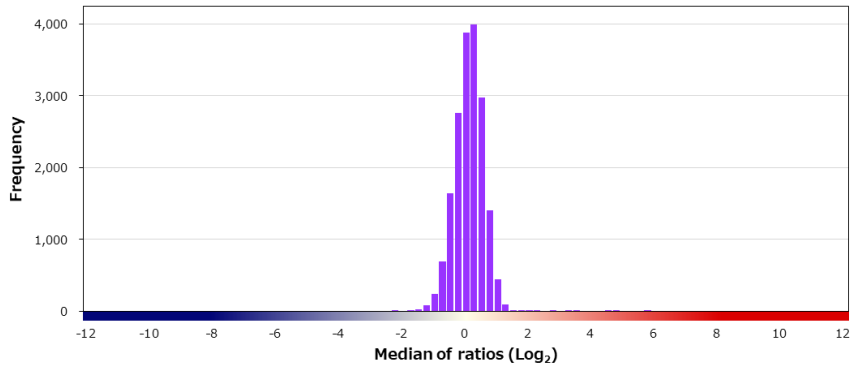
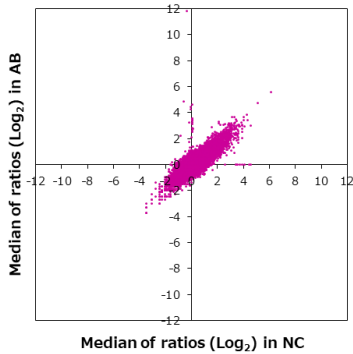
Supplier	Product code		Lot #
Roche	760-4523		V0001374
Host	Clonality	Isotype	Clone
Rabbit	Monoclonal	IgG	EPR3653
Applications			
<input type="checkbox"/> WB	<input type="checkbox"/> SW	<input type="checkbox"/> ELISA	<input type="checkbox"/> FCM
<input type="checkbox"/> ICC	<input type="checkbox"/> IF	<input checked="" type="checkbox"/> IHC	<input type="checkbox"/> IP
<input type="checkbox"/> B/N			
Note			

タンパク質マイクロアレイ (18K)

■ 測定値 (Raw データ) 分布

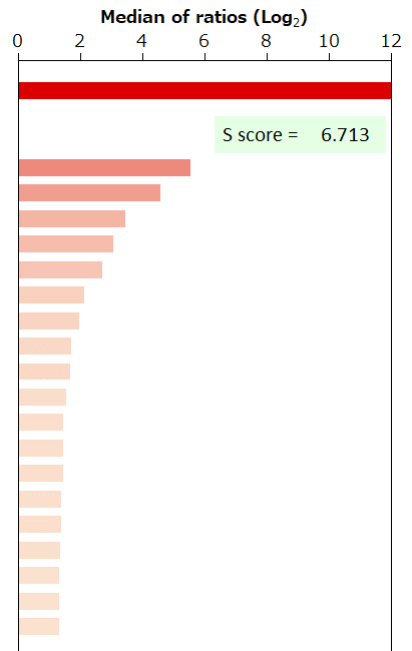


■ 補正值分布



■ 特異性検証

Rank	Gene	Protein	Score
On target			
1	CD14	NP_000582.1	12.258
Off target			
2	KRT20	NP_061883.1 (S129N)	5.545
3	ATF1	NP_005162.1	4.575
4	MIPOL1	NP_620059.1	3.452
5	SLC10A2	NP_000443.1	3.079
6	ZNF782	NP_001001662.1	2.702
7	MTRF1	O75570-2	2.123
8	CTTN	NP_001171669.1	1.965
9	SMIM12	NP_612437.3	1.720
10	ISCA2	NP_919255.2	1.702
11	PCGF5	NP_115749.2	1.546
12	FBXL8	NP_060848.2	1.459
13	ZNF684	NP_689586.3	1.458
14	DNAAF3	NP_001243643.1	1.452
15	ASGR1	NP_001662.1	1.412
16	TP53	NP_000537.3:p.Q192*	1.412
17	SYNC	NP_110413.2	1.377
18	TSPO	NP_000705.2 (T147A/R162H)	1.344
19	PICALM	NP_001008660.1	1.330
20	GALNT5	NP_055383.1	1.325

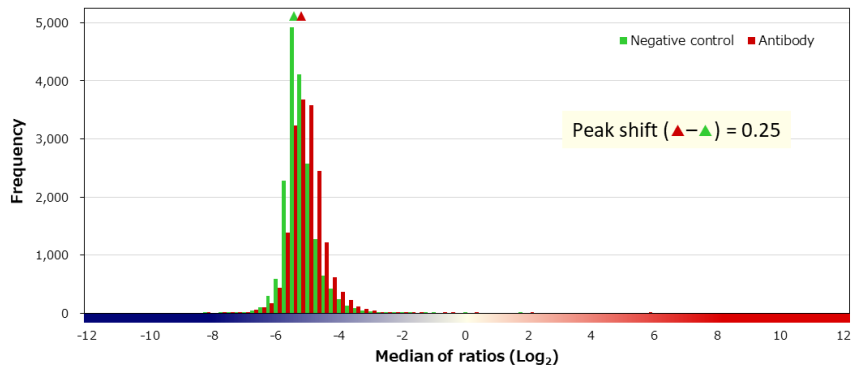
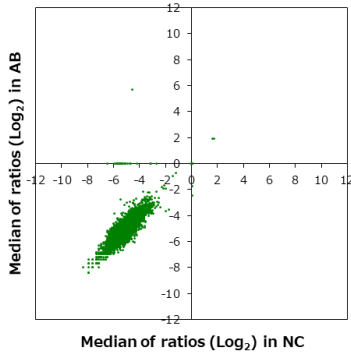


BSA	-	HA peptide	-	6xHis peptide	-	FLAG peptide	-	GST	-	MBP	-	Hemocyanin -KLH	-
-----	---	------------	---	---------------	---	--------------	---	-----	---	-----	---	-----------------	---

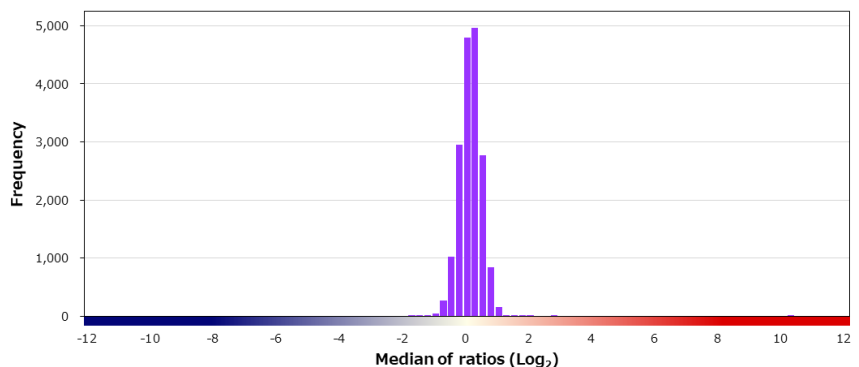
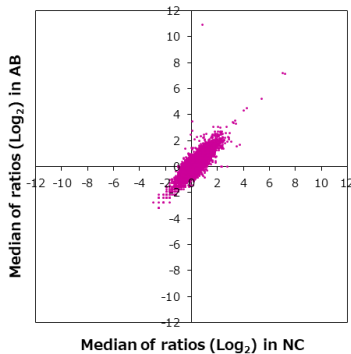
Supplier Leica	Product code NCL-L-CD19-163	Lot # 6073613
Host Mouse	Clonality Monoclonal	Isotype IgG2b
Applications <input type="checkbox"/> WB <input type="checkbox"/> SW <input type="checkbox"/> ELISA <input type="checkbox"/> FCM <input type="checkbox"/> ICC <input type="checkbox"/> IF <input checked="" type="checkbox"/> IHC <input type="checkbox"/> IP <input type="checkbox"/> B/N		
Note		

タンパク質マイクロアレイ (18K)

測定値 (Raw データ) 分布

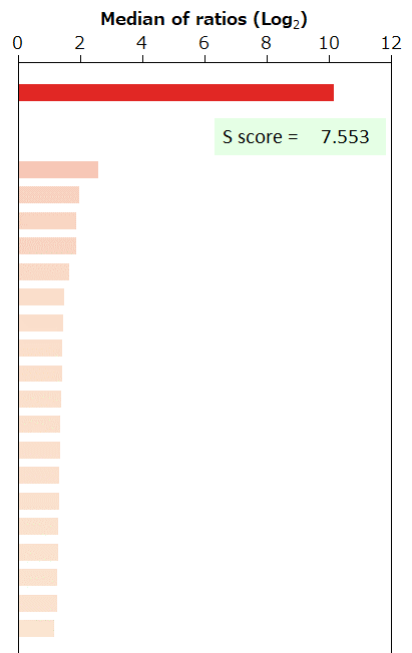


補正值分布



特異性検証

Rank	Gene	Protein	Score
On target			
1	CD19	NP_001171569.1 (L174V)	10.136
Off target			
2	CCNT2	NP_490595.1	2.583
3	ELK4	NP_001964.2	1.963
4	CXADR	NP_001329.1	1.891
5	NUDCD3	NP_056147.2	1.870
6	SNCB	NP_003076.1	1.659
7	RBMX	P38159-2	1.501
8	CXCL2	NP_002080.1	1.460
9	LMO1	NP_002306.1	1.437
10	TXLNB	NP_694967.3	1.436
11	KCTD20	NP_775833.2	1.385
12	CALHM2	NP_057000.2	1.379
13	CCDC82	NP_079001.2 (Q327R)	1.365
14	WDR70	NP_060504.1	1.347
15	RARS	NP_002878.2	1.330
16	CTSB	NP_001899.1	1.299
17	ALB	NP_000468.1	1.293
18	EGFR	NP_005219.2;p.[E746_A750del;ELREA;T785M;C792S;L853R]	1.273
19	DNAJB3	NP_001001394.1	1.264
20	GPC6	NP_005699.1 (V412M)	1.176

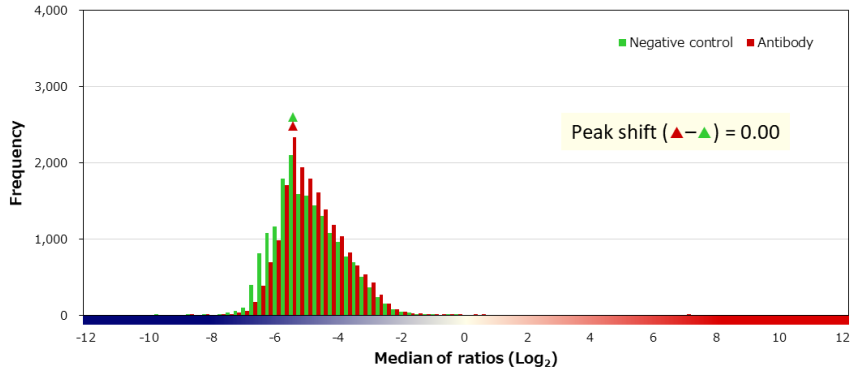
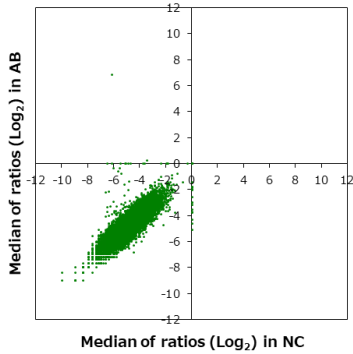


BSA	-	HA peptide	-	6xHis peptide	-	FLAG peptide	-	GST	-	MBP	-	Hemocyanin -KLH	-
-----	---	------------	---	---------------	---	--------------	---	-----	---	-----	---	-----------------	---

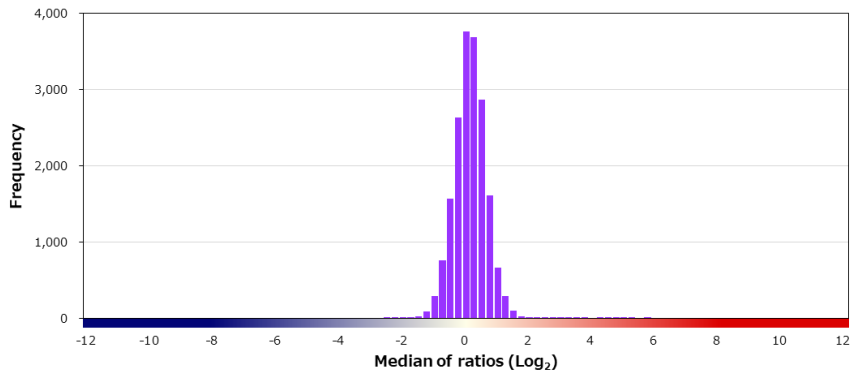
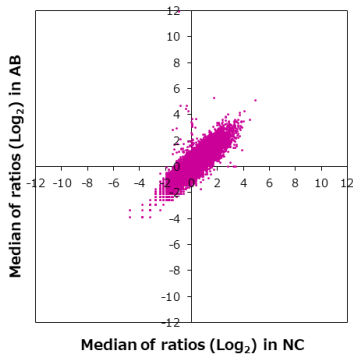
Supplier Abcam	Product code ab81289	Lot # GR201207-42
Host Rabbit	Clonality Monoclonal	Isotype IgG
Applications <input checked="" type="checkbox"/> WB <input type="checkbox"/> SW <input type="checkbox"/> ELISA <input checked="" type="checkbox"/> FCM <input checked="" type="checkbox"/> ICC <input checked="" type="checkbox"/> IF <input checked="" type="checkbox"/> IHC <input checked="" type="checkbox"/> IP <input type="checkbox"/> B/N		
Note		

タンパク質マイクロアレイ (18K)

■ 測定値 (Raw データ) 分布

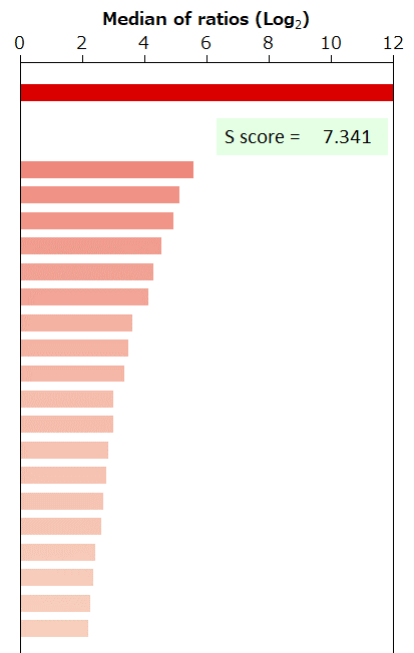


■ 補正值分布



■ 特異性検証

Rank	Gene	Protein	Score
On target			
1	CD34	NP_001020280.1	12.915
Off target			
2	SNX17	NP_055563.1	5.574
3	CALU	NP_001186600.1	5.119
4	AIF1	NP_116573.1	4.948
5	SYPL1	NP_006745.1	4.545
6	ZBTB8OS	NP_848642.1	4.308
7	WWTR1	NP_056287.1	4.148
8	CENPT	Q96BT3-2	3.606
9	PDXK	NP_003672.1	3.475
10	CALU	NP_001210.1 (D250G/E252V)	3.352
11	SFXN5	NP_653180.1	3.022
12	PSMA5	NP_002781.2	3.008
13	SLC22A11	NP_001294914.1	2.839
14	COIL	NP_004636.1	2.768
15	TMEM98	NP_056359.2	2.689
16	TP53	NP_001119588.1:p.E126K	2.626
17	GJA9	NP_110399.2	2.442
18	FOXRED1	NP_060017.1	2.370
19	RAB11A	NP_004654.1	2.274
20	CTNNA1	NP_001895.1	2.203

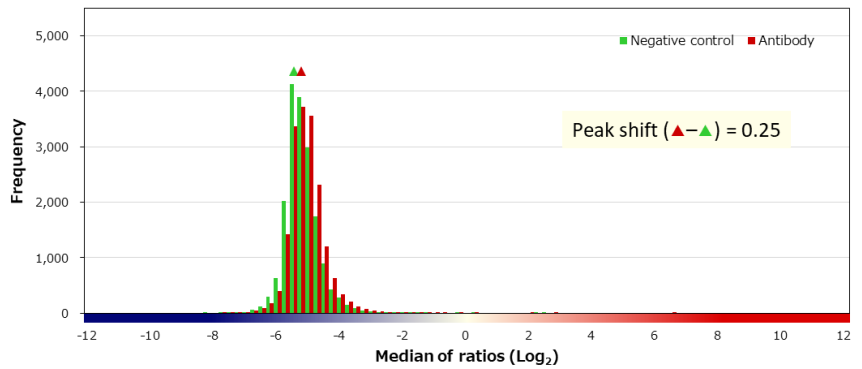
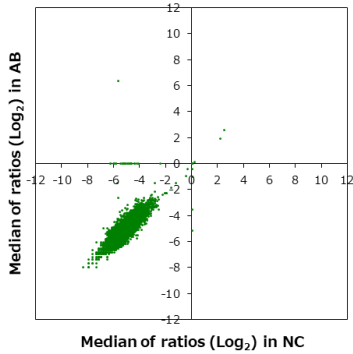


BSA	-	HA peptide	-	6xHis peptide	-	FLAG peptide	-	GST	-	MBP	-	Hemocyanin -KLH	-
-----	---	------------	---	---------------	---	--------------	---	-----	---	-----	---	-----------------	---

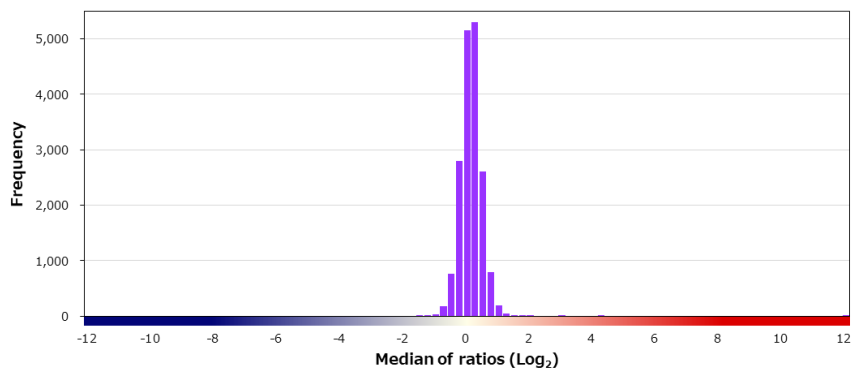
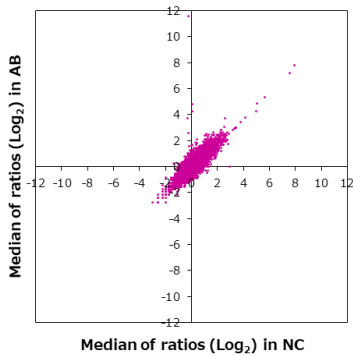
Supplier	Product code		Lot #
Leica	NCL-L-CD38-290		6068662
Host	Clonality	Isotype	Clone
Mouse	Monoclonal	IgG1	SPC32
Applications			
<input type="checkbox"/> WB	<input type="checkbox"/> SW	<input type="checkbox"/> ELISA	<input type="checkbox"/> FCM
<input type="checkbox"/> ICC	<input type="checkbox"/> IF	<input checked="" type="checkbox"/> IHC	<input type="checkbox"/> IP
<input type="checkbox"/> B/N			
Note			

タンパク質マイクロアレイ (18K)

■ 測定値 (Raw データ) 分布

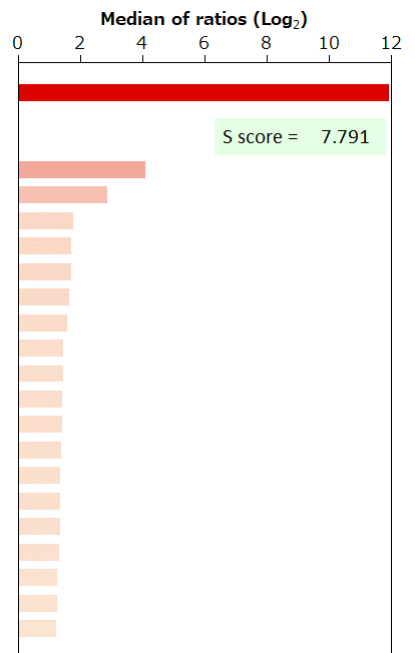


■ 補正值分布



■ 特異性検証

Rank	Gene	Protein	Score
On target			
1	CD38	NP_001766.2	11.908
Off target			
2	TBX6	NP_004599.2	4.117
3	SFTA3	NP_001094811.1	2.894
4	MX2	NP_002454.1	1.778
5	ZDHHC22	NP_777636.2	1.715
6	TK2	NP_004605.4	1.705
7	FAM13C	NP_937858.2 (P82H)	1.657
8	ASB16-AS1	Q495Z4 (S32R/C114R)	1.597
9	ATG13	NP_055556.2	1.460
10	ERRFI1	NP_061821.1	1.448
11	KIF20B	Q96Q89-5 (K341E)	1.442
12	ORC5	NP_002544.1	1.425
13	SFTPFB	P07988	1.392
14	TJP3	NP_001254490.1	1.377
15	RPL39L	NP_443201.1	1.365
16	KIF23	NP_004847.2	1.357
17	NRF1	NP_005002.3	1.318
18	MSANTD1	NP_001036155.1	1.280
19	SNX21	NP_001036098.1	1.276
20	TMEM132A	NP_060340.2 (A970V)	1.244

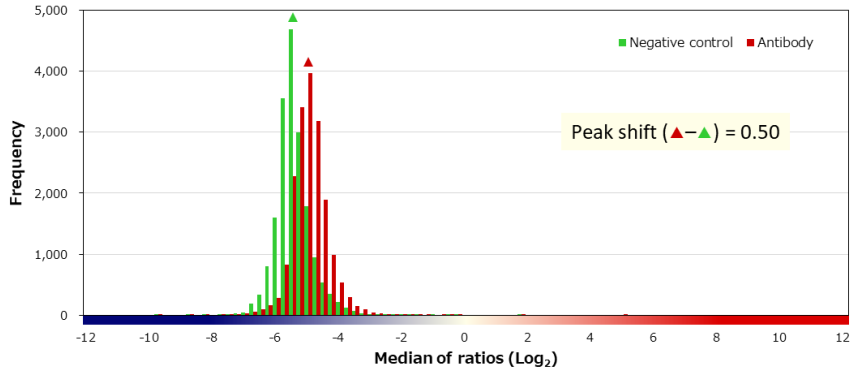
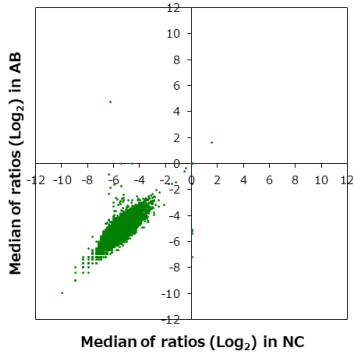


BSA	-	HA peptide	-	6xHis peptide	-	FLAG peptide	-	GST	-	MBP	-	Hemocyanin -KLH	-
-----	---	------------	---	---------------	---	--------------	---	-----	---	-----	---	-----------------	---

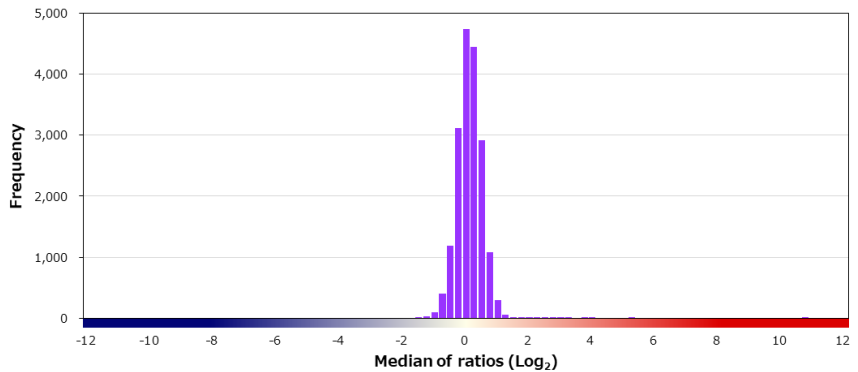
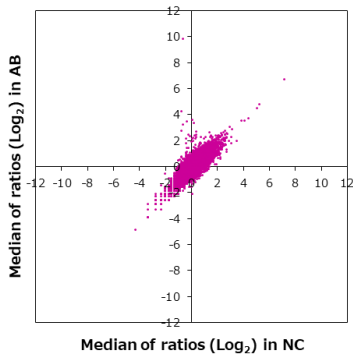
Supplier CDI Laboratories		Product code P25942-MSM3-P1	Lot # 958-3P200404
Host Mouse	Clonality Monoclonal	Isotype IgG2b, kappa	Clone C40/2383
Applications <input type="checkbox"/> WB <input type="checkbox"/> SW <input type="checkbox"/> ELISA <input checked="" type="checkbox"/> FCM <input type="checkbox"/> ICC <input type="checkbox"/> IF <input checked="" type="checkbox"/> IHC <input type="checkbox"/> IP <input type="checkbox"/> B/N			
Note			

タンパク質マイクロアレイ (18K)

■ 測定値 (Raw データ) 分布

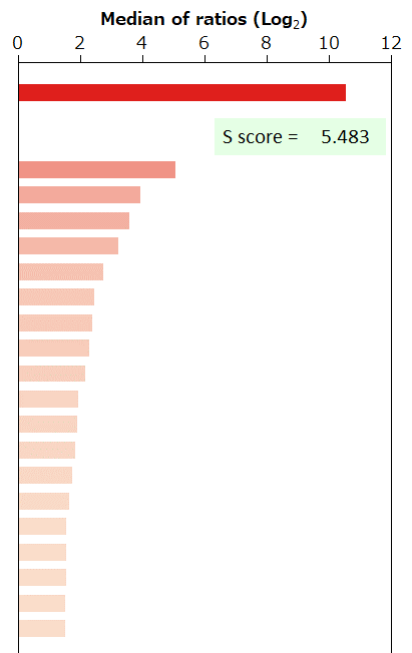


■ 補正值分布



■ 特異性検証

Rank	Gene	Protein	Score
On target			
1	CD40	NP_001241.1	10.541
Off target			
2	CCDC174	NP_057558.3	5.058
3	BAD	NP_004313.1	3.948
4	P4HTM	NP_808807.2	3.587
5	NME2	NP_002503.1	3.248
6	AKT1	NP_005154.2:p.L52R	2.757
7	PTGR1	NP_001139581.1 (A27S)	2.466
8	DAZAP2	NP_055579.1	2.398
9	CD3E	NP_000724.1	2.307
10	KRT14	NP_000517.2	2.180
11	NRTN	NP_004549.1	1.936
12	NME1-NME2	NP_001018146.1	1.912
13	MTMR12	NP_001281273.1	1.836
14	SOX14	NP_004180.1	1.748
15	PDIA2	NP_006840.2	1.639
16	SOX2	NP_003097.1	1.573
17	GPCPD1	NP_062539.1	1.549
17	IFI35	NP_005524.2 (M128V)	1.549
19	HSPB9	NP_149971.1	1.538
19	ASTN2	NP_937831.1	1.538

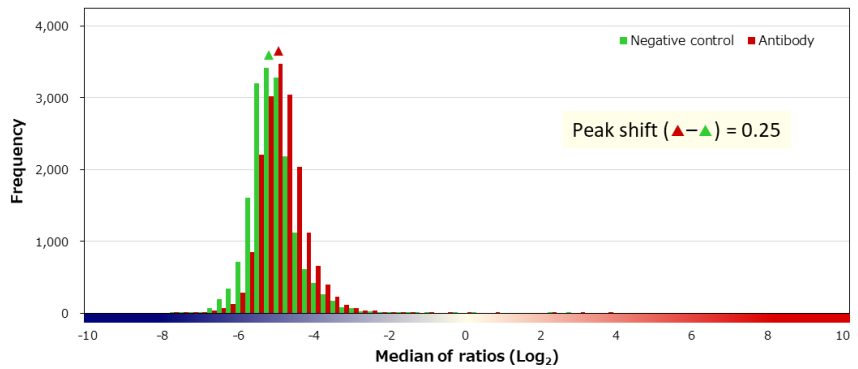
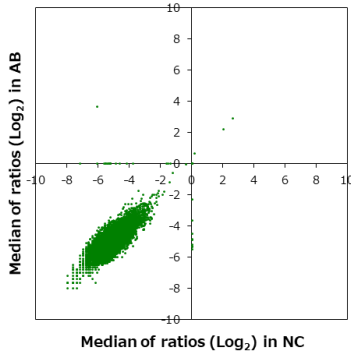


BSA	-	HA peptide	-	6xHis peptide	-	FLAG peptide	-	GST	-	MBP	-	Hemocyanin -KLH	-
-----	---	------------	---	---------------	---	--------------	---	-----	---	-----	---	-----------------	---

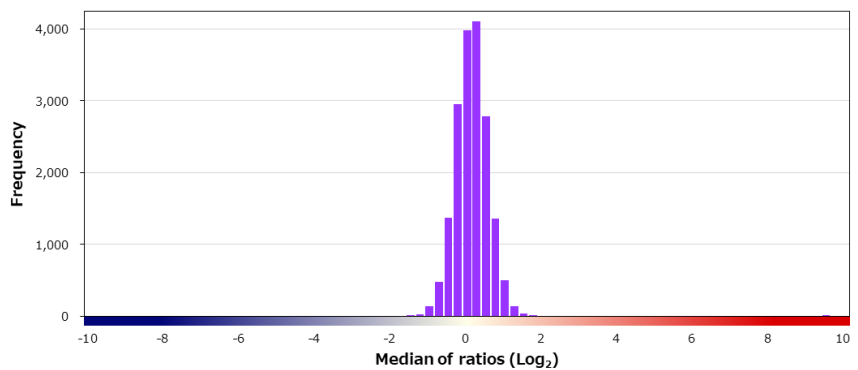
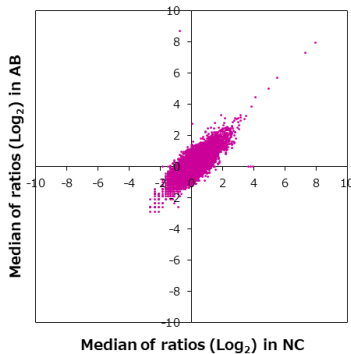
Supplier Leica	Product code NCL-L-CD79b	Lot # 6072325
Host Mouse	Clonality Monoclonal	Isotype IgG1
Applications <input type="checkbox"/> WB <input type="checkbox"/> SW <input type="checkbox"/> ELISA <input type="checkbox"/> FCM <input type="checkbox"/> ICC <input type="checkbox"/> IF <input checked="" type="checkbox"/> IHC <input type="checkbox"/> IP <input type="checkbox"/> B/N		
Note		

タンパク質マイクロアレイ (18K)

■ 測定値 (Raw データ) 分布

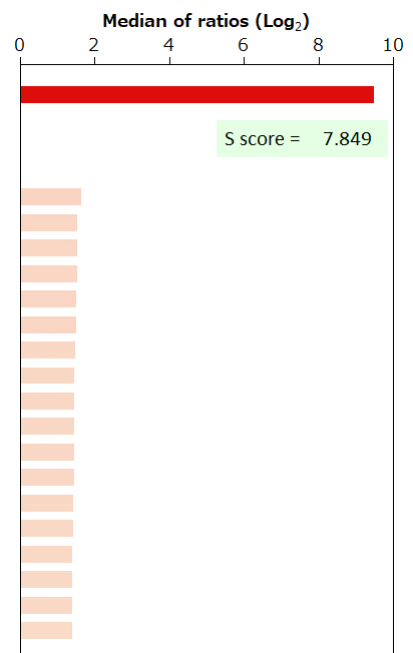


■ 補正值分布



■ 特異性検証

Rank	Gene	Protein	Score
On target			
1	CD79B	NP_000617.1	9.493
Off target			
-	CD79A	NP_001774.1	0.027
2	SEPT10	NP_653311.1	1.644
3	HRAS	NP_005334.1:p.G12S	1.551
4	PABPC3	NP_112241.2	1.543
5	LRPPRC	NP_573566.2	1.539
6	LOC400499	Q6ZTK2	1.523
7	NABP1	XP_016860211.1	1.523
8	ANKFY1	NP_057460.3	1.474
9	DLC1	NP_872584.2 (N255D)	1.469
10	CHRM5	NP_036257.1	1.464
11	TP53	NP_001119588.1:p.Q199*	1.455
11	AMN	NP_112205.2	1.455
13	ADAT2	NP_872309.2	1.450
14	PRRG2	NP_000942.1 (G116C)	1.438
15	CNOT4	NP_037448.2	1.429
16	FLYWCH1	Q4VC44-5	1.418
17	NR2C1	NP_001027458.1	1.410
18	HOXC6	NP_710160.1	1.405
19	SLC25A47	NP_997000.2	1.397

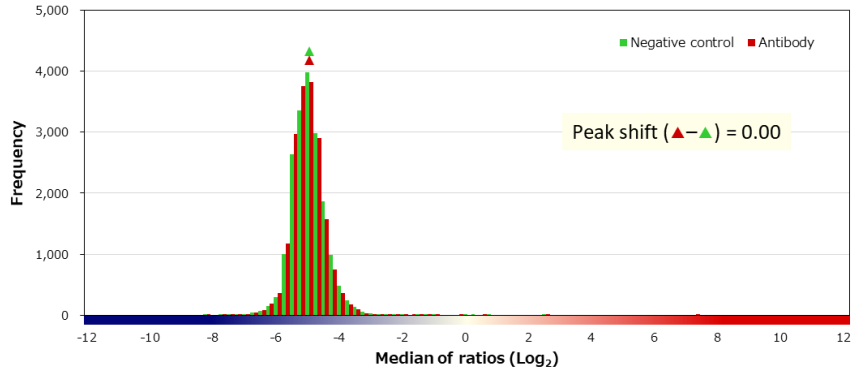
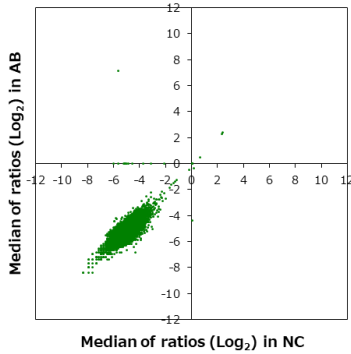


BSA	-	HA peptide	-	6xHis peptide	-	FLAG peptide	-	GST	-	MBP	-	Hemocyanin -KLH	-
-----	---	------------	---	---------------	---	--------------	---	-----	---	-----	---	-----------------	---

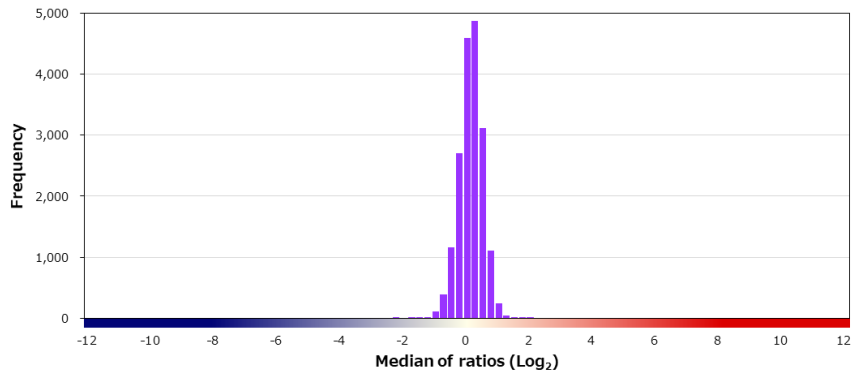
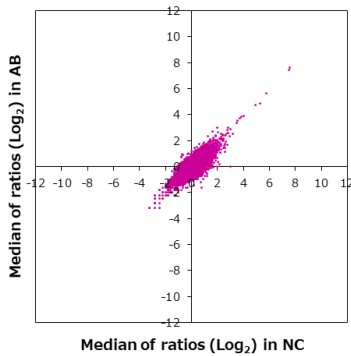
Supplier Leica	Product code NCL-L-LANGERIN	Lot # 6068676
Host Mouse	Clonality Monoclonal	Isotype IgG2b, kappa
Applications <input type="checkbox"/> WB <input type="checkbox"/> SW <input type="checkbox"/> ELISA <input type="checkbox"/> FCM <input type="checkbox"/> ICC <input type="checkbox"/> IF <input checked="" type="checkbox"/> IHC <input type="checkbox"/> IP <input type="checkbox"/> B/N		
Note		

タンパク質マイクロアレイ (18K)

■ 測定値 (Raw データ) 分布

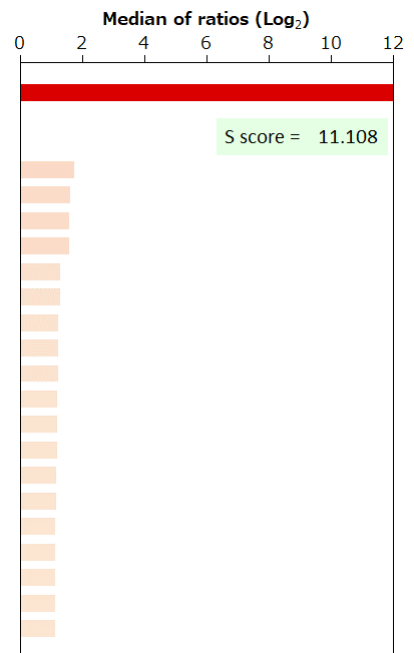


■ 補正值分布



■ 特異性検証

Rank	Gene	Protein	Score
On target			
1	CD207	NP_056532.4 (V278A)	12.866
Off target			
2	PDLIM4	NP_003678.2	1.758
3	C1orf115	NP_078985.3	1.618
4	TP53	NP_001119586.1:p.R280T	1.594
5	BRSK2	NP_001243559.1	1.587
6	HINT3	NP_612638.3 (G36A)	1.312
7	GHRH	NP_066567.1	1.295
8	PPFIBP1	NP_001185845.1	1.234
9	UNK	NP_001073888.2	1.229
10	TSNAX	NP_005990.1	1.221
11	ANKHD1	NP_078944.2	1.201
12	SFT2D1	NP_660152.1	1.201
13	CAT	NP_001743.1	1.189
14	CMC2	NP_064573.1	1.179
15	SPARCL1	NP_001278905.1	1.177
16	PRR35	NP_660313.1	1.151
17	CIITA	NP_001273331.1 (Q901R)	1.138
18	LINC00471	Q8N535	1.134
19	CNOT9	NP_005435.1 (I294V)	1.128
19	C1orf122	NP_940848.2	1.128

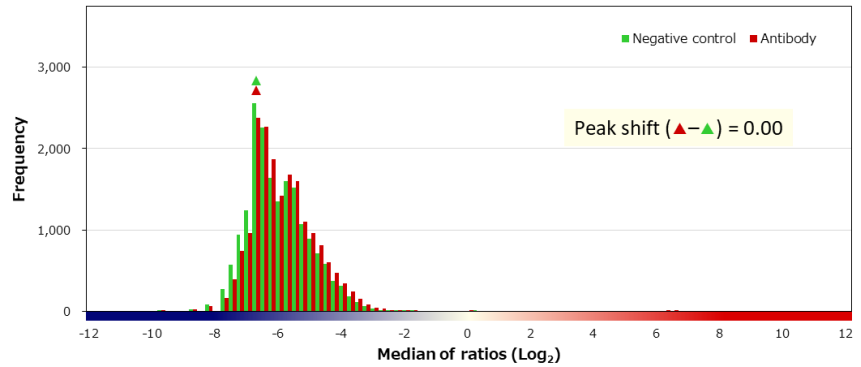
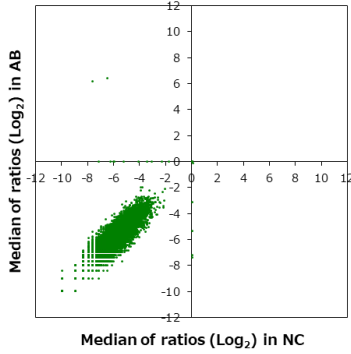


BSA	-	HA peptide	-	6xHis peptide	-	FLAG peptide	-	GST	-	MBP	-	Hemocyanin -KLH	-
-----	---	------------	---	---------------	---	--------------	---	-----	---	-----	---	-----------------	---

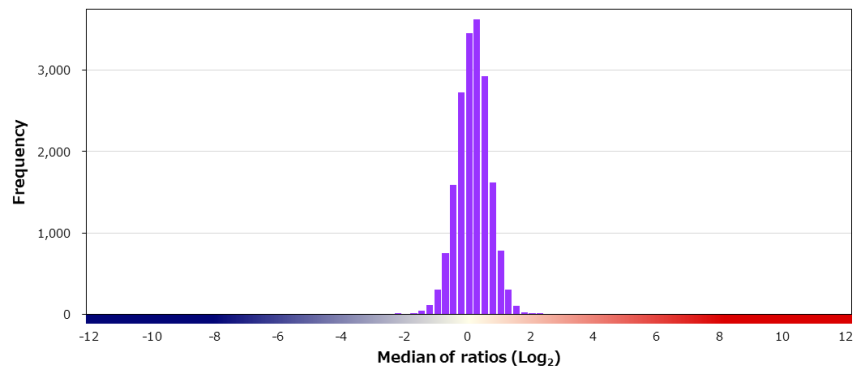
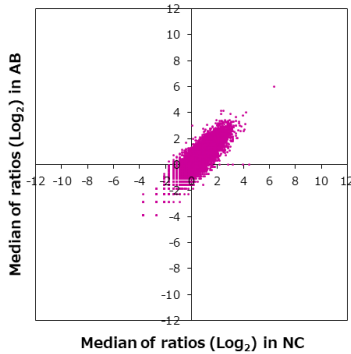
Supplier Cell Signaling Technology		Product code 29122S	Lot # 1
Host Mouse	Clonality Monoclonal	Isotype IgG1	Clone 405.9A11
Applications <input checked="" type="checkbox"/> WB <input type="checkbox"/> SW <input type="checkbox"/> ELISA <input type="checkbox"/> FCM <input type="checkbox"/> ICC <input type="checkbox"/> IF <input checked="" type="checkbox"/> IHC <input type="checkbox"/> IP <input type="checkbox"/> B/N			
Note			

タンパク質マイクロアレイ (18K)

■ 測定値 (Raw データ) 分布

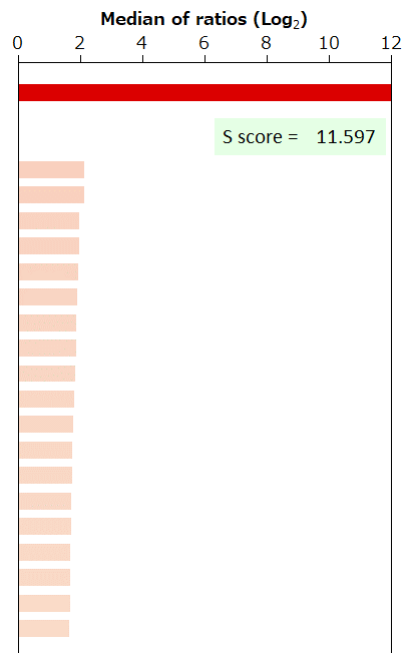


■ 補正值分布



■ 特異性検証

Rank	Gene	Protein	Score
On target			
1	CD274	NP_054862.1	13.750
Off target			
2	USP30	NP_116052.2	2.153
3	NIPSNAP1	NP_003625.2	2.122
4	TPPP2	NP_776245.2 (R133L)	1.977
5	SEC62	NP_003253.1	1.963
6	MED15	NP_001003891.1	1.940
7	TXNDC11	NP_056998.4	1.925
8	PDZD3	Q86UT5-4	1.890
9	TMEM215	NP_997723.2	1.867
10	SYAP1	NP_116185.2	1.862
11	HLA-DQB2	NP_001185787.1 (R157Q)	1.816
12	ACVRL1	NP_000011.2	1.783
13	RPUSD1	NP_478072.1	1.764
14	SH2D4B	NP_001139191.1	1.748
15	DGAT1	NP_036211.2	1.726
16	RBM6	NP_001161054.1	1.720
17	TBCCD1	NP_060608.1	1.697
17	CSTF1	NP_001315.1	1.697
19	NSMCE1	NP_659547.2 (N47S)	1.674
20	LIPC	NP_000227.2 (F356L)	1.655

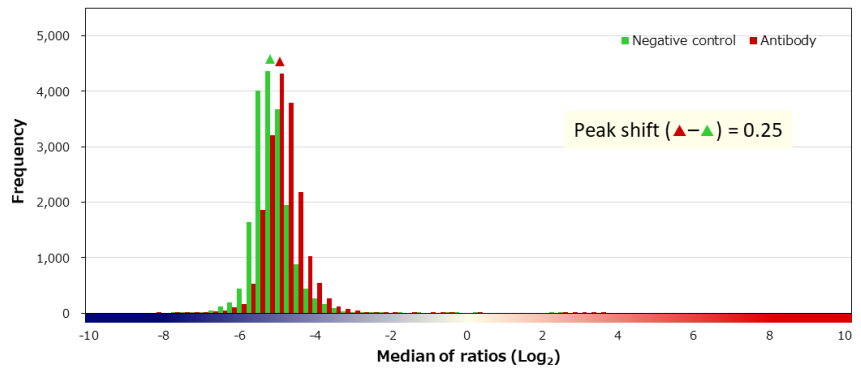
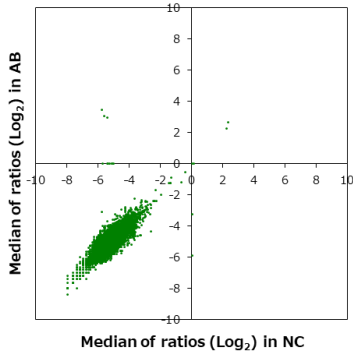


BSA	-	HA peptide	-	6xHis peptide	-	FLAG peptide	-	GST	-	MBP	-	Hemocyanin -KLH	-
-----	---	------------	---	---------------	---	--------------	---	-----	---	-----	---	-----------------	---

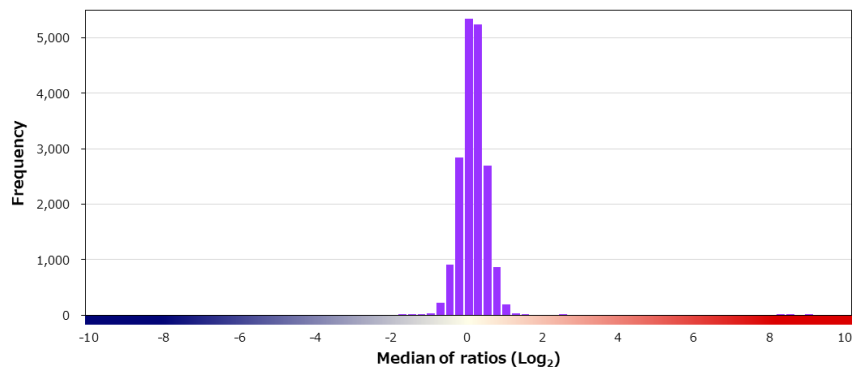
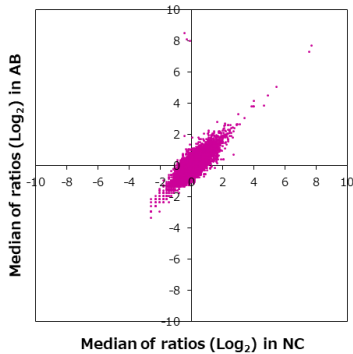
Supplier ニチレイバイオサイエンス		Product code 418031	Lot # H1604
Host Mouse	Clonality Monoclonal	Isotype IgG1, kappa	Clone NCH-38
Applications <input type="checkbox"/> WB <input type="checkbox"/> SW <input type="checkbox"/> ELISA <input type="checkbox"/> FCM <input type="checkbox"/> ICC <input type="checkbox"/> IF <input checked="" type="checkbox"/> IHC <input type="checkbox"/> IP <input type="checkbox"/> B/N			
Note			

タンパク質マイクロアレイ (18K)

■ 測定値 (Raw データ) 分布

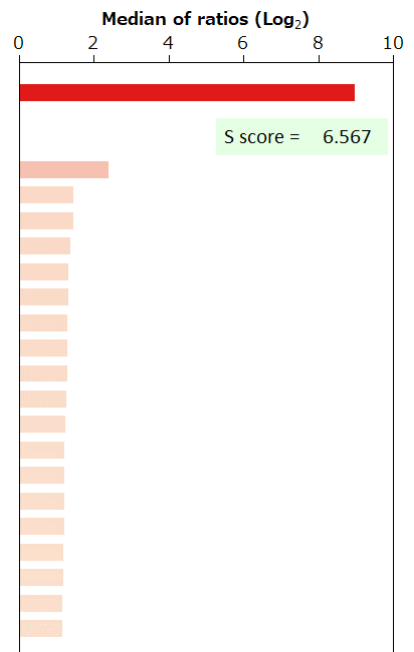


■ 補正值分布



■ 特異性検証

Rank	Gene	Protein	Score
On target			
1	CDH1	NP_004351.1	8.975
Off target			
2	SPATA22	NP_115987.2 (V148M/I160T)	2.408
3	SIPA1L2	Q9P2F8-2	1.464
4	AP2A2	O94973-3	1.450
5	ZNF75D	NP_009062.2	1.390
6	EFHC1	NP_060570.2	1.333
7	TLE4	NP_001269678.1	1.328
8	STARD10	NP_006636.2	1.305
8	KDM3B	Q7LBC6-3	1.305
10	CYTH4	NP_037517.1	1.305
11	CHEK2	NP_009125.1	1.277
12	IL22RA1	NP_067081.2 (R518G)	1.256
13	EDN3	NP_996917.1	1.218
14	XPR1	NP_001129141.1	1.211
15	GPHN	NP_065857.1	1.210
16	WDR53	NP_872433.1	1.206
17	RPL6	NP_000961.2	1.187
18	TP53	NP_001119589.1:p.G113D	1.183
19	SRRM1	NP_001290377.1	1.174
20	OLFM1	NP_001269541.1 (N100T)	1.171

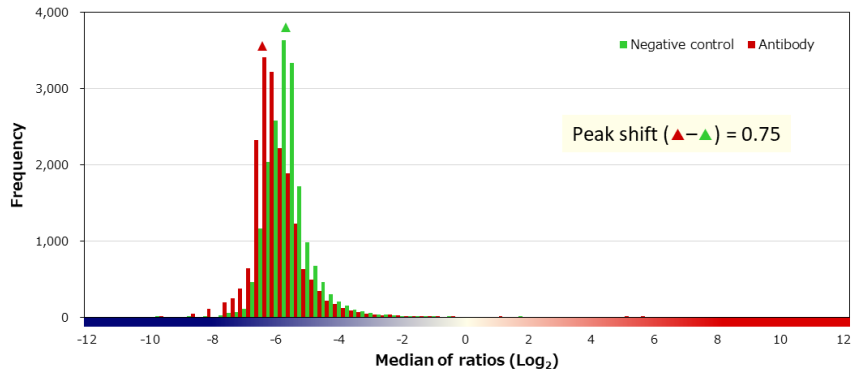
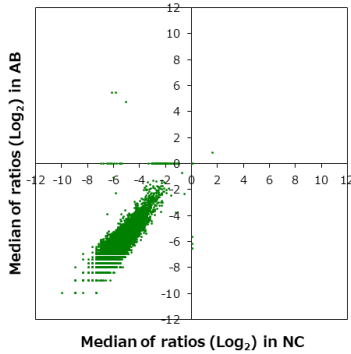


BSA	-	HA peptide	-	6xHis peptide	-	FLAG peptide	-	GST	-	MBP	-	Hemocyanin -KLH	-
-----	---	------------	---	---------------	---	--------------	---	-----	---	-----	---	-----------------	---

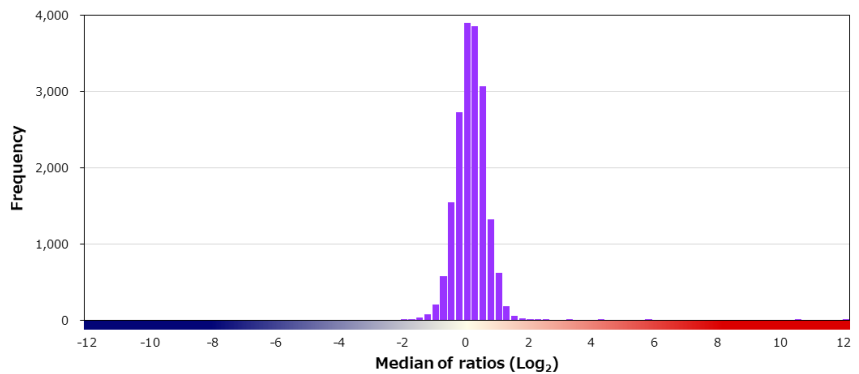
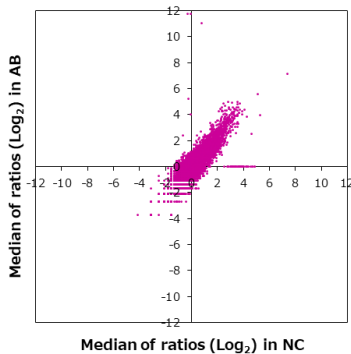
Supplier	Product code		Lot #
Roche	790-4497		F19015
Host	Clonality	Isotype	Clone
Mouse	Monoclonal	IgG2a, kappa	36
Applications			
<input type="checkbox"/> WB	<input type="checkbox"/> SW	<input type="checkbox"/> ELISA	<input type="checkbox"/> FCM
<input type="checkbox"/> ICC	<input type="checkbox"/> IF	<input checked="" type="checkbox"/> IHC	<input type="checkbox"/> IP
<input type="checkbox"/> B/N			
Note			

タンパク質マイクロアレイ (18K)

■ 測定値 (Raw データ) 分布

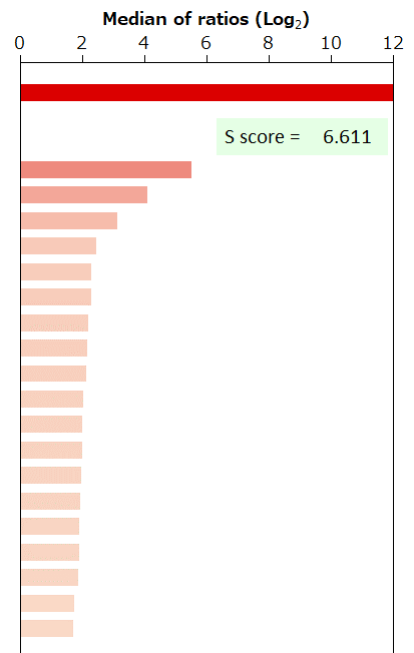


■ 補正值分布



■ 特異性検証

Rank	Gene	Protein	Score
On target			
1	CDH1	NP_004351.1	12.113
Off target			
2	CDH3	NP_001784.2 (Q563H)	5.502
3	CDC42EP2	NP_006770.1	4.090
4	PPP1R21	NP_001129101.1	3.133
5	LINC01590	Q5TEZ4	2.445
6	RMI1	NP_079221.2 (N455S)	2.308
7	PURA	NP_005850.1	2.296
8	OSTF1	NP_036515.4 (L159F)	2.194
9	AP1G1	NP_001025178.1	2.166
10	USP19	NP_001186089.1	2.135
11	KLHL22	NP_116164.2	2.048
12	MAPK8IP1	NP_005447.1	2.019
13	PJA1	NP_660095.1	2.001
14	TSG101	NP_006283.1	1.990
15	AMOTL2	NP_001265612.1	1.951
16	C16orf86	NP_001013002.2	1.928
17	SYT4	NP_065834.1	1.899
18	SPRR2F	NP_001014450.1	1.872
19	STIM2	NP_001162589.1	1.764
20	BIVM	NP_060163.2	1.735

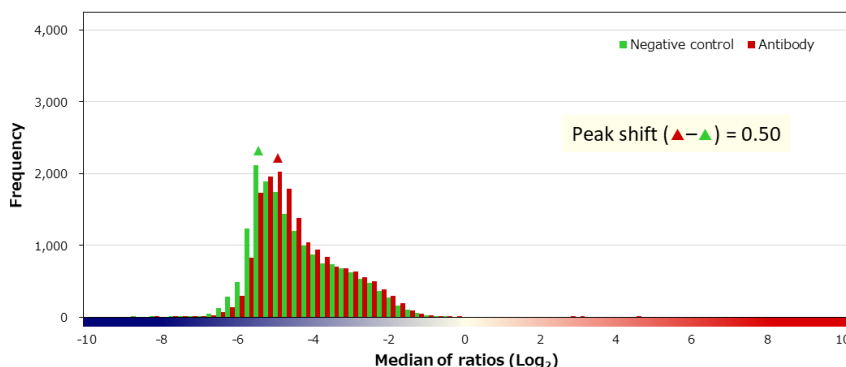
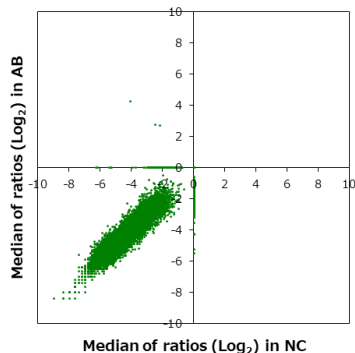


BSA	-	HA peptide	-	6xHis peptide	-	FLAG peptide	-	GST	-	MBP	-	Hemocyanin -KLH	-
-----	---	------------	---	---------------	---	--------------	---	-----	---	-----	---	-----------------	---

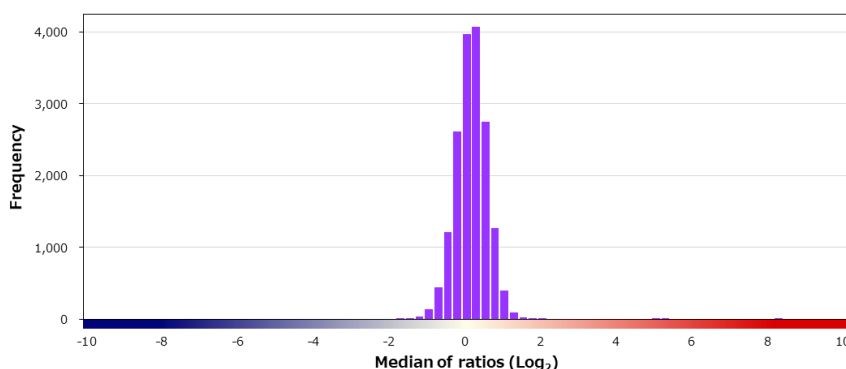
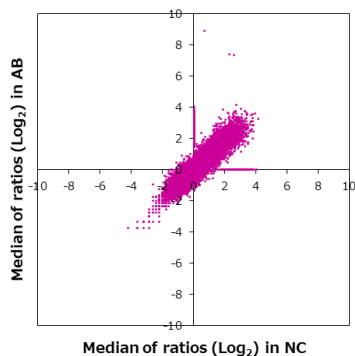
Supplier Biocare Medical		Product code ACR3012A	Lot # 32017
Host Rabbit	Clonality Monoclonal	Isotype IgG	Clone EP6
Applications <input type="checkbox"/> WB <input type="checkbox"/> SW <input type="checkbox"/> ELISA <input type="checkbox"/> FCM <input type="checkbox"/> ICC <input type="checkbox"/> IF <input checked="" type="checkbox"/> IHC <input type="checkbox"/> IP <input type="checkbox"/> B/N			
Note			

タンパク質マイクロアレイ (18K)

測定値 (Raw データ) 分布

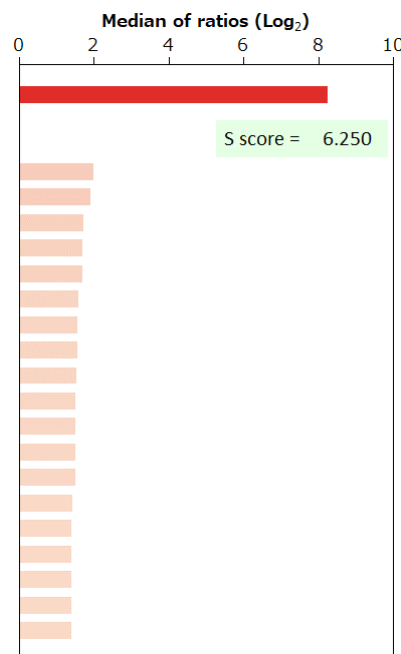


補正值分布



特異性検証

Rank	Gene	Protein	Score
On target			
1	CDH1	NP_004351.1	8.237
Off target			
2	SF3B2	NP_006833.2	1.987
3	CECR5	NP_149061.1	1.928
4	DVL1	NP_004412.2	1.736
5	MRPS23	NP_057154.2	1.707
6	LIPT2	NP_001138341.1	1.688
7	LRRC43	Q8N309-3 (Q127K)	1.593
8	SPANXD	NP_115793.1 (F59V/V68L/K74E)	1.563
9	RBMS3	NP_001171182.1	1.555
10	REEP2	NP_001258732.1	1.532
11	SLC25A16	NP_689920.1	1.521
12	DNAJB14	NP_001026893.1	1.516
13	MAN1B1	NP_057303.2	1.511
14	TNFRSF21	NP_055267.1	1.507
15	THAP2	NP_113623.1	1.428
16	ADM5	NP_001094810.1	1.414
17	PLS1	NP_002661.2	1.414
18	HELB	NP_387467.2 (P966L/T980I)	1.407
19	SYTL4	NP_542775.2 (I420V)	1.405
20	SAFB2	Q14151-2	1.403

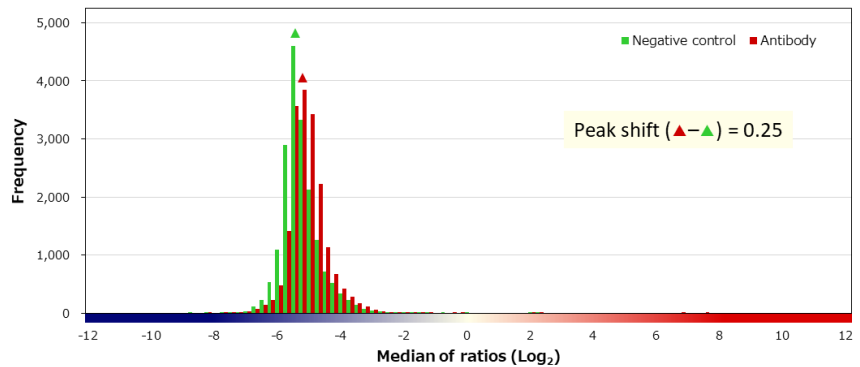
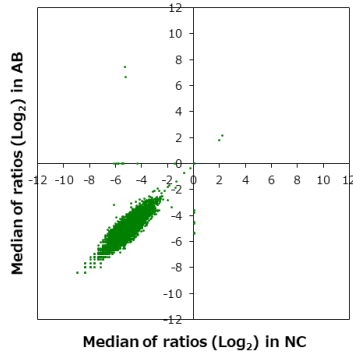


BSA	-	HA peptide	-	6xHis peptide	-	FLAG peptide	-
-----	---	------------	---	---------------	---	--------------	---

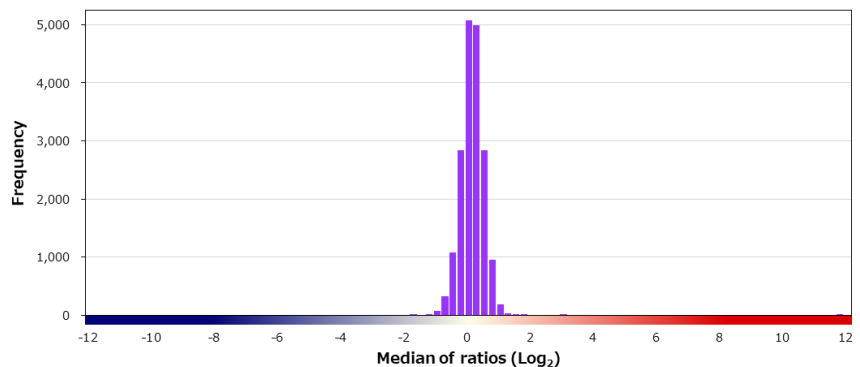
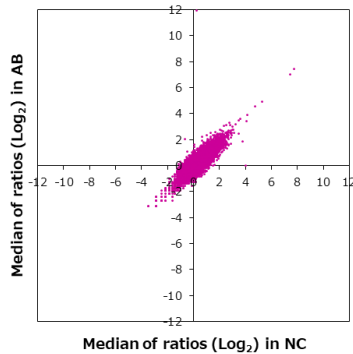
Supplier	Leica		Product code	NCL-L-WAF-1	Lot #	6070171	
Host	Mouse	Clonality	Monoclonal	Isotype	IgG1	Clone	4D10
Applications	<input type="checkbox"/> WB <input type="checkbox"/> SW <input type="checkbox"/> ELISA <input type="checkbox"/> FCM <input type="checkbox"/> ICC <input type="checkbox"/> IF <input checked="" type="checkbox"/> IHC <input type="checkbox"/> IP <input type="checkbox"/> B/N						
Note							

タンパク質マイクロアレイ (18K)

■ 測定値 (Raw データ) 分布

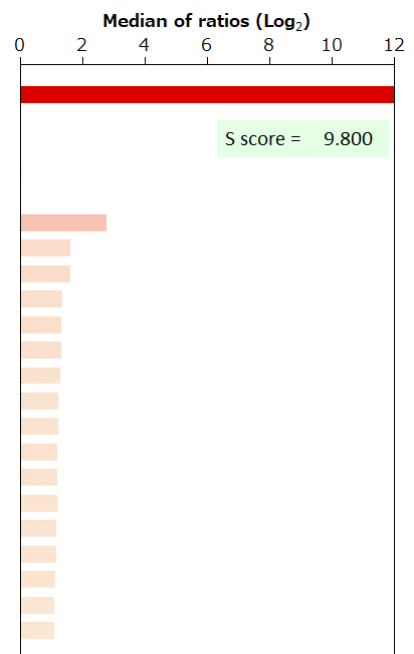


■ 補正值分布



■ 特異性検証

Rank	Gene	Protein	Score
On target			
1	CDKN1A	NP_000380.1	12.571
Off target			
-	CDKN1C	NP_000067.1	0.132
-	CDKN1B	NP_004055.1	-0.283
2	C2orf49	NP_076998.1 (G185D)	2.771
3	S100A2	NP_005969.1	1.617
4	DNAJA4	NP_001123654.1	1.609
5	ONECUT1	NP_004489.1	1.369
6	ARIH1	NP_005735.2	1.347
7	RAP2B	NP_002877.2	1.320
8	TP53	NP_001119590.1:p.E247K	1.299
9	FAM32A	NP_054796.1	1.235
10	PSD2	NP_115665.1	1.222
11	UTP18	NP_057085.2	1.220
12	DROSHA	NP_037367.3	1.207
13	ZNF703	NP_079345.1	1.190
14	PDZD7	NP_079171.1	1.183
15	PDIA2	NP_006840.2	1.167
16	COX19	NP_001026788.1	1.147
17	SCPEP1	NP_067639.1	1.106
17	TCEA2	NP_003186.1	1.106

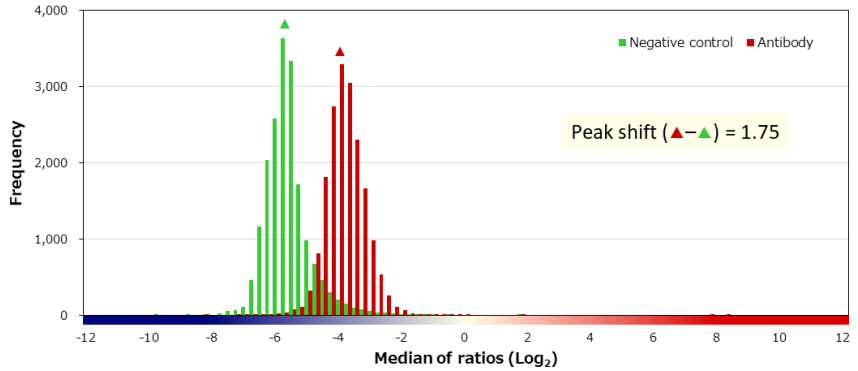
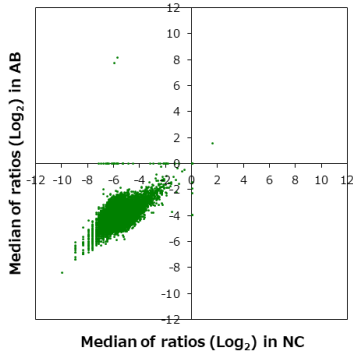


BSA	-	HA peptide	-	6xHis peptide	-	FLAG peptide	-	GST	-	MBP	-	Hemocyanin -KLH	-
-----	---	------------	---	---------------	---	--------------	---	-----	---	-----	---	-----------------	---

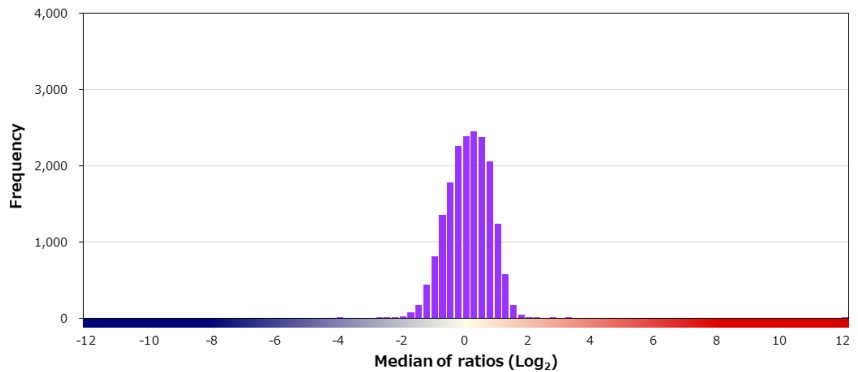
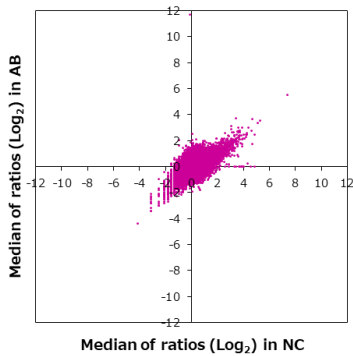
Supplier	Roche		Product code	760-4453		Lot #	V0001757	
Host	Mouse		Clonality	Monoclonal		Isotype	IgG2a	
Applications	<input type="checkbox"/> WB	<input type="checkbox"/> SW	<input type="checkbox"/> ELISA	<input type="checkbox"/> FCM	<input type="checkbox"/> ICC	<input type="checkbox"/> IF	<input checked="" type="checkbox"/> IHC	<input type="checkbox"/> IP <input type="checkbox"/> B/N
Note								

タンパク質マイクロアレイ (18K)

■ 測定値 (Raw データ) 分布

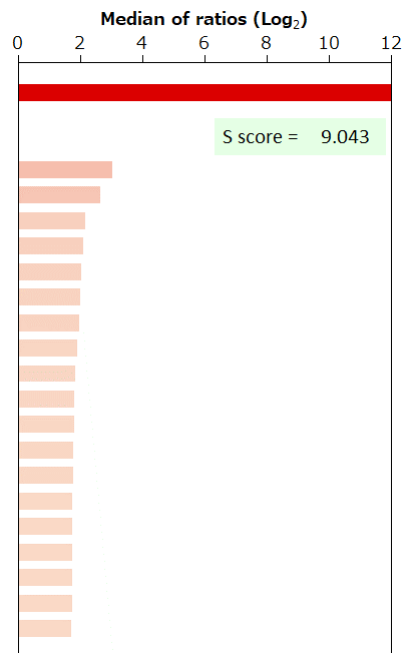


■ 補正值分布



■ 特異性検証

Rank	Gene	Protein	Score
On target			
1	CDKN1A	NP_000380.1	12.082
Off target			
2	REEP2	NP_001258732.1	3.039
3	RSL1D1	O76021-2	2.647
4	JSRP1	NP_653217.1	2.181
5	REEP3	NP_001001330.1	2.110
6	H1FOO	NP_001295191.1	2.042
7	CCDC43	NP_653210.2	2.003
8	FAM32A	NP_054796.1	1.976
9	MYL12B	NP_291024.1	1.897
10	C1orf131	NP_689592.2 (L28V)	1.834
11	MRPS33	NP_057155.1	1.830
12	EBAG9	NP_004206.1	1.805
13	H1FX	NP_006017.1	1.797
14	SPTSSA	NP_612145.2	1.792
15	LMOD2	Q6P5Q4-2	1.766
16	PDGFA	NP_002598.4 (R84G)	1.766
17	ATP6V1G3	NP_573569.1	1.766
18	COMMD2	NP_057178.2 (I113L)	1.757
19	SNAPC1	NP_003073.1	1.748
20	PIGP	NP_710149.1	1.735

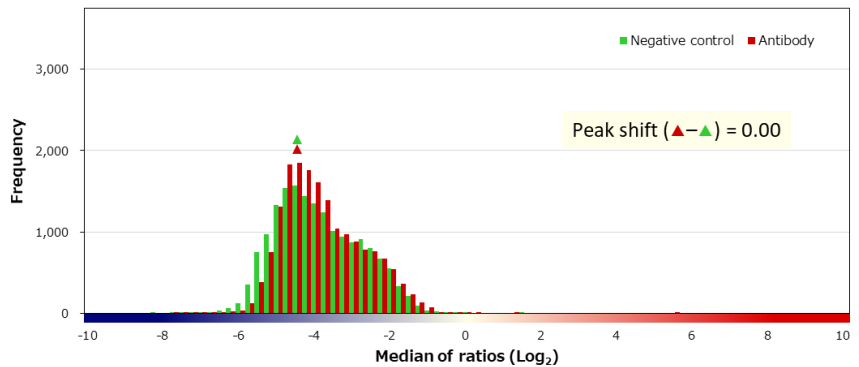
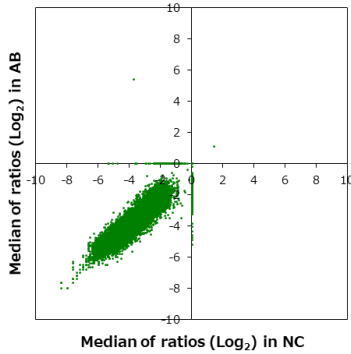


BSA	-	HA peptide	-	6xHis peptide	-	FLAG peptide	-	GST	-	MBP	-	Hemocyanin -KLH	-
-----	---	------------	---	---------------	---	--------------	---	-----	---	-----	---	-----------------	---

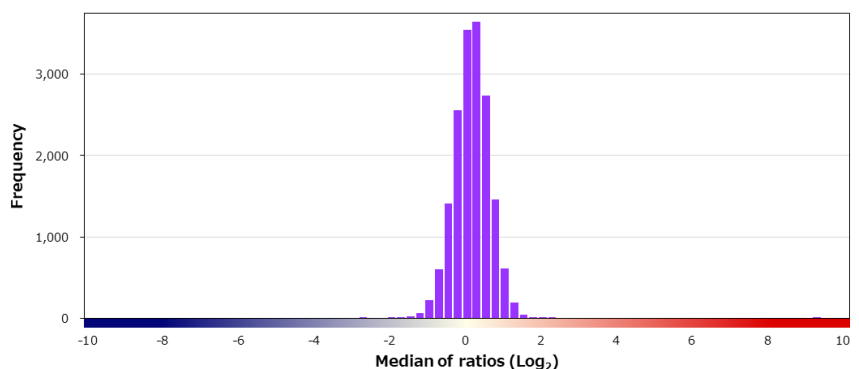
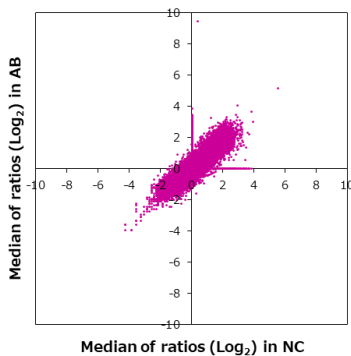
Supplier	Roche		Product code	760-4617	Lot #	V0001840	
Host	Mouse	Clonality	Monoclonal	Isotype	IgG2b, kappa	Clone	Kp10
Applications	<input type="checkbox"/> WB <input type="checkbox"/> SW <input type="checkbox"/> ELISA <input type="checkbox"/> FCM <input type="checkbox"/> ICC <input type="checkbox"/> IF <input checked="" type="checkbox"/> IHC <input type="checkbox"/> IP <input type="checkbox"/> B/N						
Note							

タンパク質マイクロアレイ (18K)

■ 測定値 (Raw データ) 分布

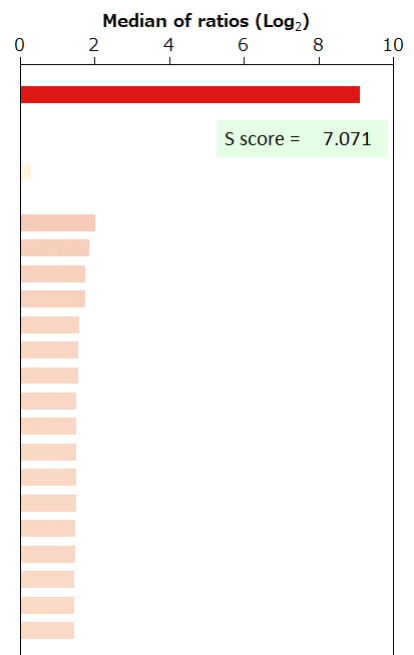


■ 補正值分布



■ 特異性検証

Rank	Gene	Protein	Score
On target			
1	CDKN1C	NP_000067.1	9.107
Off target			
-	CDKN1A	NP_000380.1	0.299
-	CDKN1B	NP_004055.1	-0.092
2	PCYT1A	NP_005008.2	2.036
3	APOM	NP_061974.2	1.853
4	NDUFB6	NP_002484.1	1.753
5	YIPF4	NP_115688.1	1.750
6	MBTPS1	NP_003782.1	1.588
7	LRR8B	NP_056165.1	1.570
8	CNTN1	NP_001242992.1	1.568
9	DHX8	NP_004932.1	1.524
10	LINGO1	NP_116197.4	1.516
11	KATNA1	NP_008975.1	1.513
12	KAT2B	NP_003875.3	1.505
13	RNASE7	NP_115961.2 (A103P)	1.504
14	TP53	NP_001263626.1:p.R123W	1.498
15	C19orf54	Q5BKX5-2	1.485
16	ZNF212	NP_036388.2	1.461
17	TCTE1	NP_872345.2 (P35L)	1.456
18	KDEL3	NP_006846.1 (V199G)	1.447

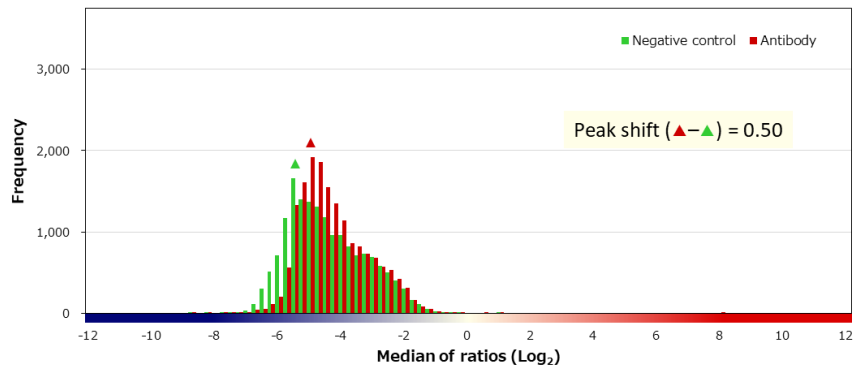
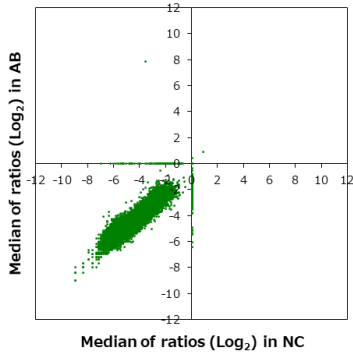


BSA	-	HA peptide	-	6xHis peptide	-	FLAG peptide	-
-----	---	------------	---	---------------	---	--------------	---

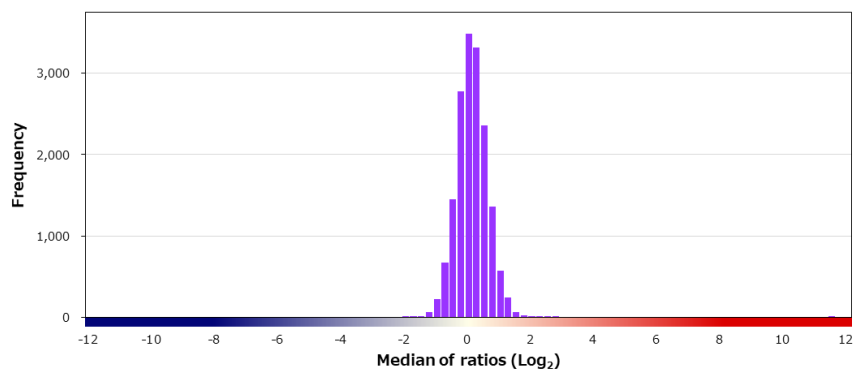
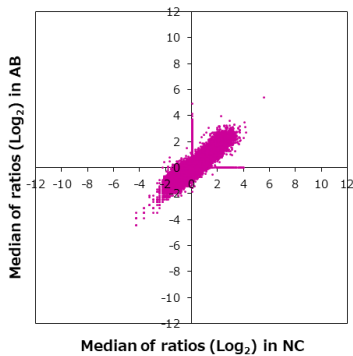
Supplier	Product code		Lot #
Agilent	IS08030		10117628
Host	Clonality	Isotype	Clone
Mouse	Monoclonal	IgG1, kappa	DAK-CDX2
Applications			
<input type="checkbox"/> WB	<input type="checkbox"/> SW	<input type="checkbox"/> ELISA	<input type="checkbox"/> FCM
<input type="checkbox"/> ICC	<input type="checkbox"/> IF	<input checked="" type="checkbox"/> IHC	<input type="checkbox"/> IP
<input type="checkbox"/> B/N			
Note			

タンパク質マイクロアレイ (18K)

測定値 (Raw データ) 分布

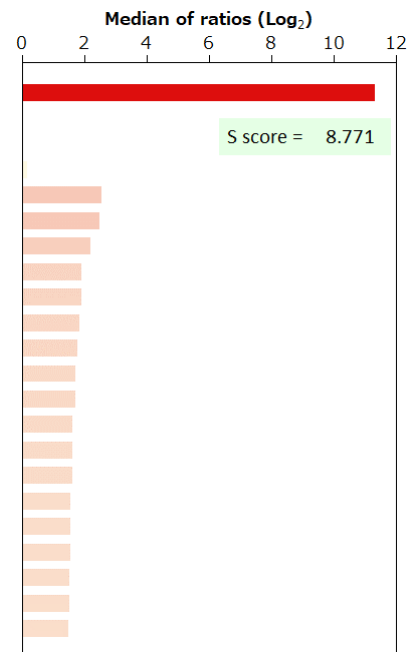


補正值分布



特異性検証

Rank	Gene	Protein	Score
On target			
1	CDX2	NP_001256.3	11.316
Off target			
-	CDX1	NP_001795.2 (P130R)	0.184
2	TMEM237	NP_689601.2	2.545
3	REEP2	NP_001258732.1	2.495
4	MRGBP	NP_060740.1	2.201
5	TP53	NP_001263626.1:p.R89Q	1.927
6	CER1	NP_005445.1	1.903
7	RALB	NP_002872.1	1.832
8	WRAP73	NP_060288.3	1.794
9	CIRBP-AS1	Q8TBR5	1.722
10	RTN1	NP_066959.1	1.719
11	LMLN	NP_001129521.2	1.631
12	NANOGNB	NP_001138937.1	1.629
13	GLUL	NP_002056.2	1.612
14	SPECC1	NP_001028727.1 (S193R/M212L)	1.569
14	NTF3	NP_001096124.1	1.569
16	MSI2	NP_620412.1	1.548
17	HIST1H2BJ	NP_066402.2	1.538
18	MLF1	NP_001182361.1	1.533
19	MTF2	NP_001157863.1	1.500

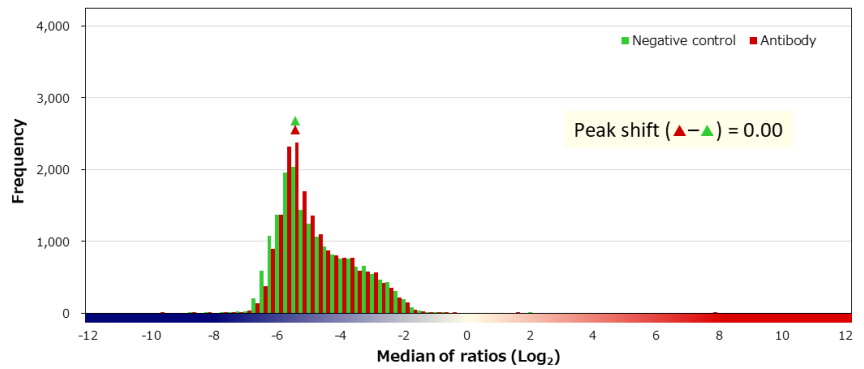
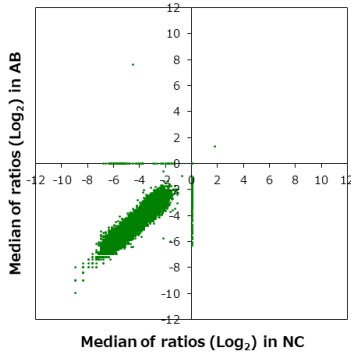


BSA	-	HA peptide	-	6xHis peptide	-	FLAG peptide	-
-----	---	------------	---	---------------	---	--------------	---

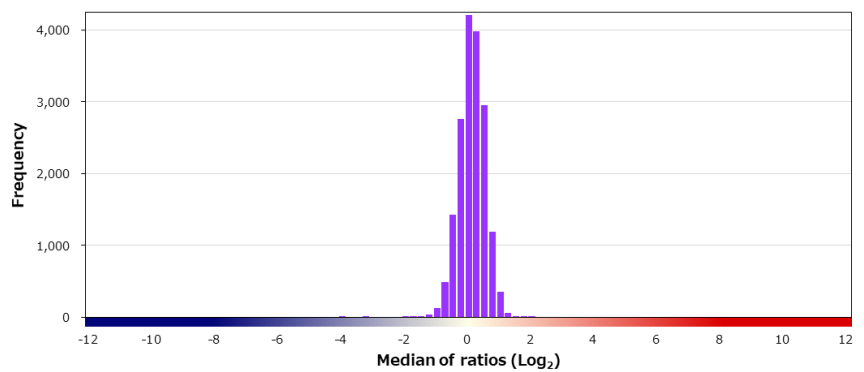
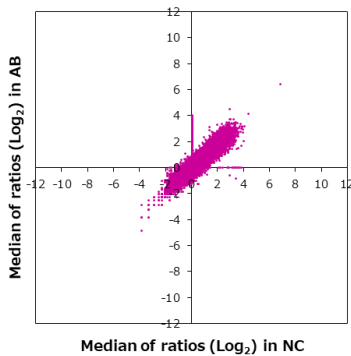
Supplier Dako		Product code M3636		Lot # 10097708	
Host Mouse		Clonality Monoclonal		Isotype IgG1, kappa	
Applications <input type="checkbox"/> WB <input type="checkbox"/> SW <input type="checkbox"/> ELISA <input type="checkbox"/> FCM <input type="checkbox"/> ICC <input type="checkbox"/> IF <input checked="" type="checkbox"/> IHC <input type="checkbox"/> IP <input type="checkbox"/> B/N		Clone DAK-CDX2			
Note					

タンパク質マイクロアレイ (18K)

測定値 (Raw データ) 分布

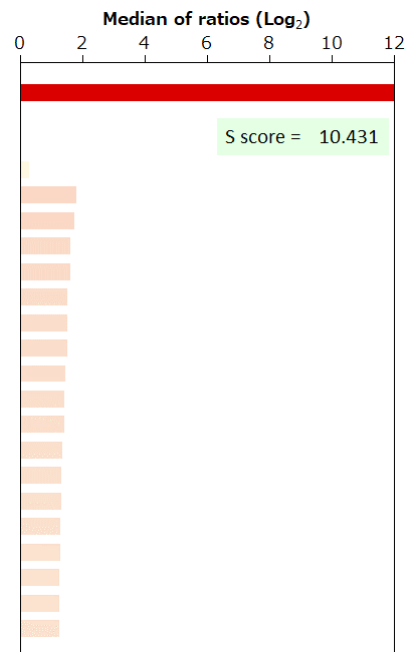


補正值分布



特異性検証

Rank	Gene	Protein	Score
On target			
1	CDX2	NP_001256.3	12.244
Off target			
-	CDX1	NP_001795.2 (P130R)	0.293
2	MLF1	NP_001182361.1	1.813
3	IL22RA2	NP_851826.1	1.757
4	C1orf174	NP_997239.2 (T53R)	1.621
5	NAA50	NP_079422.1	1.610
6	TMEM237	NP_689601.2	1.532
7	TP53	NP_000537.3:p.H193Y	1.518
8	REEP2	NP_001258732.1	1.518
9	MTRF1L	NP_001107656.1	1.451
10	ABCF3	NP_060828.2	1.431
11	GAN	NP_071324.1	1.430
12	SNAP91	NP_055656.1	1.355
13	PPM1L	NP_640338.2	1.338
14	ANKRD40	NP_443087.1	1.331
15	SMPD4	Q9NXE4-2	1.306
16	C1RL	NP_001284572.1	1.295
17	COX7C	NP_001858.1	1.281
18	AREG	NP_001648.1	1.281
19	HIST1H2AE	NP_066390.1	1.260



BSA	-	HA peptide	-	6xHis peptide	-	FLAG peptide	-
-----	---	------------	---	---------------	---	--------------	---

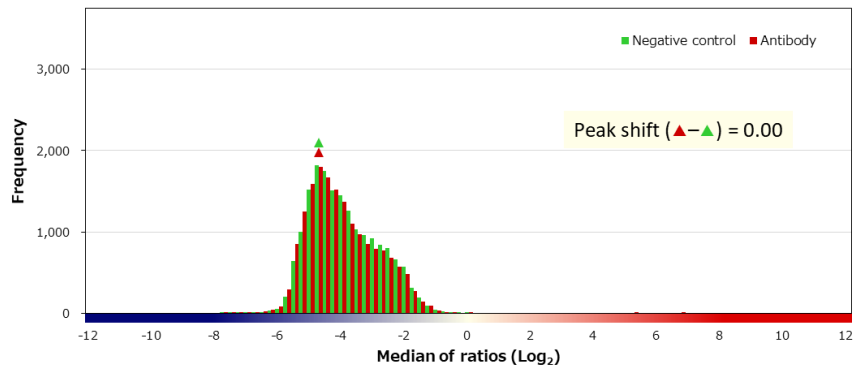
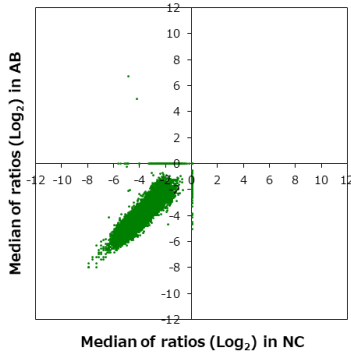
CEACAM1 (CD66a)

carcinoembryonic antigen related
cell adhesion molecule 1

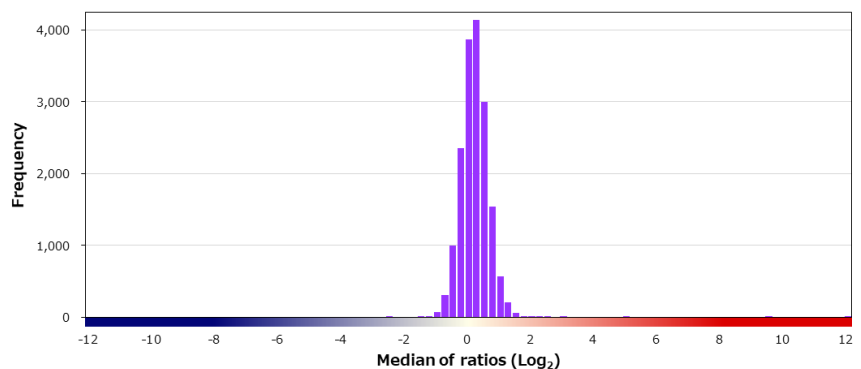
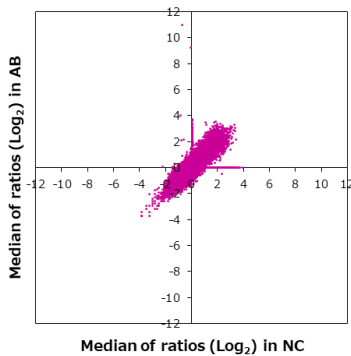
Supplier Cell Signaling Technology		Product code 44464S	Lot # 1
Host Rabbit	Clonality Monoclonal	Isotype IgG	Clone D3R80
Applications <input checked="" type="checkbox"/> WB <input type="checkbox"/> SW <input type="checkbox"/> ELISA <input type="checkbox"/> FCM <input type="checkbox"/> ICC <input type="checkbox"/> IF <input checked="" type="checkbox"/> IHC <input type="checkbox"/> IP <input type="checkbox"/> B/N			
Note			

タンパク質マイクロアレイ (18K)

測定値 (Raw データ) 分布

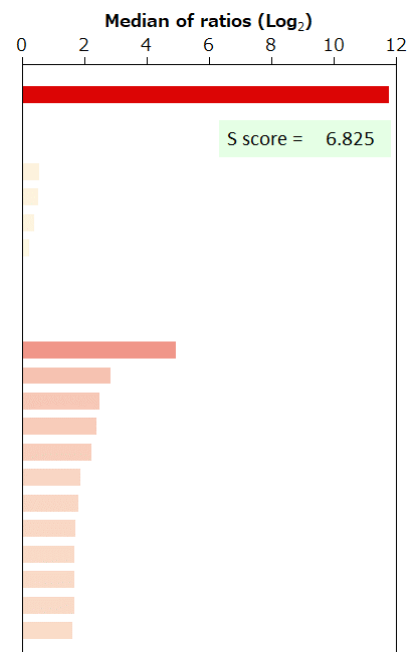


補正值分布



特異性検証

Rank	Gene	Protein	Score
On target			
1	CEACAM1	NP_001020083.1	11.752
Off target			
-	CEACAM3	P40198-2	0.549
-	CEACAM19	NP_001121365.1	0.539
-	CEACAM7	NP_008821.2	0.415
-	CEACAM8	NP_001807.2	0.242
-	CEACAM21	NP_001275702.2	-0.053
-	CEACAM5	NP_004354.3 (T210S)	-0.091
-	CEACAM6	NP_002474.4	-0.124
2	HLA-DPB1	NP_002112.3	4.927
3	HLA-DRB1	Q29974	2.847
4	SMPD3	NP_061137.1	2.492
5	AK3	NP_057366.2	2.379
6	DUSP11	O75319-1	2.237
7	ERLEC1	NP_056516.2	1.873
8	ACYP1	NP_001098.1	1.806
9	TICAM2	NP_067681.1	1.735
10	HLA-DOB	NP_002111.1	1.676
11	GLYATL3	NP_001010904.1	1.675
12	ICAM1	NP_000192.2	1.674
13	AMPH	NP_001626.1 (K496T)	1.629

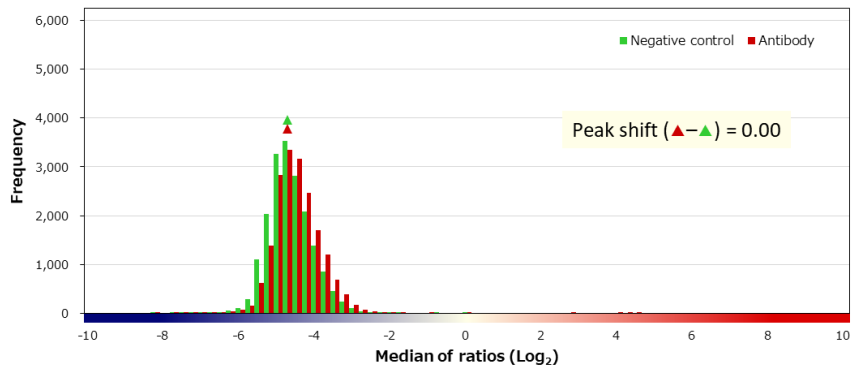
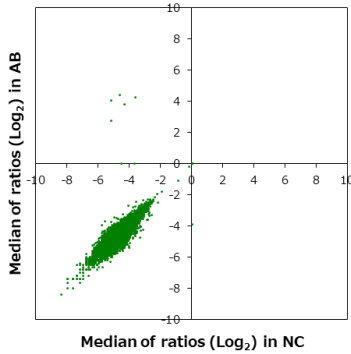


BSA	-	HA peptide	-	6xHis peptide	-	FLAG peptide	-
-----	---	------------	---	---------------	---	--------------	---

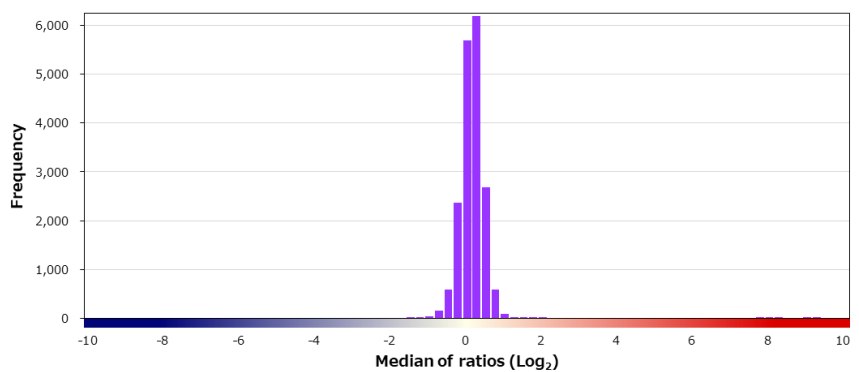
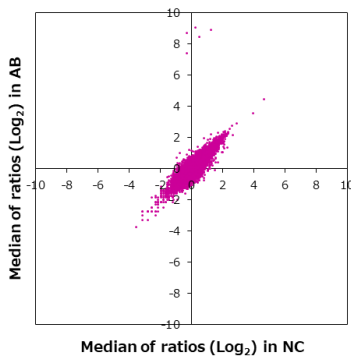
Supplier Leica	Product code PA0014	Lot # 65248
Host Rabbit	Clonality Polyclonal	Isotype Clone
Applications <input type="checkbox"/> WB <input type="checkbox"/> SW <input type="checkbox"/> ELISA <input type="checkbox"/> FCM <input type="checkbox"/> ICC <input type="checkbox"/> IF <input checked="" type="checkbox"/> IHC <input type="checkbox"/> IP <input type="checkbox"/> B/N		
Note		

タンパク質マイクロアレイ (18K)

測定値 (Raw データ) 分布

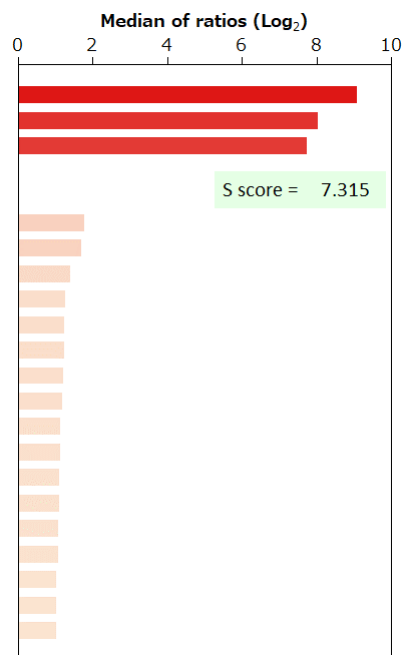


補正值分布



特異性検証

Rank	Gene	Protein	Score
On target			
1	CGB3/CGB5/CGB8	NP_000728.1/NP_149032.1/NP_149439.1	9.084
2	CGB1	NP_203695.2	8.025
3	CGB7	NP_149133.1	7.725
Off target			
4	CETN3	NP_004356.2	1.769
5	ZMYM5	Q9UJ78-3	1.710
6	CCER2	NP_001230141.1	1.397
7	ZDHHC9	NP_057116.2	1.260
8	PEX5L	NP_057643.1	1.254
9	SNTB1	NP_066301.1	1.236
10	TP53	NP_001119588.1:p.G134V	1.211
11	FMR1	NP_002015.1	1.204
12	RHOF	NP_061907.2	1.151
13	HRAS	NP_005334.1:p.H27H	1.138
14	KCNJ6	NP_002231.1	1.121
15	CLCF1	NP_001159684.1	1.116
16	FLT3	NP_004110.2:p.D835V	1.097
17	PRDM14	NP_078780.1	1.080
18	MITD1	NP_620153.1	1.036
19	NEK2	NP_002488.1	1.031
20	MBD1	NP_001191066.1	1.028

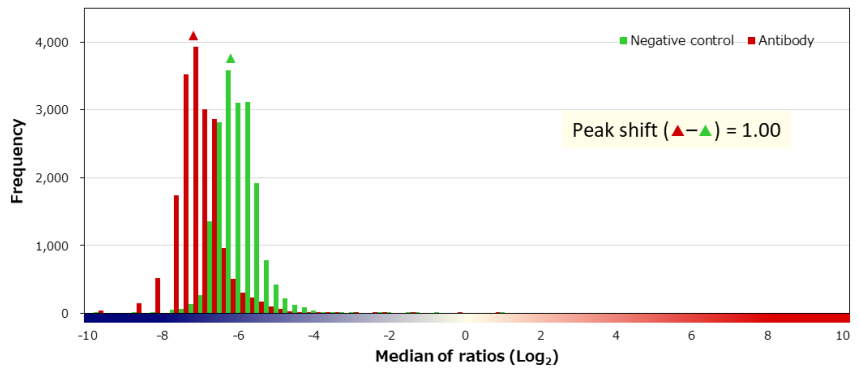
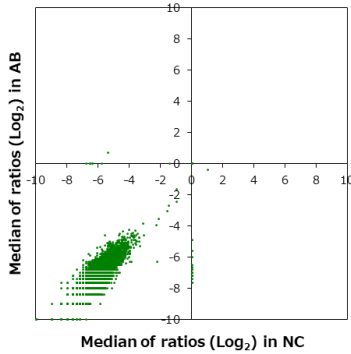


BSA	-	HA peptide	-	6xHis peptide	-	FLAG peptide	-	GST	-	MBP	-	Hemocyanin -KLH	-
-----	---	------------	---	---------------	---	--------------	---	-----	---	-----	---	-----------------	---

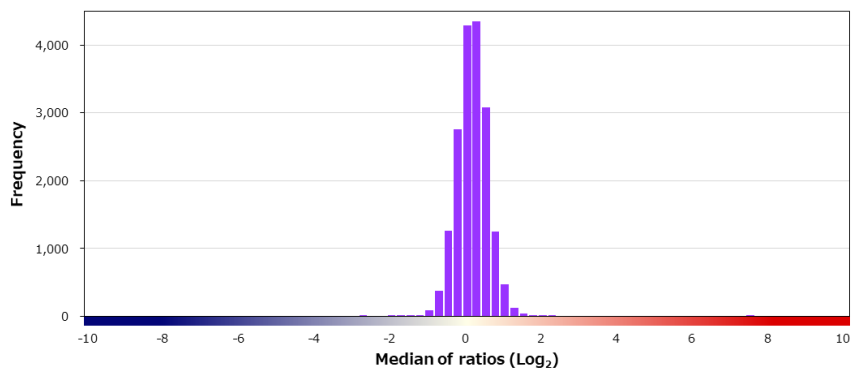
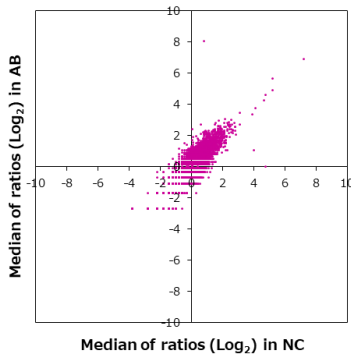
Supplier	Roche		Product code	760-2519		Lot #	F20850		
Host	Mouse		Clonality	Monoclonal		Isotype	IgG1, kappa		
Applications	<input type="checkbox"/> WB	<input type="checkbox"/> SW	<input type="checkbox"/> ELISA	<input type="checkbox"/> FCM	<input type="checkbox"/> ICC	<input type="checkbox"/> IF	<input checked="" type="checkbox"/> IHC	<input type="checkbox"/> IP	<input type="checkbox"/> B/N
Note									

タンパク質マイクロアレイ (18K)

測定値 (Raw データ) 分布

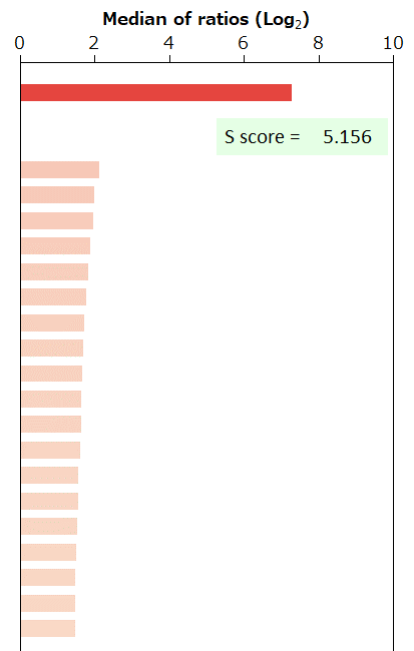


補正值分布



特異性検証

Rank	Gene	Protein	Score
On target			
1	CHGA	NP_001266.1 (R399W)	7.273
Off target			
2	SPRR2E	NP_001019380.2	2.117
3	LYPLA1	NP_006321.1	2.000
4	FAM8A1	NP_057339.1	1.959
5	R3HDM1	NP_056176.2	1.889
6	PCNP	NP_065090.1	1.830
7	RAD50	NP_005723.2	1.780
8	FBXL7	NP_036436.1	1.737
9	KCTD1	NP_945342.1	1.708
10	PRRG1	NP_000941.1	1.682
11	LIN9	Q5TKA1-3	1.637
11	IDH1	NP_005887.2:p.V71I	1.637
13	NOC3L	NP_071896.8	1.611
14	SLC9A3R1	NP_004243.1	1.567
14	PHF6	NP_115834.1	1.567
16	FBXO21	NP_055817.1	1.530
17	TP53	NP_001119588.1:p.R116Q	1.515
18	PAGE1	NP_003776.2	1.493
19	BAP1	NP_004647.1	1.486
20	PGD	NP_002622.2	1.474

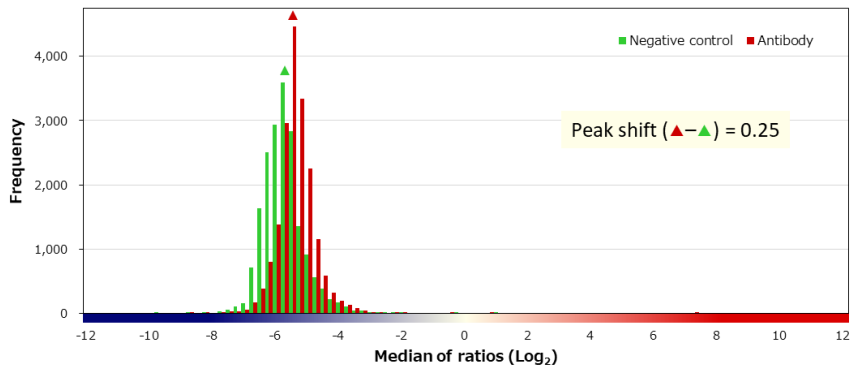
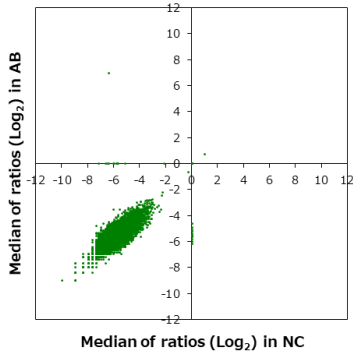


BSA	-	HA peptide	-	6xHis peptide	-	FLAG peptide	-	GST	-	MBP	-	Hemocyanin -KLH	-
-----	---	------------	---	---------------	---	--------------	---	-----	---	-----	---	-----------------	---

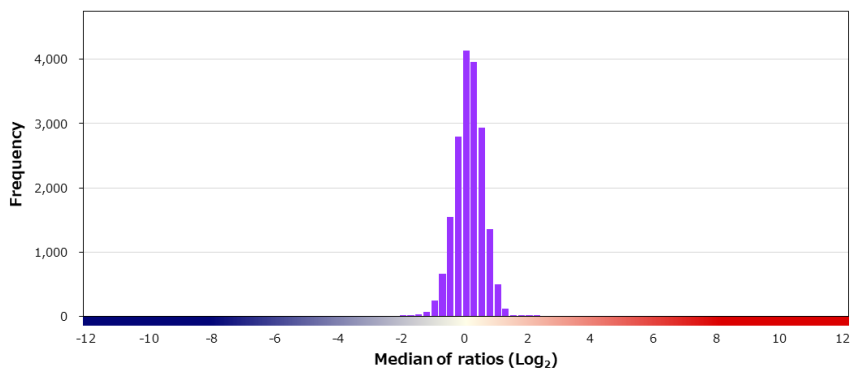
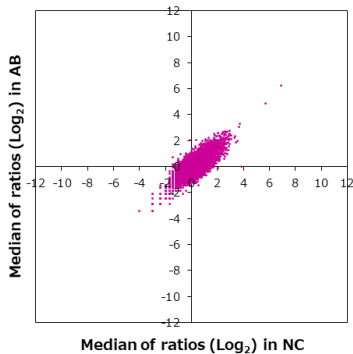
Supplier	Roche		Product code	760-4376		Lot #	V0001641	
Host	Rabbit		Clonality	Monoclonal		Isotype	IgG	
Applications	<input type="checkbox"/> WB <input type="checkbox"/> SW <input type="checkbox"/> ELISA <input type="checkbox"/> FCM <input type="checkbox"/> ICC <input type="checkbox"/> IF <input checked="" type="checkbox"/> IHC <input type="checkbox"/> IP <input type="checkbox"/> B/N							
Note								

タンパク質マイクロアレイ (18K)

■ 測定値 (Raw データ) 分布

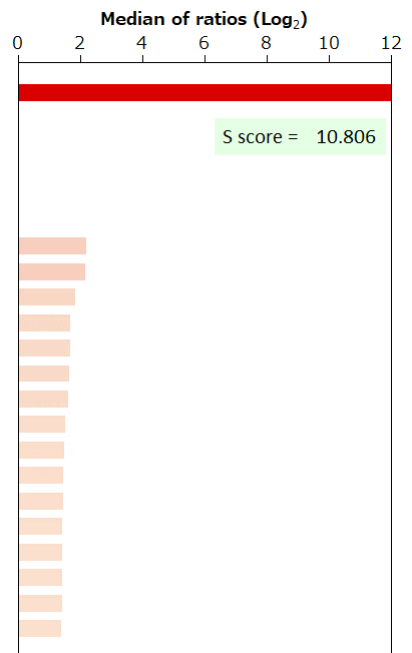


■ 補正值分布



■ 特異性検証

Rank	Gene	Protein	Score
On target			
1	CNN1	NP_001290.2	13.004
Off target			
-	CNN2	NP_004359.1	-0.088
-	CNN3	NP_001272985.1	-0.124
-	CNN3	NP_001830.1	-0.320
2	C15orf56	NP_001034994.1	2.198
3	C6orf15	NP_054789.2 (L40F/A83P/K165E)	2.182
4	TMEM101	NP_115752.1	1.835
5	EHMT2	Q96KQ7-3	1.696
6	CCT8L2	NP_055221.1	1.672
7	TAAR2	NP_055441.2	1.657
8	NAAA	NP_001035861.1 (V151I)	1.613
9	HRAS	NP_789765.1:p.G12V	1.520
10	CBR3	NP_001227.1	1.487
11	TMEM39A	NP_060736.1	1.471
12	EGFR	NP_005219.2:p.M766T	1.449
13	CWH43	NP_079363.2 (P2T/H689N)	1.420
14	ESD	NP_001975.1	1.420
14	RPL29	NP_000983.1	1.420
16	RMND1	NP_060379.2 (T132M)	1.420
17	SC5D	NP_008849.2	1.401

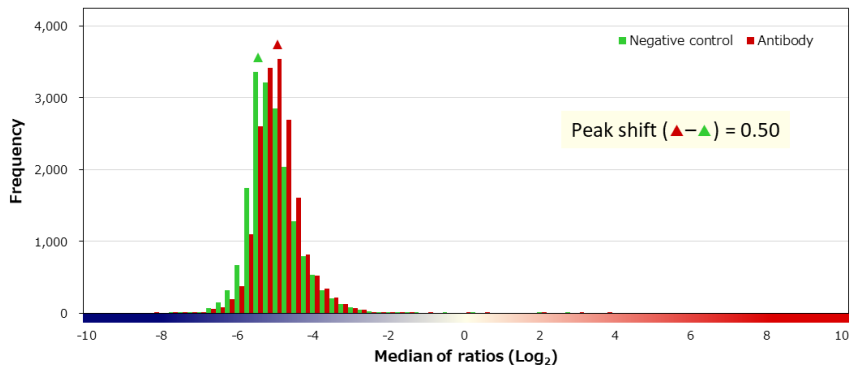
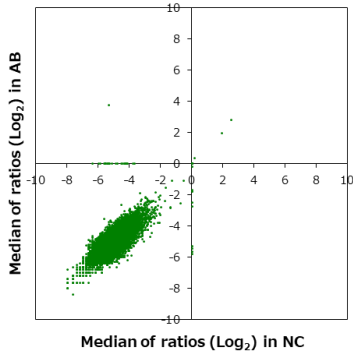


BSA	-	HA peptide	-	6xHis peptide	-	FLAG peptide	-	GST	-	MBP	-	Hemocyanin -KLH	-
-----	---	------------	---	---------------	---	--------------	---	-----	---	-----	---	-----------------	---

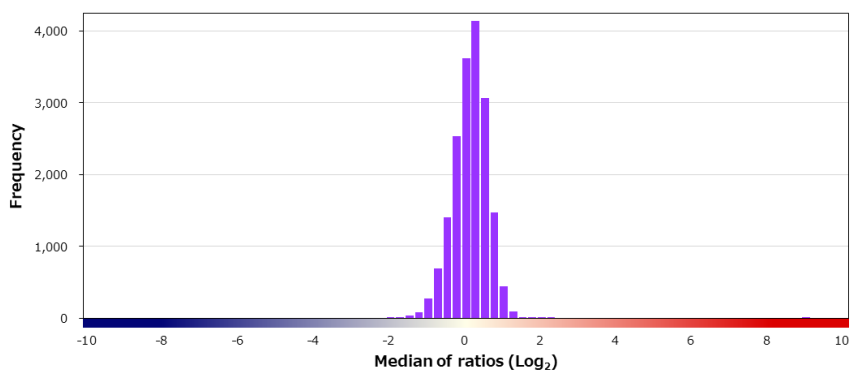
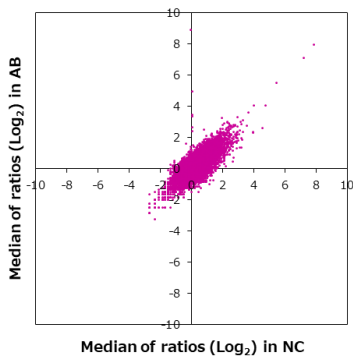
Supplier	Product code		Lot #
Leica	PA0416		66288
Host	Clonality	Isotype	Clone
Mouse	Monoclonal	IgG2b	26A11
Applications			
<input type="checkbox"/> WB	<input type="checkbox"/> SW	<input type="checkbox"/> ELISA	<input type="checkbox"/> FCM
<input type="checkbox"/> ICC	<input type="checkbox"/> IF	<input checked="" type="checkbox"/> IHC	<input type="checkbox"/> IP
<input type="checkbox"/> B/N			
Note			

タンパク質マイクロアレイ (18K)

■ 測定値 (Raw データ) 分布

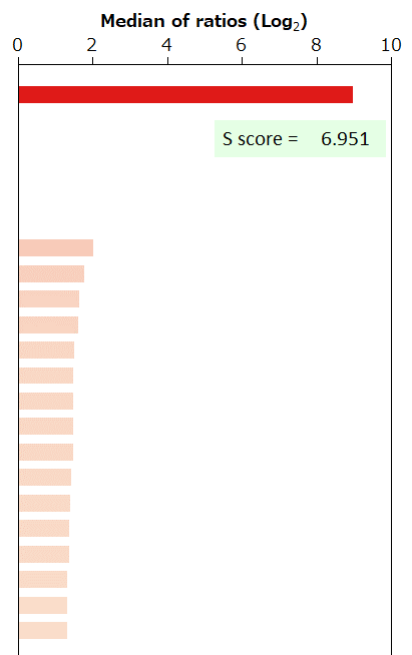


■ 補正值分布



■ 特異性検証

Rank	Gene	Protein	Score
On target			
1	CNN1	NP_001290.2	8.963
Off target			
-	CNN3	NP_001830.1	-0.153
-	CNN3	NP_001272985.1	-0.187
-	CNN2	NP_004359.1	-0.633
2	CCNE1	NP_001229.1	2.012
3	TP53BP1	NP_001135452.1	1.771
4	PHKB	NP_001027005.1	1.656
5	ANXA11	NP_001148.1 (R230C)	1.628
6	SESN2	NP_113647.1	1.515
7	LAT	NP_001014987.1	1.476
8	WFS1	NP_005996.2 (V333I)	1.476
8	PHACTR3	NP_542403.1	1.476
8	KRTCAP2	NP_776251.1	1.476
11	VTA1	NP_057569.2	1.431
12	GRPR	NP_005305.1	1.393
13	EMC8	NP_006058.1	1.376
14	GRB14	NP_004481.2	1.374
15	C8B	NP_000057.2	1.322
16	RARA	NP_000955.1	1.314
17	TMEM184C	NP_060711.2	1.313

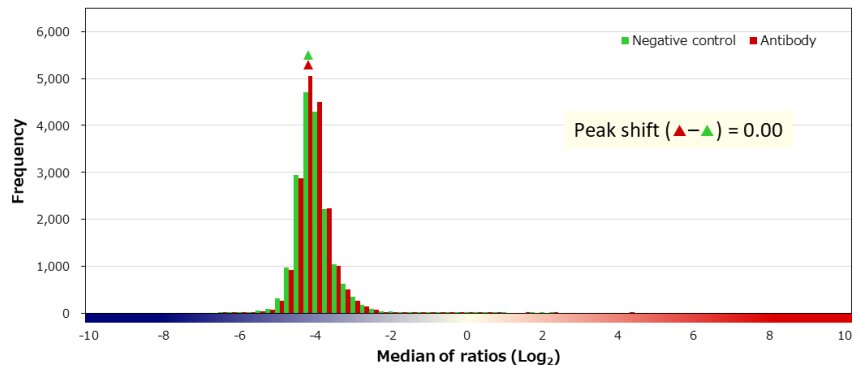
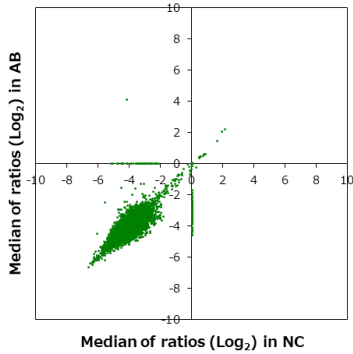


BSA	-	HA peptide	-	6xHis peptide	-	FLAG peptide	-	GST	-	MBP	-	Hemocyanin -KLH	-
-----	---	------------	---	---------------	---	--------------	---	-----	---	-----	---	-----------------	---

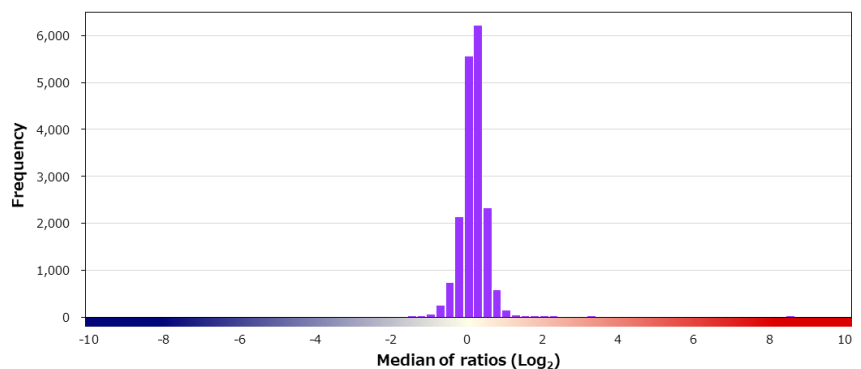
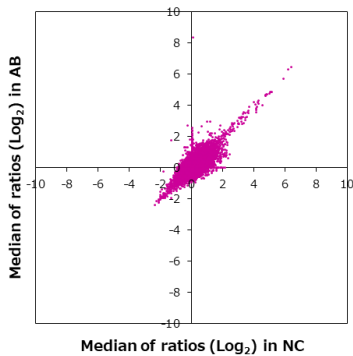
Supplier Cell Signaling Technology		Product code 5664P	Lot # 2
Host Rabbit	Clonality Monoclonal	Isotype IgG	Clone D83E10
Applications <input checked="" type="checkbox"/> WB <input type="checkbox"/> SW <input type="checkbox"/> ELISA <input type="checkbox"/> FCM <input type="checkbox"/> ICC <input checked="" type="checkbox"/> IF <input type="checkbox"/> IHC <input checked="" type="checkbox"/> IP <input type="checkbox"/> B/N			
Note			

タンパク質マイクロアレイ (18K)

測定値 (Raw データ) 分布

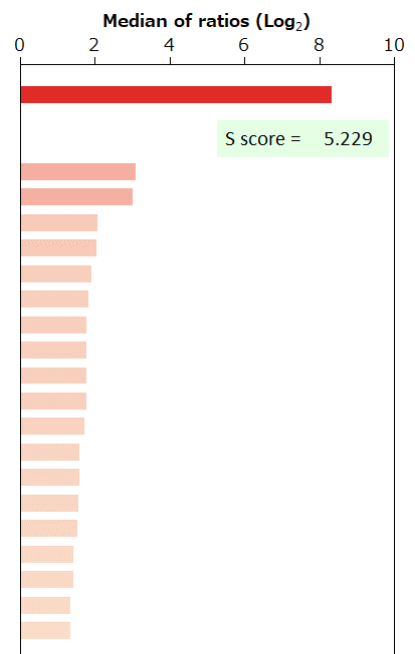


補正值分布



特異性検証

Rank	Gene	Protein	Score
On target			
1	CNP	NP_149124.3	8.320
Off target			
2	CBFA2T2	NP_005084.1	3.091
3	NEO1	NP_002490.2	3.016
4	PDZRN3	NP_055824.1 (A783V)	2.065
5	NEFM	NP_005373.2 (P439T)	2.042
6	ISCU	NP_001288070.1	1.908
7	EDF1	NP_003783.1	1.823
8	SCO2	NP_005129.2 (R20P)	1.793
9	UGT1A6	NP_001063.2	1.781
10	SDF4	Q9BRK5-2	1.773
11	ITFG2	NP_060933.3	1.771
12	ENOSF1	Q7L5Y1-5	1.730
13	S100A13	NP_005970.1	1.592
14	ERICH2	NP_001276876.1	1.581
15	ADAR	NP_001102.2	1.555
16	TSR2	NP_477511.1	1.543
17	CDCA5	NP_542399.1	1.426
18	ASH2L	NP_001098684.1	1.425
19	SPIN3	NP_001010862.2	1.361
20	MUM1L1	NP_689636.3	1.356

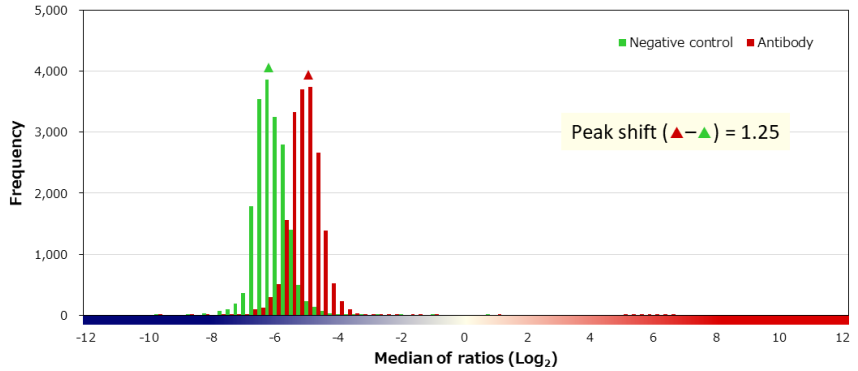
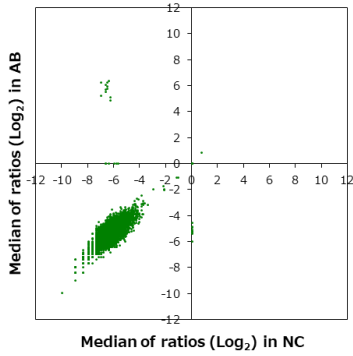


BSA	-	HA peptide	-	6xHis peptide	-	FLAG peptide	-
-----	---	------------	---	---------------	---	--------------	---

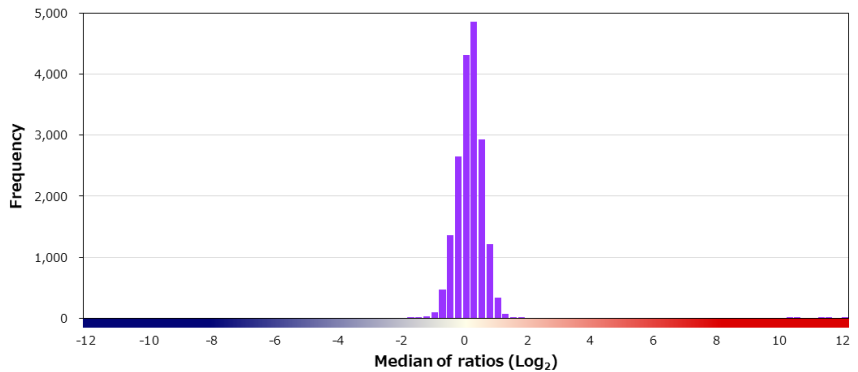
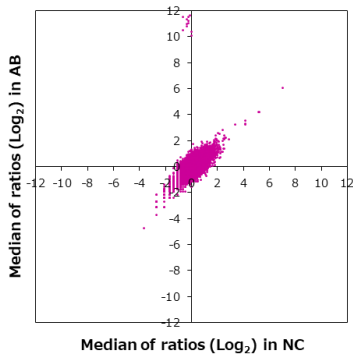
Supplier	Product code		Lot #
Roche	760-4242		V0001742
Host	Clonality	Isotype	Clone
Mouse	Monoclonal	IgG1	14
Applications			
<input type="checkbox"/> WB	<input type="checkbox"/> SW	<input type="checkbox"/> ELISA	<input type="checkbox"/> FCM
<input type="checkbox"/> ICC	<input type="checkbox"/> IF	<input checked="" type="checkbox"/> IHC	<input type="checkbox"/> IP
<input type="checkbox"/> B/N			
Note			

タンパク質マイクロアレイ (18K)

■ 測定値 (Raw データ) 分布

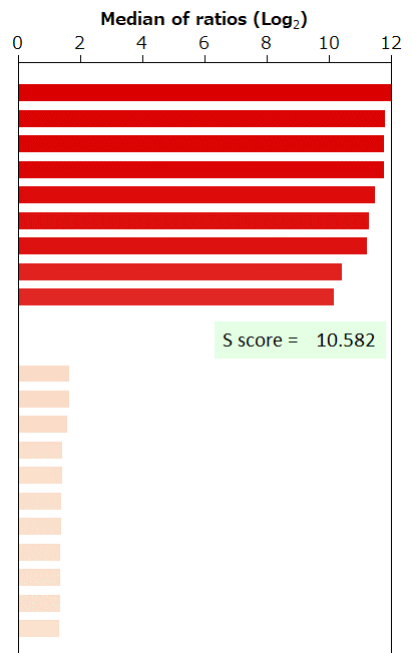


■ 補正值分布



■ 特異性検証

Rank	Gene	Protein	Score
On target			
1	CTNNB1	NP_001895.1	12.248
2	CTNNB1	NP_001895.1:p.D32Y	11.781
3	CTNNB1	NP_001895.1 (I631M)	11.772
4	CTNNB1	NP_001895.1:p.T41A	11.753
5	CTNNB1	NP_001895.1:p.S37F	11.474
6	CTNNB1	NP_001895.1:p.S45P	11.284
7	CTNNB1	NP_001895.1:p.S45F	11.207
8	CTNNB1	NP_001895.1:p.S37C	10.425
9	CTNNB1	NP_001895.1:p.S33C	10.139
Off target			
10	KAT2A	NP_066564.2	1.666
11	TSPO	NP_000705.2 (T147A/R162H)	1.649
12	NUP107	NP_001317121.1	1.599
13	AFP	NP_001125.1 (A570G)	1.429
13	CFC1B	NP_001072998.1	1.429
15	ISCA1	NP_112202.2	1.387
16	RMI2	NP_689521.1	1.383
17	DERL1	NP_077271.1	1.380
18	SEPT10	NP_653311.1	1.360
18	GPR182	NP_009195.1	1.360
20	GLRA1	NP_000162.2	1.336

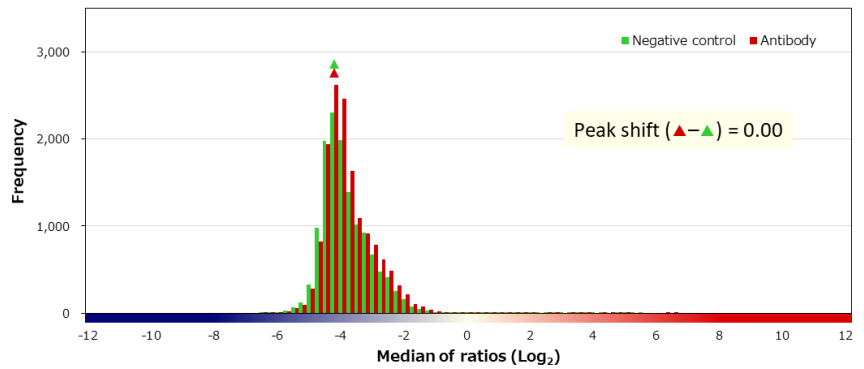
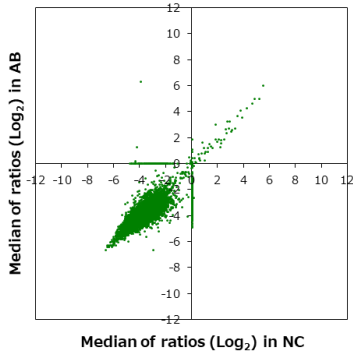


BSA	-	HA peptide	-	6xHis peptide	-	FLAG peptide	-	GST	-	MBP	-	Hemocyanin -KLH	-
-----	---	------------	---	---------------	---	--------------	---	-----	---	-----	---	-----------------	---

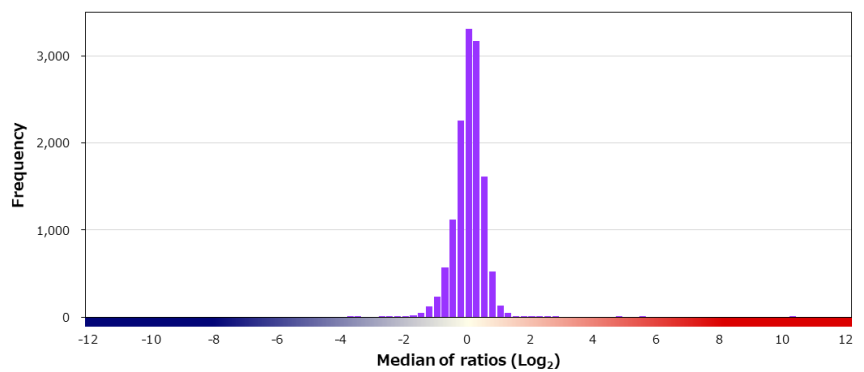
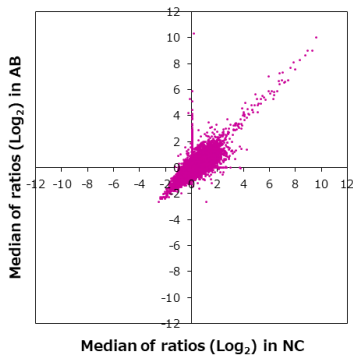
Supplier Cell Signaling Technology		Product code 14479P	Lot # 1
Host Rabbit	Clonality Monoclonal	Isotype IgG	Clone D4H5D
Applications <input checked="" type="checkbox"/> WB <input type="checkbox"/> SW <input type="checkbox"/> ELISA <input checked="" type="checkbox"/> FCM <input type="checkbox"/> ICC <input checked="" type="checkbox"/> IF <input type="checkbox"/> IHC <input type="checkbox"/> IP <input type="checkbox"/> B/N			
Note			

タンパク質マイクロアレイ (18K)

■ 測定値 (Raw データ) 分布

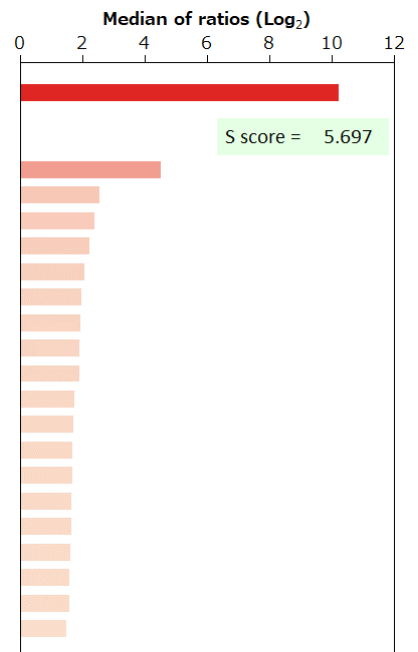


■ 補正值分布



■ 特異性検証

Rank	Gene	Protein	Score
On target			
1	CYR61	NP_001545.2	10.211
Off target			
2	C12orf66	NP_689653.3	4.514
3	TIMELESS	NP_003911.2 (P1018L)	2.562
4	SPRN	NP_001012526.2	2.404
5	ZCRB1	NP_149105.3 (P131Q)	2.225
6	NT5C3B	NP_443167.4 (A209V/S213C)	2.080
7	NAIF1	NP_931045.1	1.974
8	SELENOT	NP_057359.2 (U49C)	1.949
9	ERO1B	NP_063944.3 (D129V)	1.915
10	BSND	NP_476517.1	1.906
11	C20orf203	NP_872390.2	1.743
12	PPP3CB	NP_001135825.1	1.722
13	TMEM41B	NP_055827.1	1.691
14	MVP	NP_005106.2	1.675
15	ZNF345	NP_003410.1	1.667
16	TBXA2R	NP_001051.1	1.662
17	CD70	NP_001243.1	1.626
18	C11orf63	NP_954575.1	1.591
19	ZNF428	NP_872304.2	1.590
20	SLC13A4	NP_036582.2	1.502

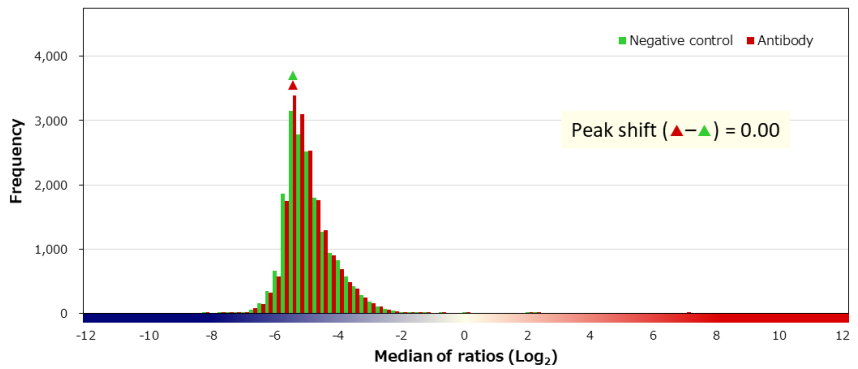
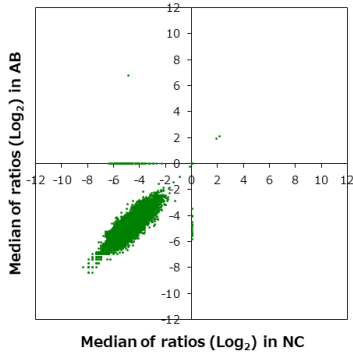


BSA	-	HA peptide	-	6xHis peptide	-	FLAG peptide	-
-----	---	------------	---	---------------	---	--------------	---

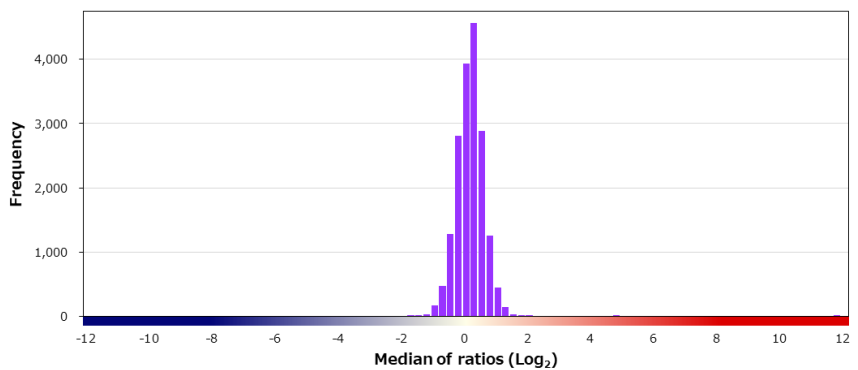
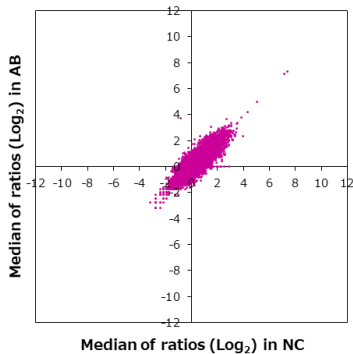
Supplier Leica	Product code NCL-L-DES-DERII	Lot # 6074414
Host Mouse	Clonality Monoclonal	Isotype IgG1
Applications <input type="checkbox"/> WB <input type="checkbox"/> SW <input type="checkbox"/> ELISA <input type="checkbox"/> FCM <input type="checkbox"/> ICC <input type="checkbox"/> IF <input checked="" type="checkbox"/> IHC <input type="checkbox"/> IP <input type="checkbox"/> B/N		
Note		

タンパク質マイクロアレイ (18K)

測定値 (Raw データ) 分布

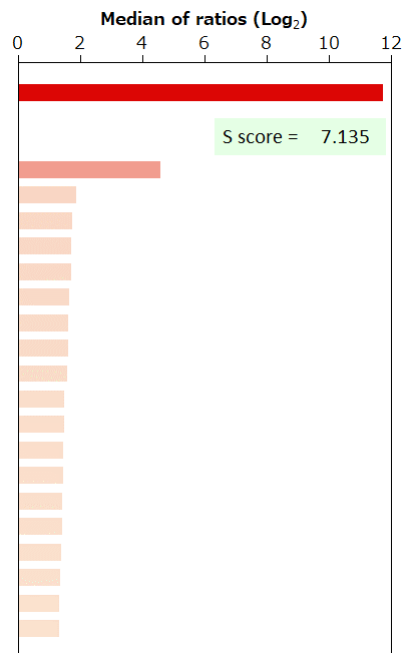


補正值分布



特異性検証

Rank	Gene	Protein	Score
On target			
1	DES	NP_001918.3	11.716
Off target			
2	GOLGA5	NP_005104.3 (A67G)	4.581
3	TCEA1	NP_006747.1	1.882
4	TP53	NP_001119587.1:p.G134V	1.744
5	PPP1R12C	Q9BZL4-5	1.727
6	CPS1	NP_001116106.1	1.710
7	SHARPIN	NP_112236.3	1.662
8	SIN3B	O75182-3	1.609
9	TWNK	NP_068602.2	1.609
10	ALOXE3	NP_001159432.1	1.578
11	NANOS2	NP_001025032.1	1.504
12	KIAA0753	XP_006721675.1	1.491
13	KLHL6	NP_569713.2	1.457
14	LRRC31	XP_011511462.1	1.451
15	NEPRO	NP_056227.2 (F357I)	1.432
16	FSCB	NP_115511.3 (H195Q/L380P/P409S/A642T)	1.420
17	TPPP3	NP_057048.2	1.383
18	MYC	NP_002458.2	1.359
19	SPACA3	NP_776246.1	1.346
20	DEGS1	NP_003667.1	1.346

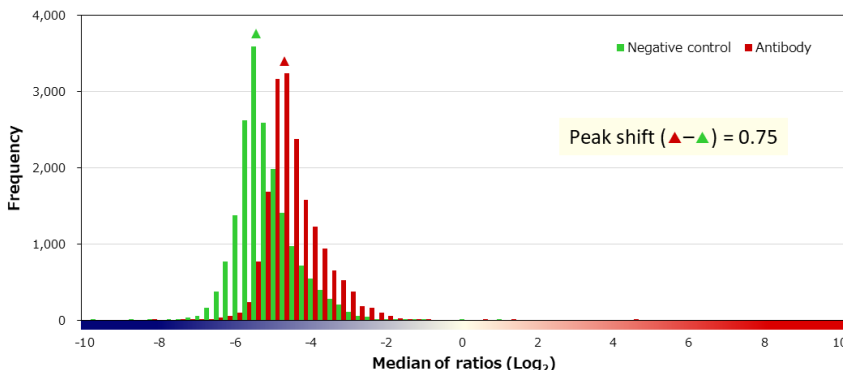
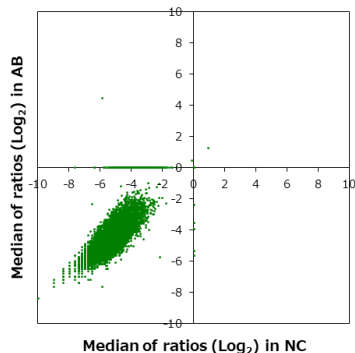


BSA	-	HA peptide	-	6xHis peptide	-	FLAG peptide	-	GST	-	MBP	-	Hemocyanin -KLH	-
-----	---	------------	---	---------------	---	--------------	---	-----	---	-----	---	-----------------	---

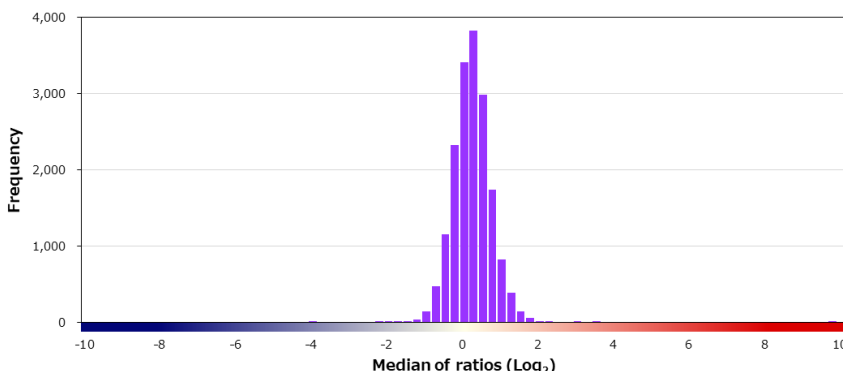
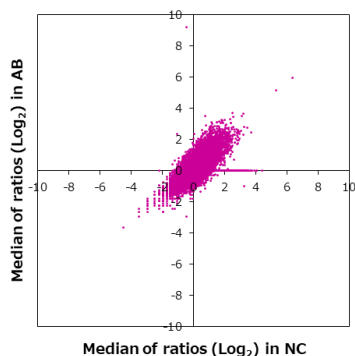
Supplier	Roche		Product code	790-7016		Lot #	F10820		
Host	Rabbit		Clonality	IgG		Clone	SP347		
Applications	<input type="checkbox"/> WB	<input type="checkbox"/> SW	<input type="checkbox"/> ELISA	<input type="checkbox"/> FCM	<input type="checkbox"/> ICC	<input type="checkbox"/> IF	<input checked="" type="checkbox"/> IHC	<input type="checkbox"/> IP	<input type="checkbox"/> B/N
Note									

タンパク質マイクロアレイ (18K)

測定値 (Raw データ) 分布

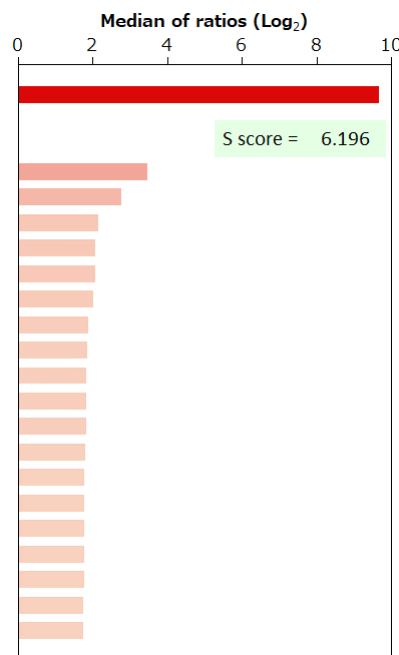


補正值分布



特異性検証

Rank	Gene	Protein	Score
On target			
1	DLL3	NP_058637.1	9.672
Off target			
2	EBAG9	NP_004206.1	3.476
3	EIF4G3	NP_003751.2	2.779
4	RBM22	NP_060517.1	2.144
5	DLAT	NP_001922.2	2.083
6	PCP2	NP_777555.1	2.077
7	IL11RA	NP_001136256.1	2.013
8	KCNE4	NP_542402.2	1.902
9	AMN	NP_112205.2	1.867
10	SOX12	NP_008874.2	1.844
11	SCO2	NP_005129.2 (R20P)	1.836
12	CYFIP2	NP_001278651.1	1.835
13	VRTN	NP_060698.2	1.812
14	C11orf63	NP_954575.1	1.787
15	MYPOP	NP_001012661.1	1.782
16	ACD	NP_075065.2	1.780
17	BNIP2	NP_004321.2	1.779
18	RAD54L	NP_003570.2	1.774
19	FOXRED2	NP_079231.4	1.766
20	SSB	NP_003133.1	1.762

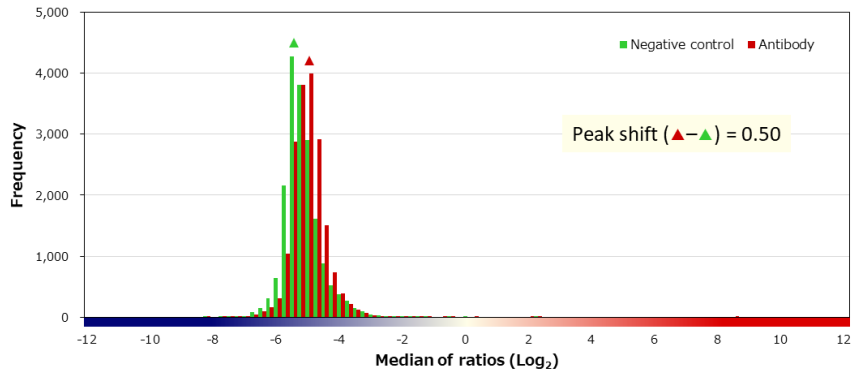
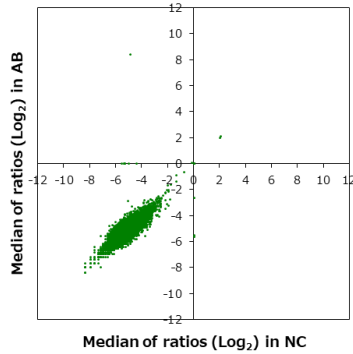


BSA	-	HA peptide	-	6xHis peptide	-	FLAG peptide	-	GST	-	MBP	-	Hemocyanin -KLH	-
-----	---	------------	---	---------------	---	--------------	---	-----	---	-----	---	-----------------	---

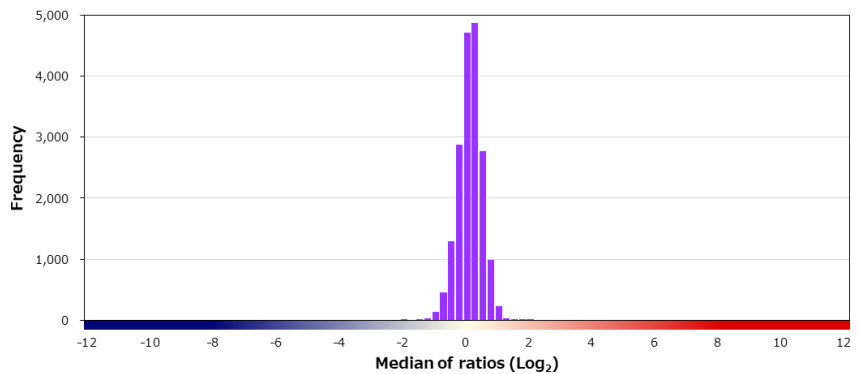
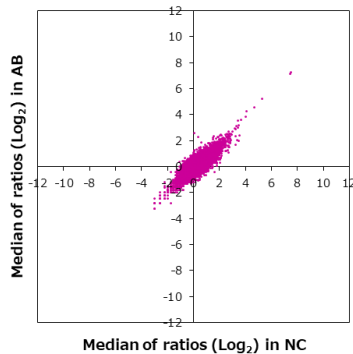
Supplier	Product code		Lot #
Leica	NCL-L-TdT-339		6074454
Host	Clonality	Isotype	Clone
Mouse	Monoclonal	IgG2a	SEN28
Applications			
<input type="checkbox"/> WB	<input type="checkbox"/> SW	<input type="checkbox"/> ELISA	<input type="checkbox"/> FCM
<input type="checkbox"/> ICC	<input type="checkbox"/> IF	<input checked="" type="checkbox"/> IHC	<input type="checkbox"/> IP
<input type="checkbox"/> B/N			
Note			

タンパク質マイクロアレイ (18K)

測定値 (Raw データ) 分布

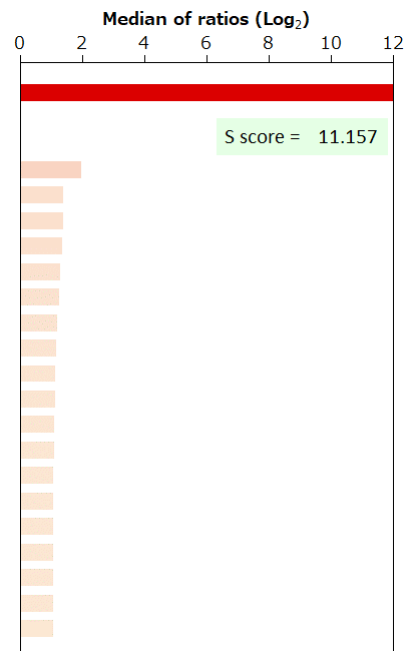


補正值分布



特異性検証

Rank	Gene	Protein	Score
On target			
1	DNTT	NP_004079.3 (R112G)	13.140
Off target			
2	TP53	NP_001119590.1:p.E247K	1.983
3	H1FOO	NP_001295191.1	1.398
4	CLPP	NP_006003.1	1.398
5	PTHLH	NP_002811.1	1.360
6	PSD4	NP_036587.2 (G269A)	1.315
7	KCNH8	Q96L42-2	1.256
8	CTHRC1	NP_612464.1	1.215
9	LDHB	NP_002291.1	1.161
10	ME2	NP_002387.1	1.155
11	DBF4	NP_006707.1	1.135
12	ANOS1	NP_000207.2 (V534I)	1.115
13	MS4A6A	NP_001234928.1 (T213S)	1.093
14	SDHB	NP_002991.2	1.086
15	T	NP_003172.1	1.076
15	TIAF1	NP_004731.2	1.076
15	TAF12	NP_005635.1	1.076
18	ZNF385D	NP_078973.1	1.069
19	FAM89A	NP_940954.1	1.066
20	FMO3	NP_008825.4	1.061

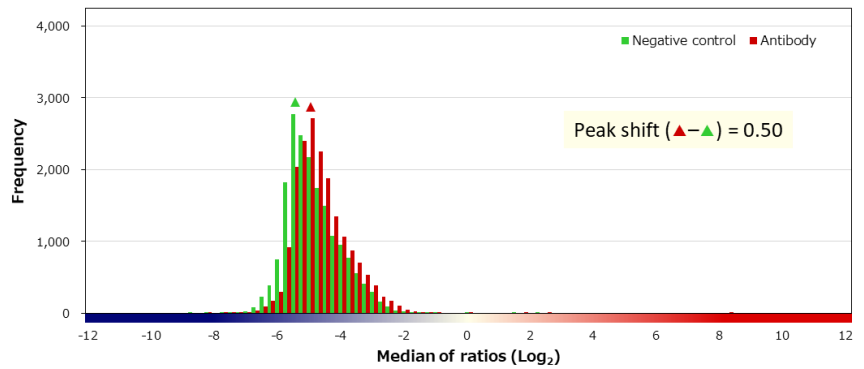
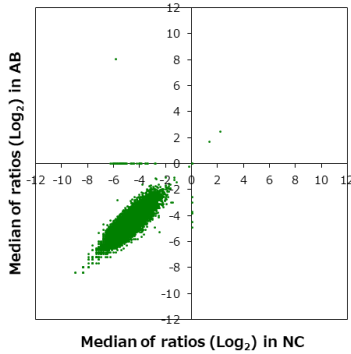


BSA	-	HA peptide	-	6xHis peptide	-	FLAG peptide	-	GST	-	MBP	-	Hemocyanin -KLH	-
-----	---	------------	---	---------------	---	--------------	---	-----	---	-----	---	-----------------	---

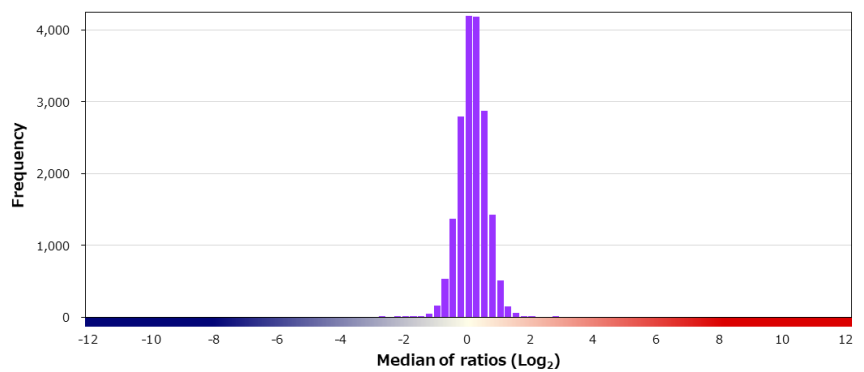
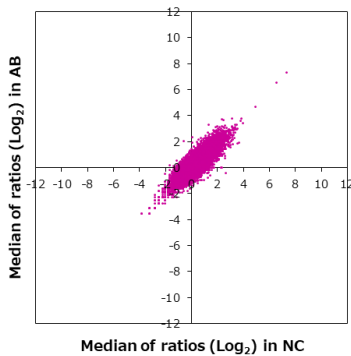
Supplier ニチレイバイオサイエンス		Product code 413371	Lot # H1612
Host Mouse	Clonality Monoclonal	Isotype IgG2a	Clone SEN28
Applications <input type="checkbox"/> WB <input type="checkbox"/> SW <input type="checkbox"/> ELISA <input type="checkbox"/> FCM <input type="checkbox"/> ICC <input type="checkbox"/> IF <input checked="" type="checkbox"/> IHC <input type="checkbox"/> IP <input type="checkbox"/> B/N			
Note			

タンパク質マイクロアレイ (18K)

測定値 (Raw データ) 分布

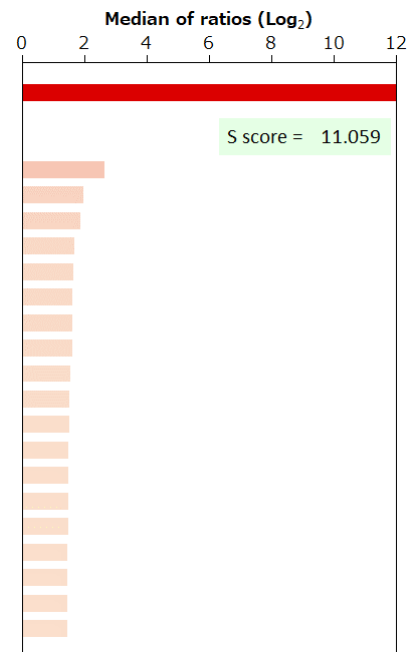


補正值分布



特異性検証

Rank	Gene	Protein	Score
On target			
1	DNTT	NP_004079.3 (R112G)	13.726
Off target			
2	ZNF385A	NP_056296.1	2.667
3	PCOLCE	NP_002584.2	1.985
4	PAX2	NP_003981.2	1.891
5	CHI3L2	NP_003991.2 (A182V)	1.690
6	CBFA2T2	NP_005084.1	1.653
7	PMS2P5	A8MQ11	1.636
8	ASCL5	NP_001257530.1	1.631
9	C16orf59	Q7L2K0-2	1.612
10	VEGFC	NP_005420.1	1.564
11	PPP1R32	NP_659454.2	1.538
12	PIF1	Q9H611-2	1.512
13	EXD2	NP_060669.1	1.489
13	CCNO	NP_066970.3	1.489
15	APC	NP_000029.2	1.484
16	THAP3	NP_612359.2	1.484
17	SCMH1	NP_001165690.1	1.467
18	KRT31	NP_002268.2	1.462
19	TCF15	NP_004600.2	1.462
20	ZC3H12C	XP_016873966.1	1.453

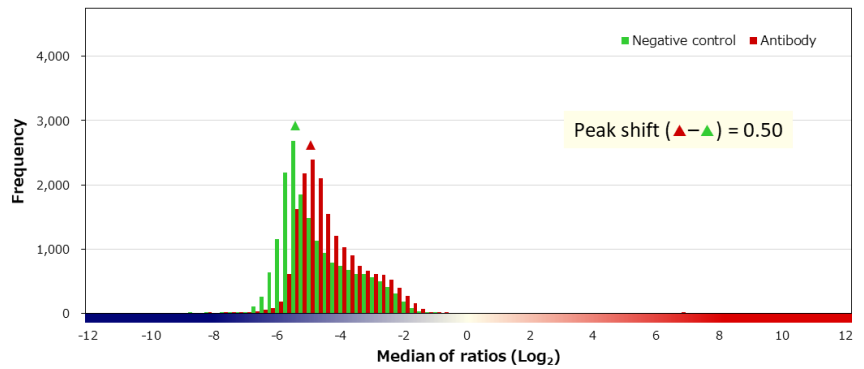
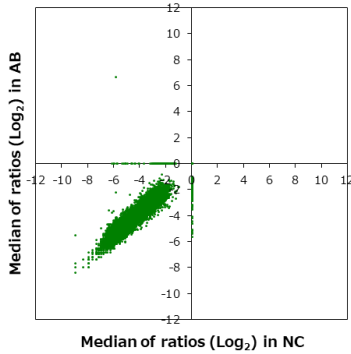


BSA	-	HA peptide	-	6xHis peptide	-	FLAG peptide	-	GST	-	MBP	-	Hemocyanin -KLH	-
-----	---	------------	---	---------------	---	--------------	---	-----	---	-----	---	-----------------	---

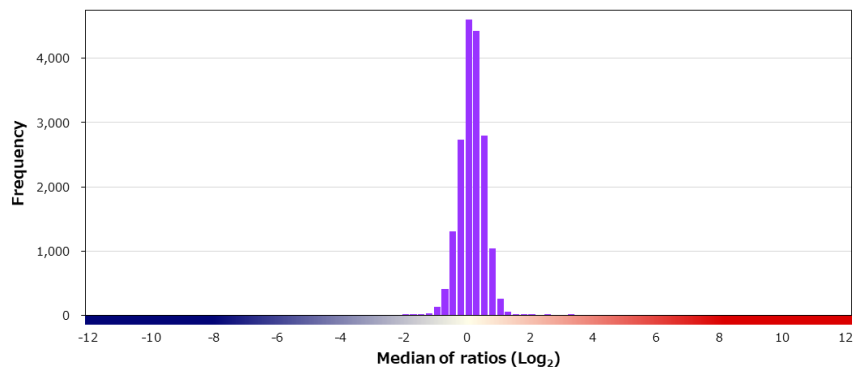
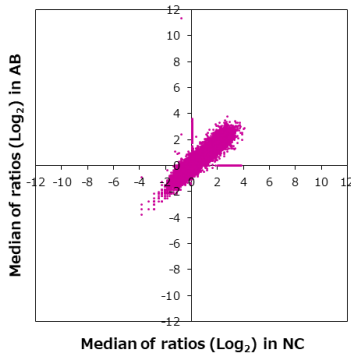
Supplier Cell Signaling Technology		Product code 3833P	Lot # 1
Host Rabbit	Clonality Monoclonal	Isotype IgG	Clone D16E9
Applications <input checked="" type="checkbox"/> WB <input type="checkbox"/> SW <input type="checkbox"/> ELISA <input type="checkbox"/> FCM <input type="checkbox"/> ICC <input checked="" type="checkbox"/> IF <input type="checkbox"/> IHC <input checked="" type="checkbox"/> IP <input type="checkbox"/> B/N			
Note			

タンパク質マイクロアレイ (18K)

■ 測定値 (Raw データ) 分布

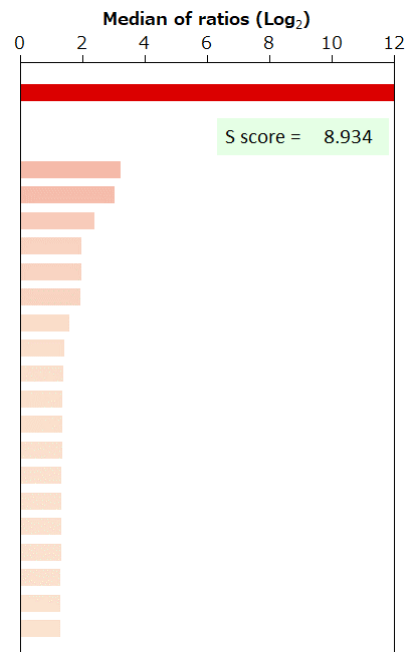


■ 補正值分布



■ 特異性検証

Rank	Gene	Protein	Score
On target			
1	EIF6	NP_002203.1	12.169
Off target			
2	ERI1	NP_699163.2	3.235
3	GBA2	NP_065995.1	3.041
4	APBB2	NP_001159523.1	2.389
5	TGM1	NP_000350.1	1.983
6	REEP2	NP_001258732.1	1.978
7	STK17B	NP_004217.1	1.957
8	CAPN8	NP_001137434.1	1.581
9	SCML2	NP_006080.1	1.439
10	TMEM117	NP_115632.1	1.407
11	HIST1H4J/HIST1H4K	NP_003532.1/NP_068803.1	1.380
12	TCEA2	NP_003186.1	1.377
13	POLE3	NP_059139.3	1.352
14	TMEM237	NP_689601.2	1.318
14	TP53	NP_001119586.1:p.G245D	1.318
14	LPXN	NP_001137467.1	1.318
17	IFNAR1	NP_000620.2	1.318
18	FATE1	NP_149076.1	1.301
19	FYB	NP_001230022.1	1.290
20	COP57A	NP_057403.1	1.289

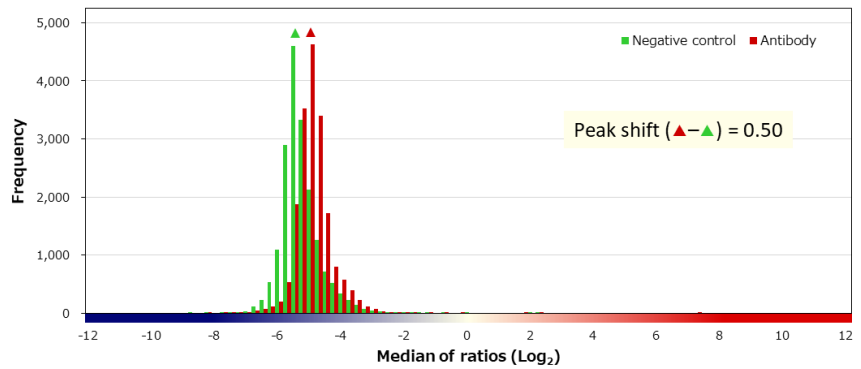
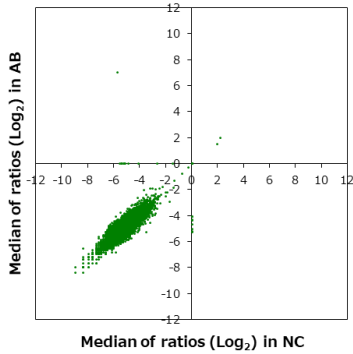


BSA	-	HA peptide	-	6xHis peptide	-	FLAG peptide	-
-----	---	------------	---	---------------	---	--------------	---

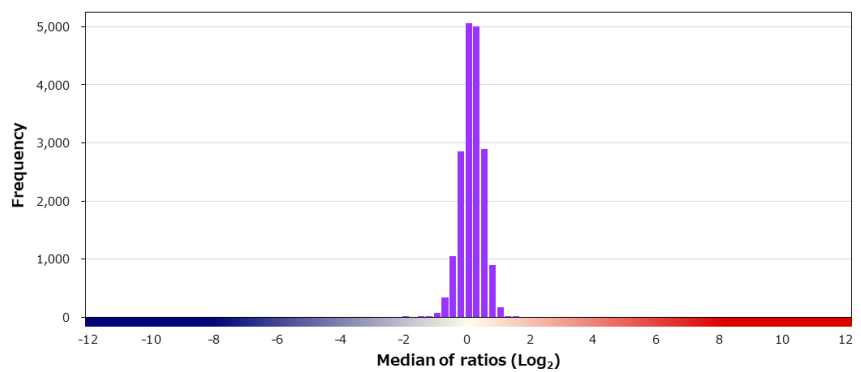
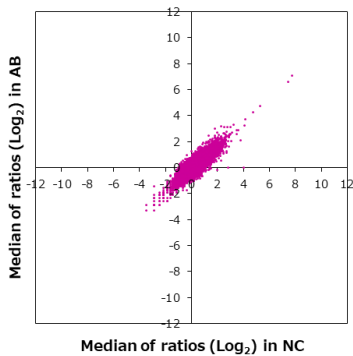
Supplier Leica	Product code NCL-EMERIN	Lot # 6073183
Host Mouse	Clonality Monoclonal	Isotype IgG1
Applications <input type="checkbox"/> WB <input type="checkbox"/> SW <input type="checkbox"/> ELISA <input type="checkbox"/> FCM <input type="checkbox"/> ICC <input type="checkbox"/> IF <input checked="" type="checkbox"/> IHC <input type="checkbox"/> IP <input type="checkbox"/> B/N		
Note		

タンパク質マイクロアレイ (18K)

測定値 (Raw データ) 分布

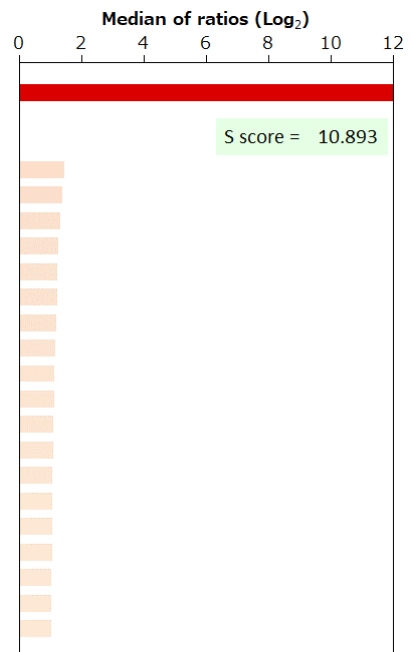


補正值分布



特異性検証

Rank	Gene	Protein	Score
On target			
1	EMD	NP_000108.1	12.368
Off target			
2	FXD5	NP_054883.3	1.475
3	ZBTB43	NP_054726.1	1.395
4	MBTPS2	NP_056968.1	1.331
5	TP53	NP_001119588.1:p.E153K	1.258
6	CXCL9	NP_002407.1	1.225
7	HSPA1L	NP_005518.3 (T493M/E602K)	1.222
8	HADHA	NP_000173.2	1.219
9	PPM1G	NP_817092.1	1.159
10	AMHR2	NP_065434.1	1.155
11	ERCC8	NP_000073.1	1.144
12	ARL9	NP_996802.1	1.115
13	RFTN1	NP_055965.1 (V421I)	1.092
14	HIST1H1C	NP_005310.1	1.067
15	CCDC150	Q8NCX0-4	1.063
16	ZNF367	NP_710162.1	1.060
16	HP1BP3	NP_057371.2	1.060
18	COMMD9	NP_054905.2	1.051
19	ZNF658	NP_149350.3	1.048
20	QSOX1	NP_002817.2 (G200A/H444R)	1.043

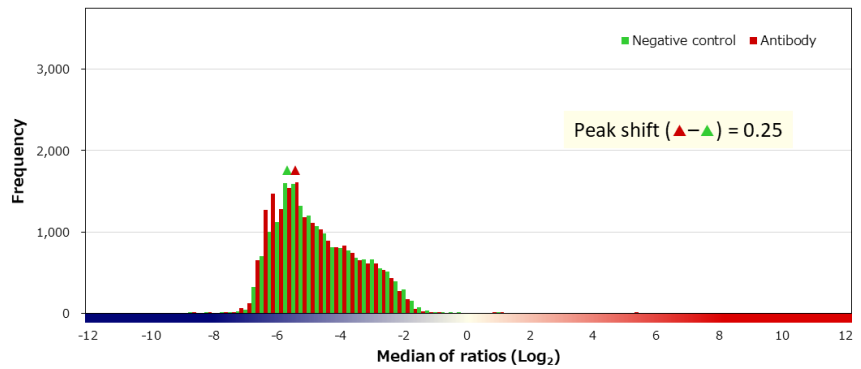
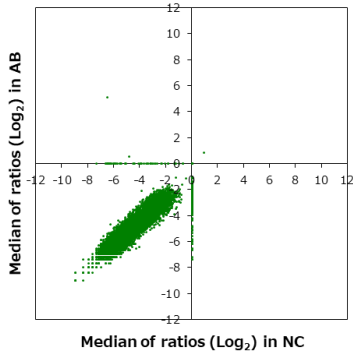


BSA	-	HA peptide	-	6xHis peptide	-	FLAG peptide	-	GST	-	MBP	-	Hemocyanin -KLH	-
-----	---	------------	---	---------------	---	--------------	---	-----	---	-----	---	-----------------	---

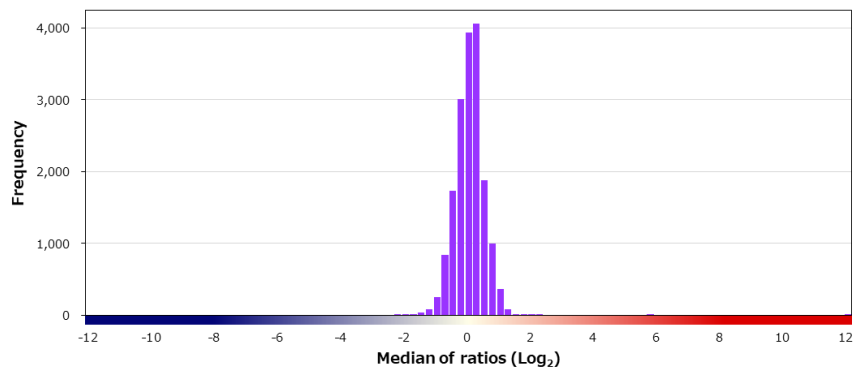
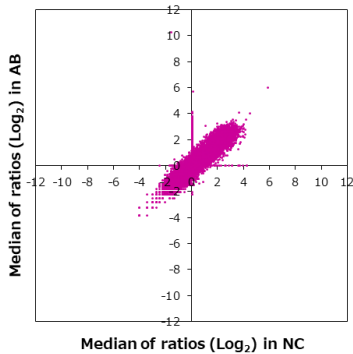
Supplier	Product code		Lot #
Dako	IR612		20021967
Host	Clonality	Isotype	Clone
Mouse	Monoclonal	IgG1, kappa	BBS/NC/VI-H14
Applications			
<input type="checkbox"/> WB	<input type="checkbox"/> SW	<input type="checkbox"/> ELISA	<input type="checkbox"/> FCM
<input type="checkbox"/> ICC	<input type="checkbox"/> IF	<input checked="" type="checkbox"/> IHC	<input type="checkbox"/> IP
<input type="checkbox"/> B/N			
Note			

タンパク質マイクロアレイ (18K)

測定値 (Raw データ) 分布

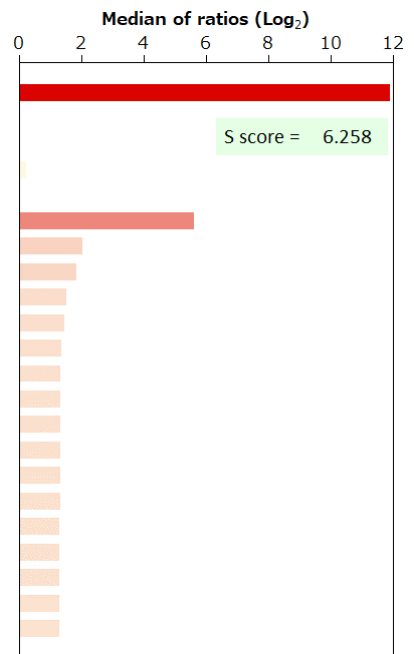


補正值分布



特異性検証

Rank	Gene	Protein	Score
On target			
1	ENO2	NP_001966.1	11.876
Off target			
-	ENO1	NP_001419.1	0.249
-	ENO3	NP_001180432.1	-0.014
2	ANAPC16	NP_775744.1	5.618
3	FAM204A	NP_071346.1	2.047
4	TMEM74	NP_694560.1	1.834
5	PSMG2	NP_064617.2	1.512
6	VWA9	NP_001129515.1	1.472
7	PRG3	NP_006084.2 (I109T)	1.375
8	HEATR5B	NP_061897.1	1.344
9	TAL1	NP_003180.1	1.342
10	MAP3K3	NP_002392.2	1.337
10	DPH6	NP_542381.1	1.337
12	WDR90	Q96KV7-7	1.337
13	TET1	NP_085128.2	1.317
14	FAM118B	NP_078832.1	1.316
15	CFAP161	Q6P656-2	1.308
16	ZNF214	NP_037381.2	1.300
17	PTCHD1	NP_775766.2	1.298
18	SH3BP4	NP_055336.1	1.294

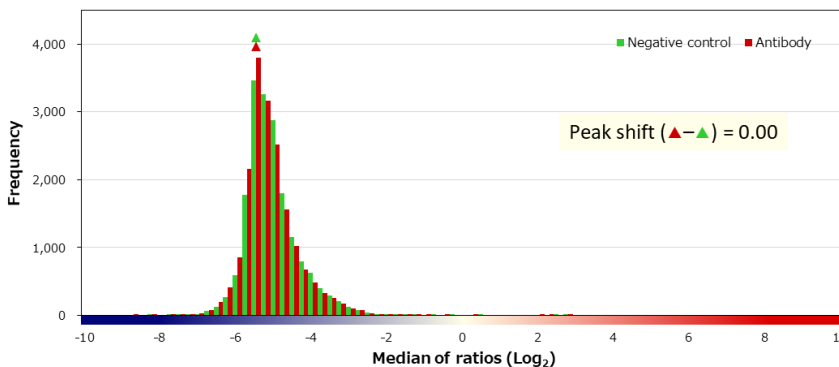
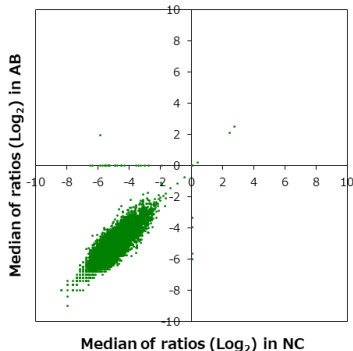


BSA	-	HA peptide	-	6xHis peptide	-	FLAG peptide	-
-----	---	------------	---	---------------	---	--------------	---

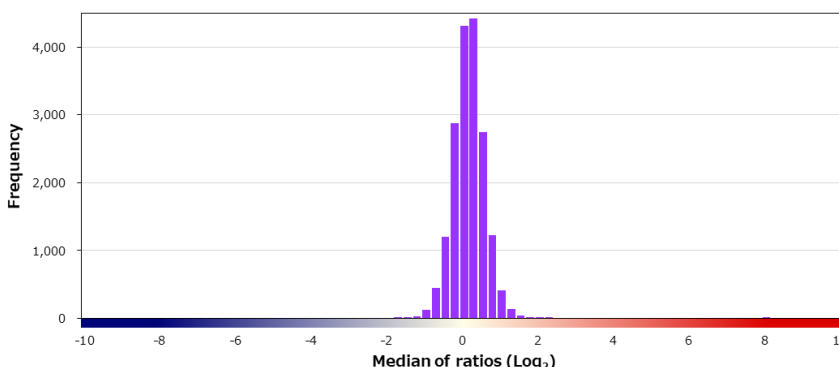
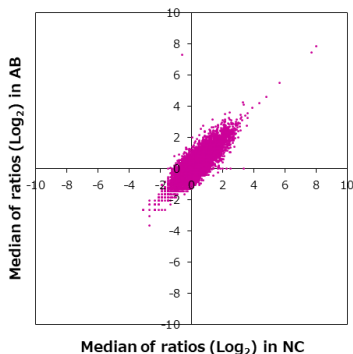
Supplier	Product code		Lot #
Leica	PA0435		66191
Host	Clonality	Isotype	Clone
Mouse	Monoclonal	IgG2b	22C9
Applications			
<input type="checkbox"/> WB	<input type="checkbox"/> SW	<input type="checkbox"/> ELISA	<input type="checkbox"/> FCM
<input type="checkbox"/> ICC	<input type="checkbox"/> IF	<input checked="" type="checkbox"/> IHC	<input type="checkbox"/> IP
<input type="checkbox"/> B/N			
Note			

タンパク質マイクロアレイ (18K)

測定値 (Raw データ) 分布

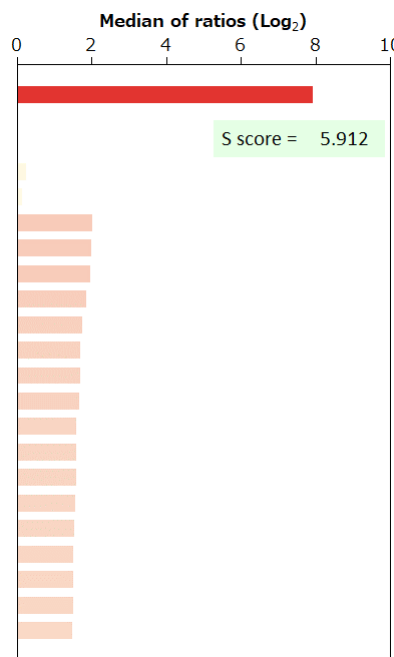


補正值分布



特異性検証

Rank	Gene	Protein	Score
On target			
1	ENO2	NP_001986.1	7.936
Off target			
-	ENO1	NP_001419.1	0.243
-	ENO3	NP_001180432.1	0.138
2	RTKN	NP_001015056.1	2.024
3	MEOX2	NP_005915.2 (H80)	1.985
4	GDF10	NP_004953.1	1.965
5	LEF1	NP_057353.1	1.863
6	PIPSL	A2A3N6	1.746
7	CATSPER2	NP_001269239.1	1.708
8	GFER	P55789-2	1.702
9	TMEM8A	NP_067082.2 (T136A/I310V)	1.676
10	CCHCR1	NP_061925.2 (R417Q)	1.601
11	GAGE2D/GAGE8	NP_001091877.1/NP_036328.1	1.592
12	TSPAN11	NP_001073978.1	1.581
13	ABCD4	NP_005041.1 (A304T/E368K)	1.565
14	SP1	NP_612482.2	1.543
15	GTPBP6	NP_036359.3	1.525
16	HIST1H1D	NP_005311.1	1.512
17	TP53	NP_001119587.1:p.C143Y	1.506
18	PPP2R1A	NP_055040.2	1.474

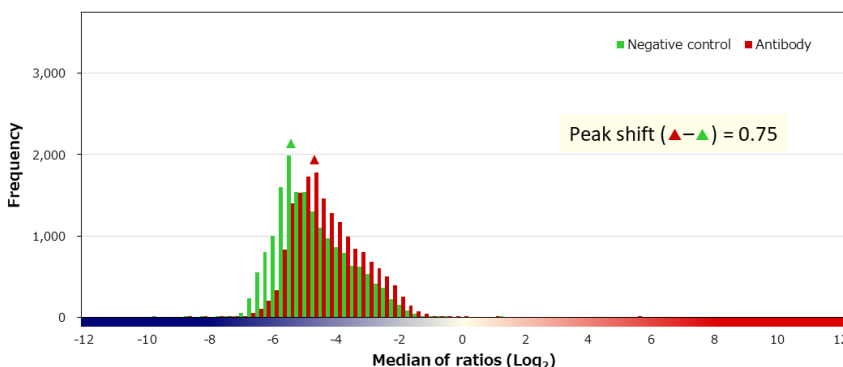
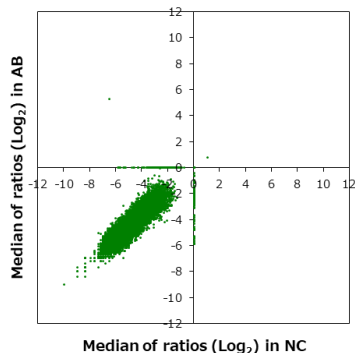


BSA	-	HA peptide	-	6xHis peptide	-	FLAG peptide	-	GST	-	MBP	-	Hemocyanin -KLH	-
-----	---	------------	---	---------------	---	--------------	---	-----	---	-----	---	-----------------	---

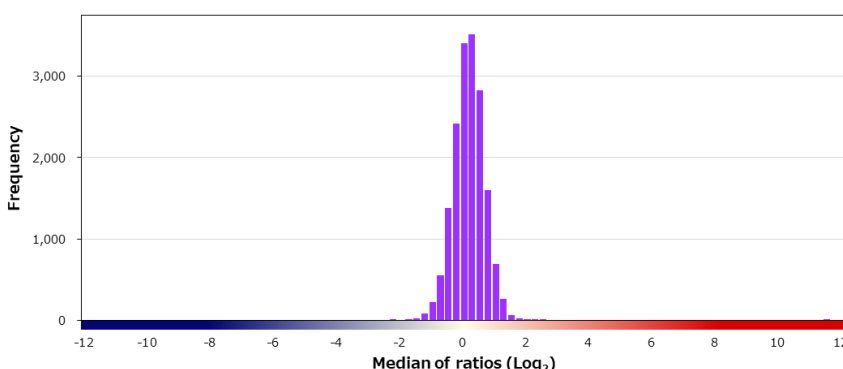
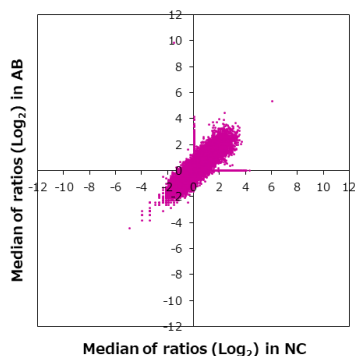
Supplier	Product code		Lot #
Roche	760-4786		V0001681
Host	Clonality	Isotype	Clone
Mouse	Monoclonal		MRQ-55
Applications			
<input type="checkbox"/> WB	<input type="checkbox"/> SW	<input type="checkbox"/> ELISA	<input type="checkbox"/> FCM
<input type="checkbox"/> ICC	<input type="checkbox"/> IF	<input checked="" type="checkbox"/> IHC	<input type="checkbox"/> IP
<input type="checkbox"/> B/N			
Note			

タンパク質マイクロアレイ (18K)

測定値 (Raw データ) 分布

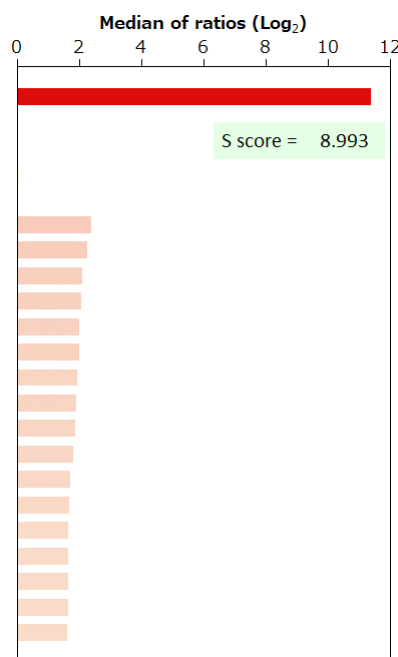


補正值分布



特異性検証

Rank	Gene	Protein	Score
On target			
1	ENO2	NP_001966.1	11.382
Off target			
-	ENO3	NP_001180432.1	0.064
-	ENO1	NP_001419.1	-0.280
2	MINPP1	NP_004888.2	2.389
3	TET1	NP_085128.2	2.277
4	LIG4	NP_002303.2	2.109
5	C1orf115	NP_078985.3	2.081
6	COL4A3BP	NP_001123577.1	2.010
7	FCGR1A	NP_000557.1	2.001
8	IFNAR1	NP_000620.2	1.947
9	FLRT3	NP_037413.1	1.919
10	C9orf66	NP_689782.2	1.877
11	PPP5C	NP_006238.1	1.821
12	FBXL22	NP_976307.1	1.730
13	THTPA	NP_077304.1	1.692
14	ALDH1L1	NP_001257293.1	1.664
15	TSGA10IP	NP_689975.2	1.653
16	ASL	NP_000039.2	1.646
17	SLC18A1	NP_003044.1 (I136T)	1.642
18	MKRN2	NP_054879.3	1.637



BSA	-	HA peptide	-	6xHis peptide	-	FLAG peptide	-
-----	---	------------	---	---------------	---	--------------	---

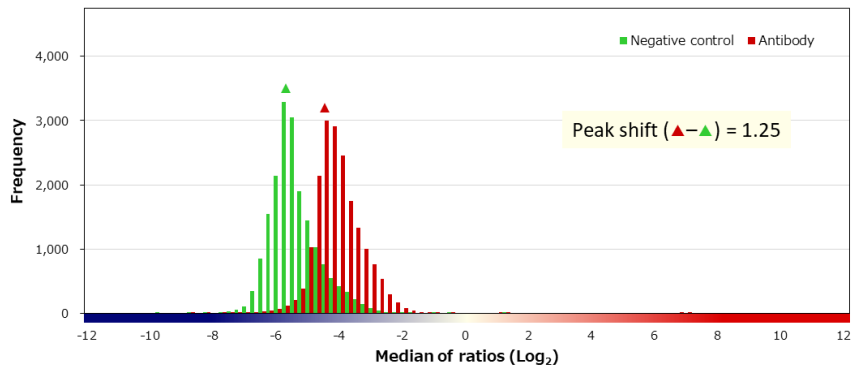
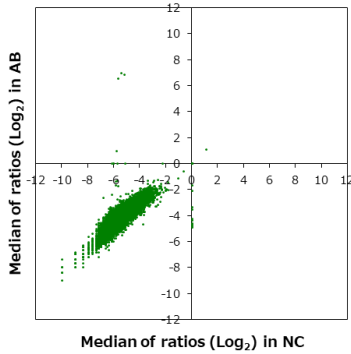
EPCAM (CD326)

Epithelial cell adhesion molecule

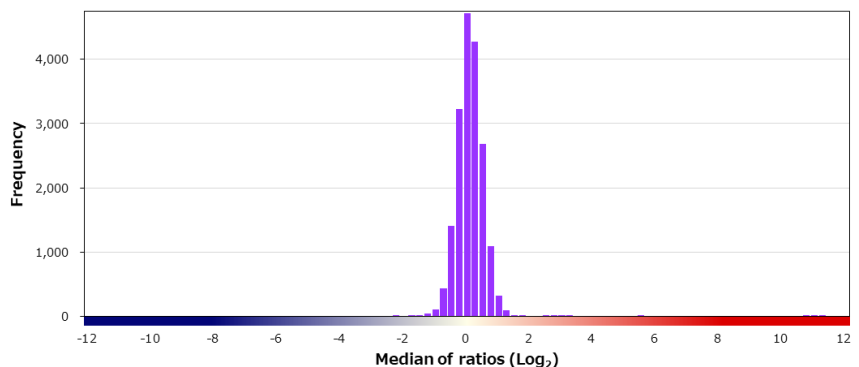
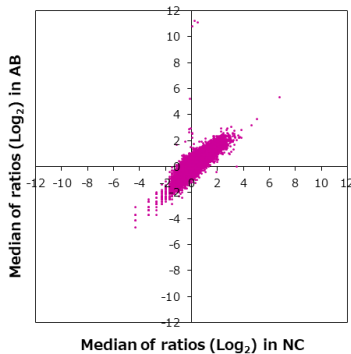
Supplier	Product code		Lot #
OriGene	UM570097		A001
Host	Clonality	Isotype	Clone
Mouse	Monoclonal	IgG1	UMAB132
Applications			
<input checked="" type="checkbox"/> WB	<input type="checkbox"/> SW	<input type="checkbox"/> ELISA	<input type="checkbox"/> FCM
<input type="checkbox"/> ICC	<input type="checkbox"/> IF	<input checked="" type="checkbox"/> IHC	<input type="checkbox"/> IP
<input type="checkbox"/> B/N			
Note			

タンパク質マイクロアレイ (18K)

測定値 (Raw データ) 分布

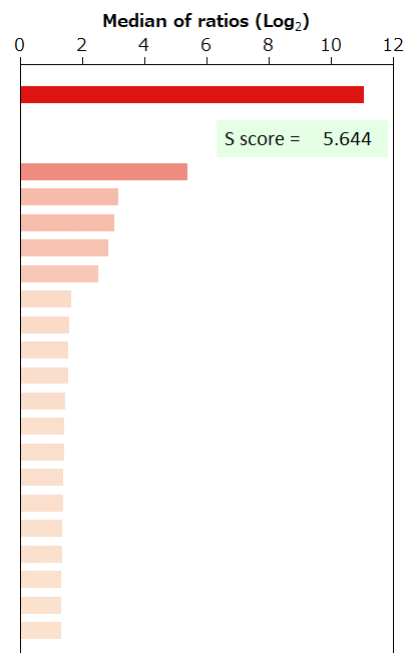


補正值分布



特異性検証

Rank	Gene	Protein	Score
On target			
1	EPCAM	NP_002345.2 (M115T)	11.044
Off target			
2	MXI1	NP_569157.2	5.400
3	TUBB1	NP_110400.1	3.161
4	TBRG1	XP_016873931.1	3.026
5	MXD1	NP_002348.1	2.831
6	APOLD1	NP_110444.3	2.531
7	UBA3	NP_937838.1	1.642
8	SZT2	Q5T011-7	1.605
9	SYP	NP_003170.1	1.573
10	LIPH	NP_640341.1	1.548
11	FAM129C	NP_001308757.1	1.471
12	PSMC3IP	Q9P2W1-3	1.426
13	IFT88	NP_783195.2 (M383I)	1.421
14	GAB1	NP_997006.1	1.402
15	RAB11FIP5	NP_056285.1	1.385
16	NOXO1	NP_751908.1	1.366
17	SLC8A3	NP_001123889.1	1.360
18	CD79A	NP_001774.1	1.343
19	PPP1R3B	NP_078883.2	1.335
20	GRP	NP_002082.2	1.335

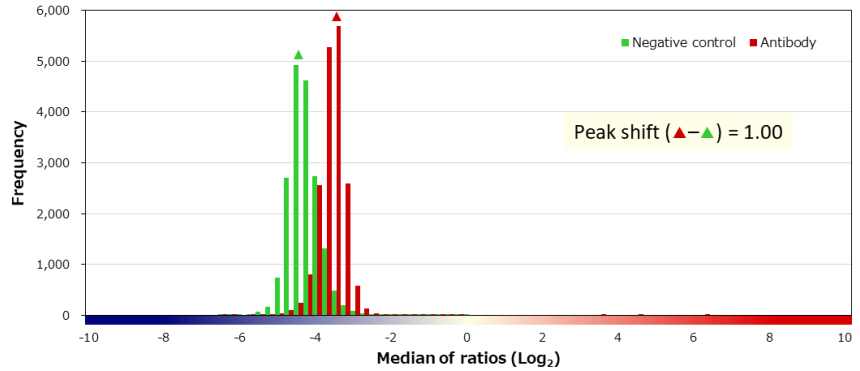
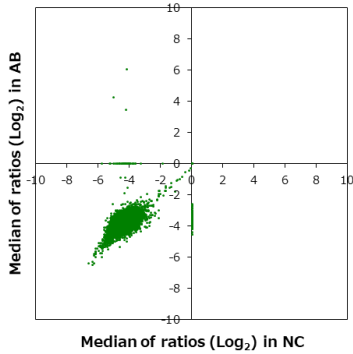


BSA	-	HA peptide	-	6xHis peptide	-	FLAG peptide	-	GST	-	MBP	-	Hemocyanin -KLH	-
-----	---	------------	---	---------------	---	--------------	---	-----	---	-----	---	-----------------	---

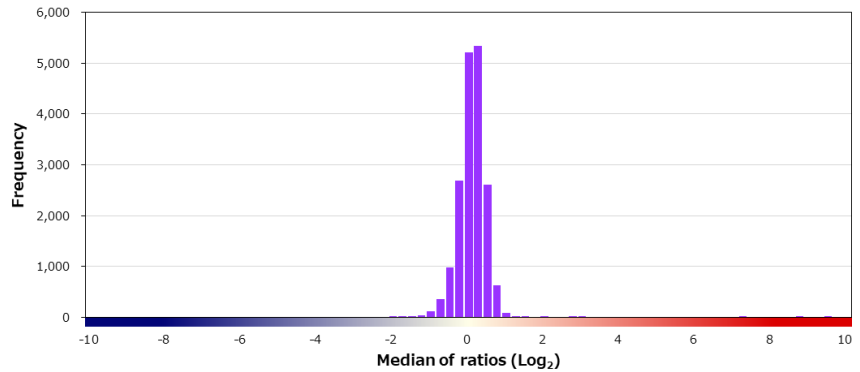
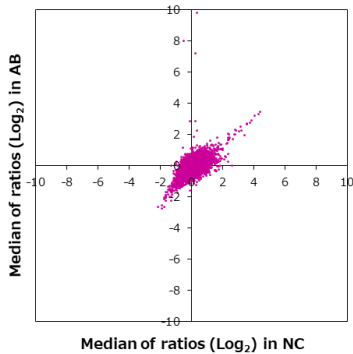
Supplier Cell Signaling Technology		Product code 6997P		Lot # 1	
Host Rabbit		Clonality Monoclonal		Isotype IgG	
Applications					
<input checked="" type="checkbox"/> WB	<input type="checkbox"/> SW	<input type="checkbox"/> ELISA	<input type="checkbox"/> FCM	<input type="checkbox"/> ICC	<input checked="" type="checkbox"/> IF <input checked="" type="checkbox"/> IHC <input checked="" type="checkbox"/> IP <input type="checkbox"/> B/N
Note					

タンパク質マイクロアレイ (18K)

測定値 (Raw データ) 分布

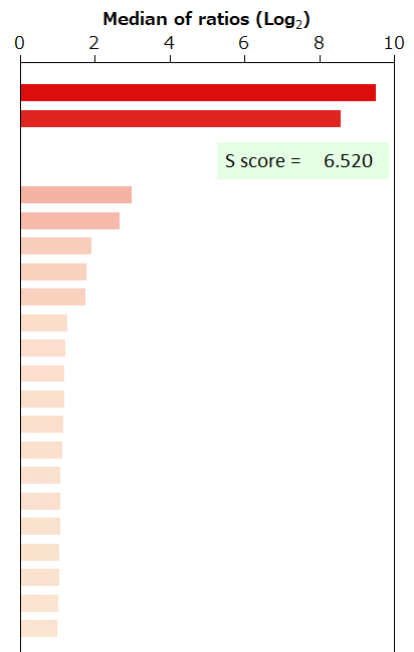


補正值分布



特異性検証

Rank	Gene	Protein	Score
On target			
1	EPHA2	BAG59366.1	9.497
2	EPHA2	NP_004422.2	8.556
Off target			
3	OR1J4	NP_001004452.1	2.977
4	PRKCG	NP_002730.1 (Q210H)	2.672
5	NDUFA13	NP_057049.5	1.912
6	PARP3	NP_005476.4	1.779
7	GIMAP4	NP_060796.1	1.767
8	EPS15L1	NP_001245304.1	1.277
9	ATF6B	NP_004372.3	1.226
10	CCDC47	NP_064583.2	1.202
11	PLK2	NP_006613.2	1.186
12	CMTM3	NP_653202.1	1.170
13	CATSPER2	NP_001269239.1	1.133
14	SETBP1	NP_001123582.1	1.097
15	FAM96A	NP_115607.1	1.093
16	WDR26	NP_079436.4	1.071
17	IFI27L1	NP_660292.1	1.069
18	TMEM245	Q9H330-3	1.055
19	TBC1D20	Q96BZ9-2	1.027
20	GHDC	NP_001136095.1 (D420G)	1.017

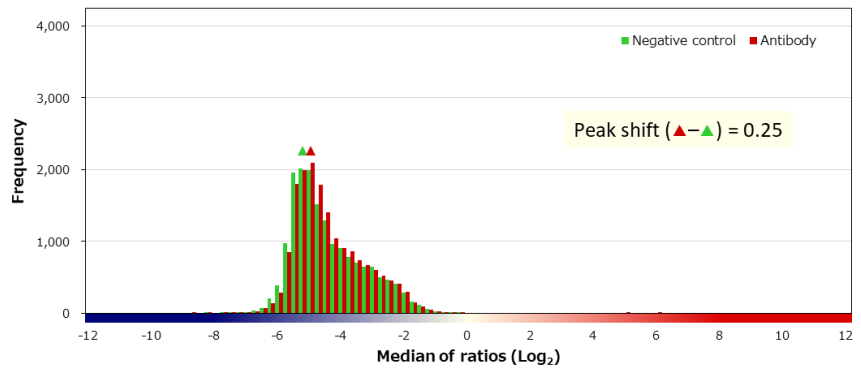
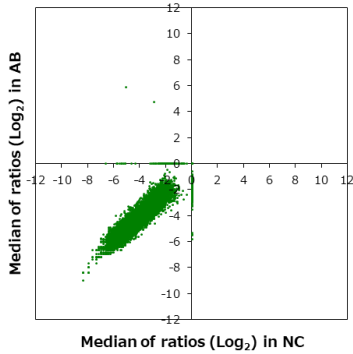


BSA	-	HA peptide	-	6xHis peptide	-	FLAG peptide	-
-----	---	------------	---	---------------	---	--------------	---

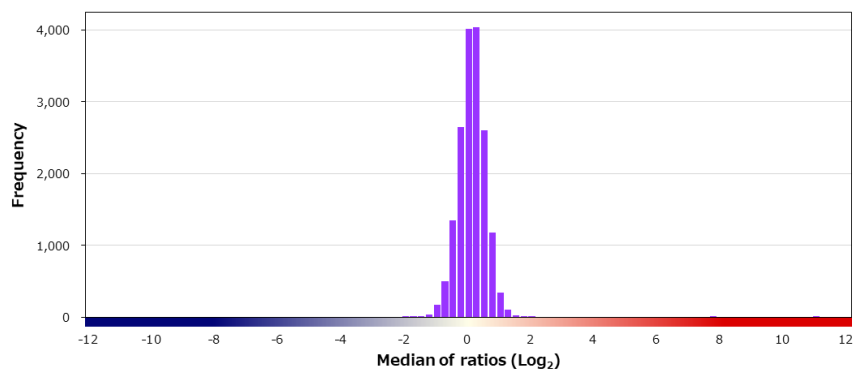
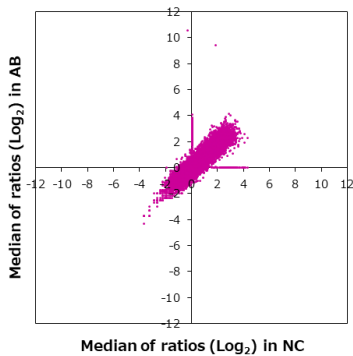
Supplier Biocare Medical		Product code CRM301A	Lot # 12517
Host Rabbit	Clonality Monoclonal	Isotype IgG	Clone SP1
Applications <input type="checkbox"/> WB <input type="checkbox"/> SW <input type="checkbox"/> ELISA <input type="checkbox"/> FCM <input type="checkbox"/> ICC <input type="checkbox"/> IF <input checked="" type="checkbox"/> IHC <input type="checkbox"/> IP <input type="checkbox"/> B/N			
Note			

タンパク質マイクロアレイ (18K)

■ 測定値 (Raw データ) 分布

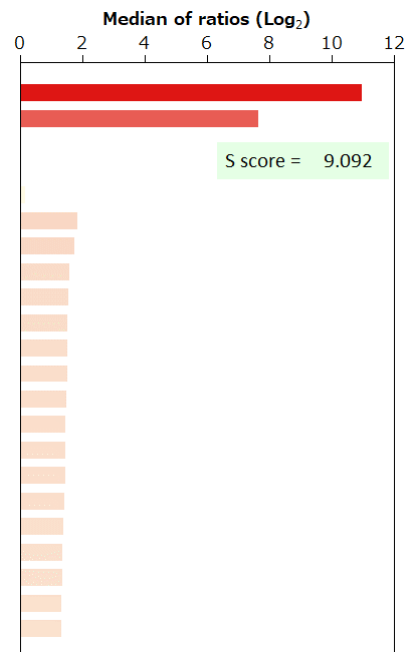


■ 補正值分布



■ 特異性検証

Rank	Gene	Protein	Score
On target			
1	ESR1	NP_001278159.1 (M519T)	10.950
2	ESR1	NP_001278159.1	7.649
Off target			
-	ESR2	NP_001035365.1	0.161
3	EDARADD	NP_665860.2	1.858
4	DNAJB4	NP_008965.2	1.762
5	CYP27C1	NP_001001665.3	1.581
6	WSB1	NP_056441.6	1.565
7	CFAP77	NP_997300.1	1.535
8	IPO5	O00410-2	1.520
9	ZFC3H1	O60293-4	1.511
10	CAGE1	NP_001164163.1	1.491
11	TP53	NP_001263626.1:p.M78I	1.471
12	PCDHAC2	NP_061722.1	1.468
13	IRS2	NP_003740.2	1.463
14	GC	NP_000574.2 (H445R)	1.442
15	SP110	NP_536349.2	1.383
16	PCID2	NP_060856.2	1.366
17	PSTK	Q8IV42-2	1.355
18	SPOCK1	NP_004589.1	1.345
19	TMEM184B	NP_036396.2	1.335

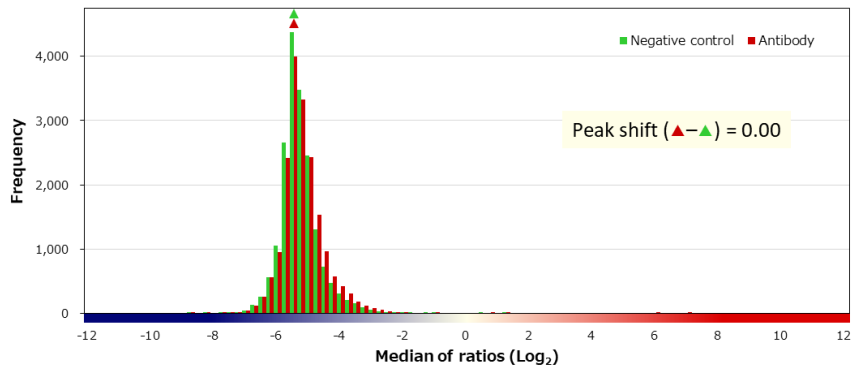
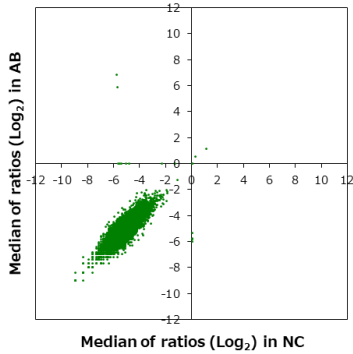


BSA	-	HA peptide	-	6xHis peptide	-	FLAG peptide	-
-----	---	------------	---	---------------	---	--------------	---

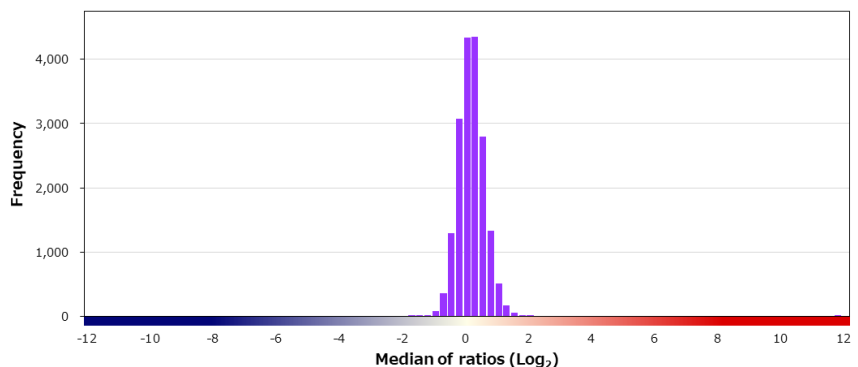
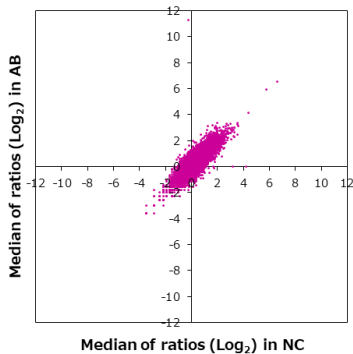
Supplier	Roche		Product code	790-4324		Lot #	F21057		
Host	Rabbit		Clonality	Monoclonal		Isotype	IgG		
Applications	<input type="checkbox"/> WB	<input type="checkbox"/> SW	<input type="checkbox"/> ELISA	<input type="checkbox"/> FCM	<input type="checkbox"/> ICC	<input type="checkbox"/> IF	<input checked="" type="checkbox"/> IHC	<input type="checkbox"/> IP	<input type="checkbox"/> B/N
Note									

タンパク質マイクロアレイ (18K)

■ 測定値 (Raw データ) 分布

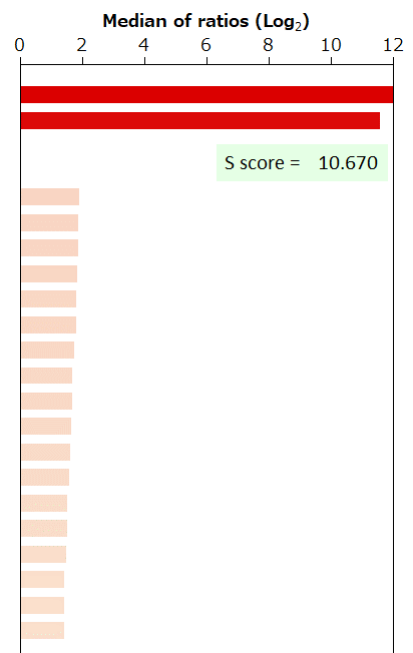


■ 補正值分布



■ 特異性検証

Rank	Gene	Protein	Score
On target			
1	ESR1	NP_001278159.1	12.597
2	ESR1	NP_001278159.1 (M519T)	11.584
Off target			
3	TMEM132A	NP_060340.2 (A970V)	1.927
4	SPP2	NP_008875.1	1.888
5	RAB33A	NP_004785.1	1.873
6	TP53	NP_001263624.1:p.R234H	1.849
7	CLDN4	NP_001296.1	1.817
8	ITGA10	NP_003628.2	1.805
9	FND5	Q8NAU1-4	1.750
10	DXO	NP_005501.2	1.701
10	FAM27B/FAM27C	Q5VT28	1.701
12	DBNL	NP_001116428.1	1.662
13	FGD6	NP_060821.3	1.628
14	ACBD5	NP_001035938.1	1.594
15	OR1L4	NP_001005235.1 (G234R)	1.527
16	ALKBH4	NP_060091.1	1.527
17	DLC1	NP_872584.2 (N255D)	1.507
18	CDK18	Q07002-1 (T164M)	1.432
19	GALK1	NP_000145.1	1.428
20	HIPK1	NP_938009.1	1.422

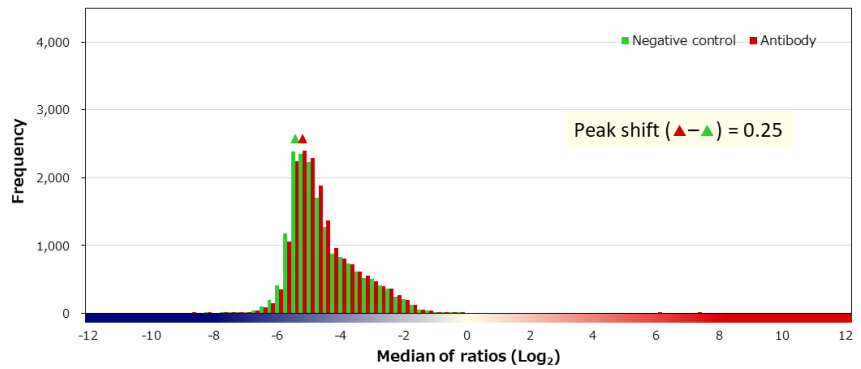
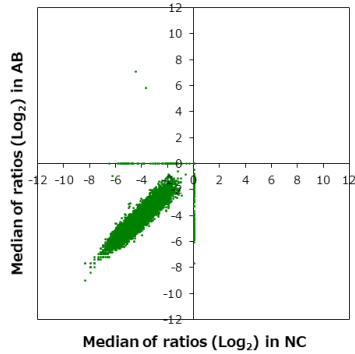


BSA	-	HA peptide	-	6xHis peptide	-	FLAG peptide	-	GST	-	MBP	-	Hemocyanin -KLH	-
-----	---	------------	---	---------------	---	--------------	---	-----	---	-----	---	-----------------	---

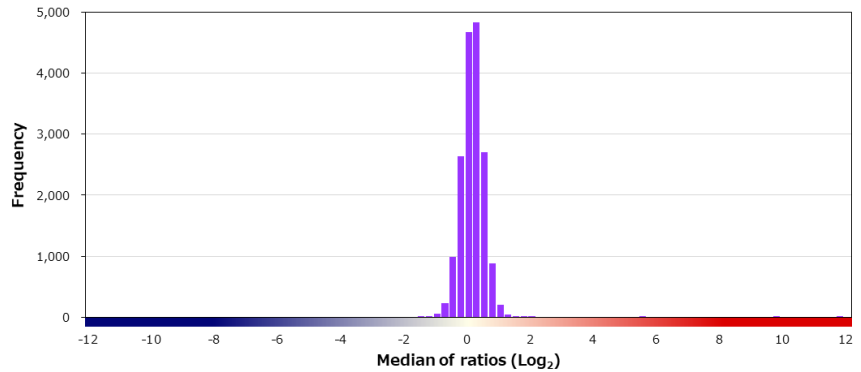
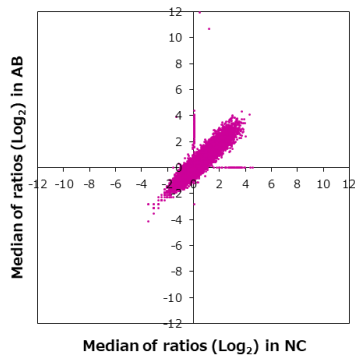
Supplier ニチレイバイオサイエンス		Product code 423931	Lot # H1412
Host Rabbit	Clonality Monoclonal	Isotype IgG	Clone SP1
Applications <input type="checkbox"/> WB <input type="checkbox"/> SW <input type="checkbox"/> ELISA <input type="checkbox"/> FCM <input type="checkbox"/> ICC <input type="checkbox"/> IF <input checked="" type="checkbox"/> IHC <input type="checkbox"/> IP <input type="checkbox"/> B/N			
Note			

タンパク質マイクロアレイ (18K)

■ 測定値 (Raw データ) 分布

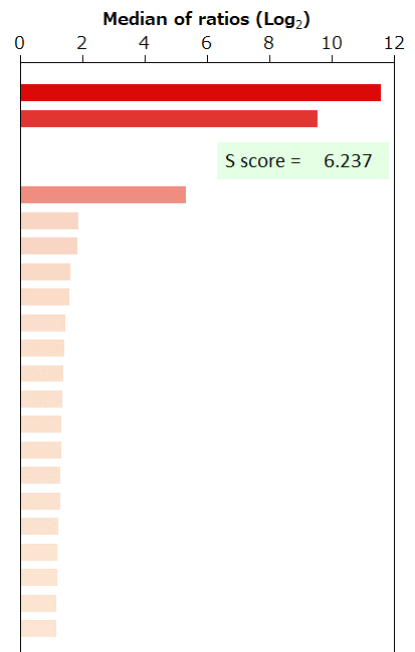


■ 補正值分布



■ 特異性検証

Rank	Gene	Protein	Score
On target			
1	ESR1	NP_001278159.1 (M519T)	11.552
2	ESR1	NP_001278159.1	9.541
Off target			
3	EDARADD	NP_665860.2	5.315
4	FBXL7	NP_036436.1	1.890
5	STK17B	NP_004217.1	1.861
6	AGPAT3	NP_064517.1	1.632
7	LMO4	NP_006760.1 (VC164-165AY)	1.590
8	APBB2	NP_001159523.1	1.460
9	PARVB	NP_037459.2 (V58A)	1.439
10	CD2	NP_001758.2	1.389
11	MAP3K2	NP_006600.3	1.361
12	MGAT3	NP_002400.3	1.334
13	MZB1	NP_057543.2	1.332
14	PAG1	NP_060910.3 (L36P)	1.316
15	C7	NP_000578.2 (S389T)	1.294
16	IBA57-AS1	B1ANH7	1.252
17	DOC2B	NP_003576.2	1.204
18	SYCP1	NP_003167.2	1.191
19	PIP5K1C	NP_036530.1	1.174
20	DGKQ	NP_001338.2 (P27L)	1.163

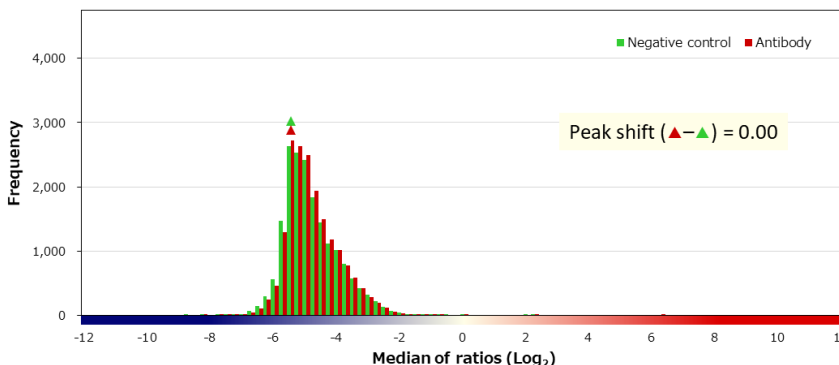
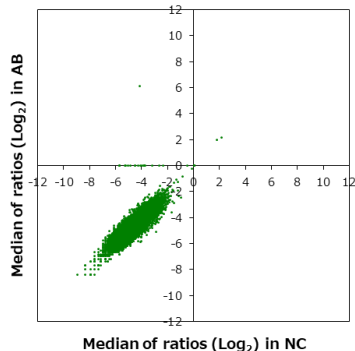


BSA	-	HA peptide	-	6xHis peptide	-	FLAG peptide	-
-----	---	------------	---	---------------	---	--------------	---

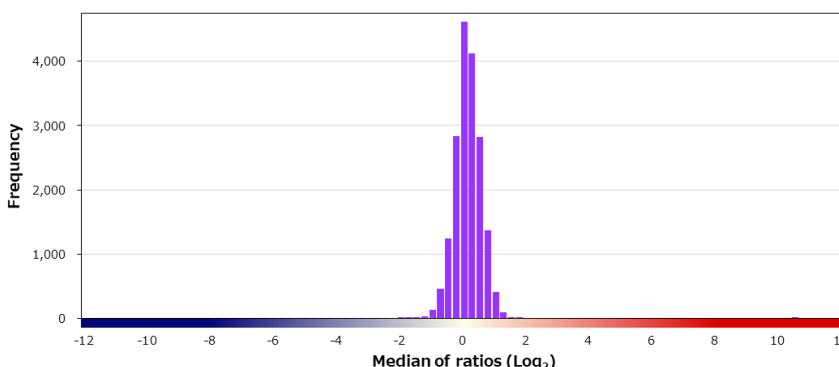
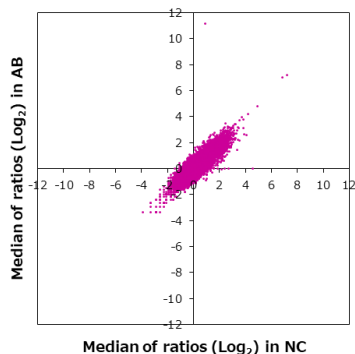
Supplier Leica	Product code NCL-L-EZH2	Lot # 6071626
Host Mouse	Clonality Monoclonal	Isotype IgG1
Applications <input type="checkbox"/> WB <input type="checkbox"/> SW <input type="checkbox"/> ELISA <input type="checkbox"/> FCM <input type="checkbox"/> ICC <input type="checkbox"/> IF <input checked="" type="checkbox"/> IHC <input type="checkbox"/> IP <input type="checkbox"/> B/N		
Note		

タンパク質マイクロアレイ (18K)

測定値 (Raw データ) 分布

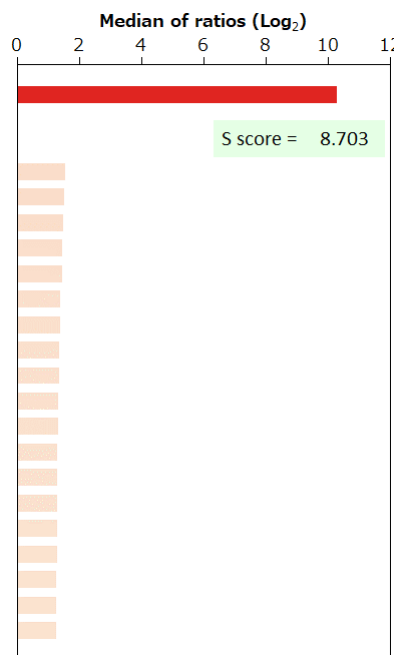


補正值分布



特異性検証

Rank	Gene	Protein	Score
On target			
1	EZH2	NP_004447.2	10.275
Off target			
2	CSTF1	NP_001315.1	1.572
3	IRAK3	NP_009130.2 (I147V/L400V)	1.537
4	PIGB	NP_004846.4 (I68L/W299L/L484S)	1.481
5	DXO	NP_005501.2	1.468
6	PPFIBP1	NP_001185845.1	1.461
7	ESRRA	NP_004442.3	1.396
8	S100A1	NP_006262.1	1.389
9	CCDC153	Q494R4-2	1.349
10	LHX5	NP_071758.1	1.349
11	DMP1	NP_004398.1	1.348
12	CABP1	NP_001028849.1	1.342
13	SCAF4	NP_065757.1	1.314
14	COX7C	NP_001858.1	1.309
15	USH1G	NP_775748.2	1.301
16	ZBTB41	NP_919290.2	1.293
17	MARC1	XP_011508206.1 (T63A)	1.292
18	LOC100144595	NP_001243297.1	1.284
19	TP53	NP_001119586.1:p.R248W	1.282
20	TBC1D22A	Q8WUA7-3	1.276



BSA	-	HA peptide	-	6xHis peptide	-	FLAG peptide	-	GST	-	MBP	-	Hemocyanin -KLH	-
-----	---	------------	---	---------------	---	--------------	---	-----	---	-----	---	-----------------	---

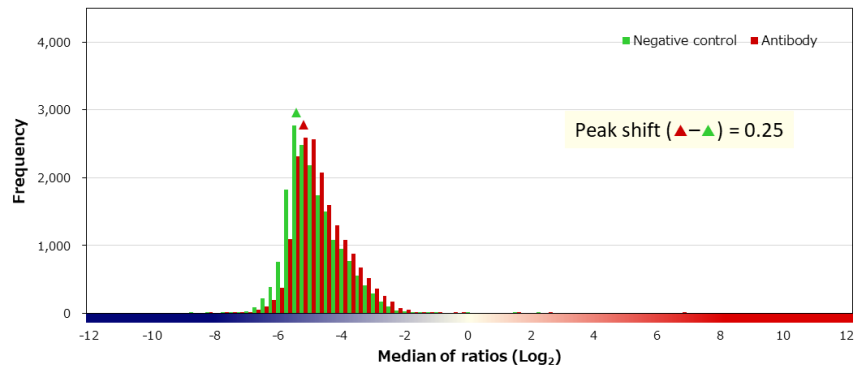
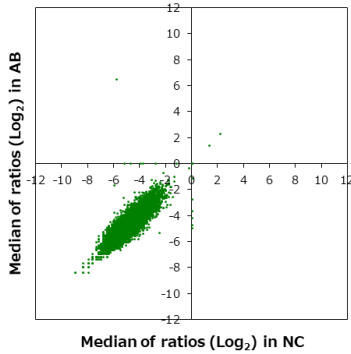
FCER2 (CD23)

Fc fragment of IgE receptor II

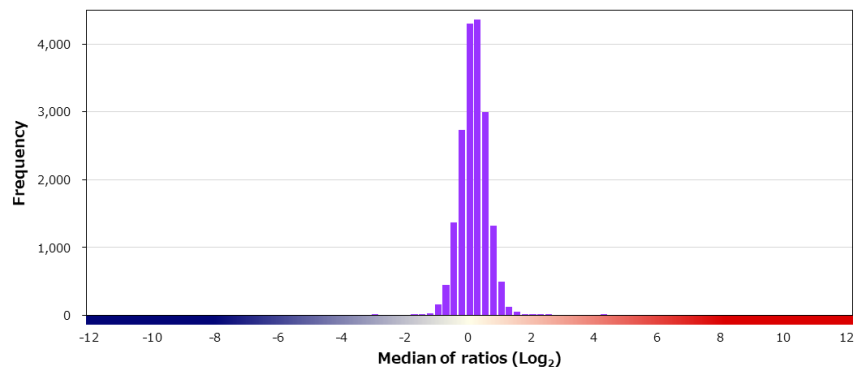
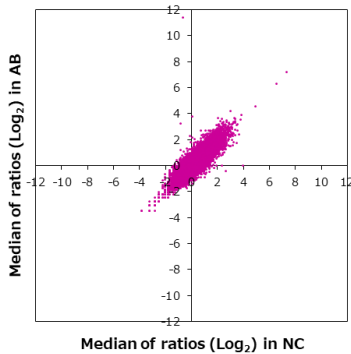
Supplier ニチレイバイオサイエンス		Product code 413341	Lot # H1610
Host Mouse	Clonality Monoclonal	Isotype IgG1	Clone 1B12
Applications <input type="checkbox"/> WB <input type="checkbox"/> SW <input type="checkbox"/> ELISA <input type="checkbox"/> FCM <input type="checkbox"/> ICC <input type="checkbox"/> IF <input checked="" type="checkbox"/> IHC <input type="checkbox"/> IP <input type="checkbox"/> B/N			
Note			

タンパク質マイクロアレイ (18K)

測定値 (Raw データ) 分布

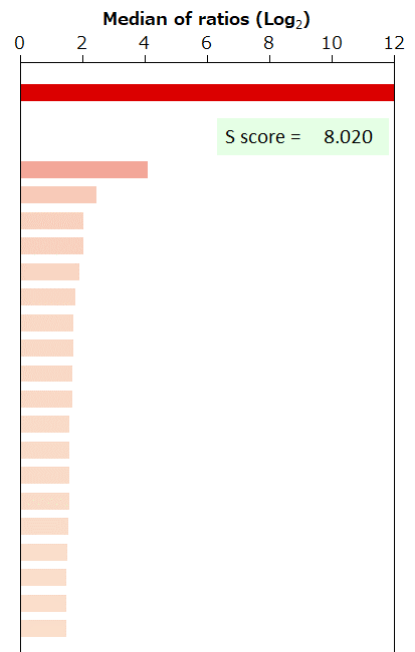


補正值分布



特異性検証

Rank	Gene	Protein	Score
On target			
1	FCER2	NP_001993.2	12.127
Off target			
2	PLEKHS1	NP_079165.3	4.107
3	DCAF17	Q5H9S7-2	2.469
4	CBFA2T2	NP_005084.1	2.052
5	PITX2	NP_000316.2	2.050
6	RTN4RL2	NP_848665.1	1.899
7	STK39	NP_037365.2	1.800
8	F2	NP_000497.1 (T165M)	1.720
9	PCBP4	NP_127501.1	1.719
10	ZNF385A	NP_056296.1	1.703
11	TP53	NP_001119589.1:p.R141L	1.696
12	FAHD2A	NP_057128.2	1.603
13	SPACA3	NP_776246.1	1.592
14	IP6K1	NP_695005.1	1.590
15	CHI3L2	NP_003991.2 (A182V)	1.580
16	FAM35A	NP_061927.2	1.555
17	ABI3	NP_057512.1	1.525
18	NPR1	NP_000897.3	1.499
19	RNF14	NP_004281.1	1.494
20	NLRP4	NP_604393.2 (A144T/F655L/Q925L)	1.487

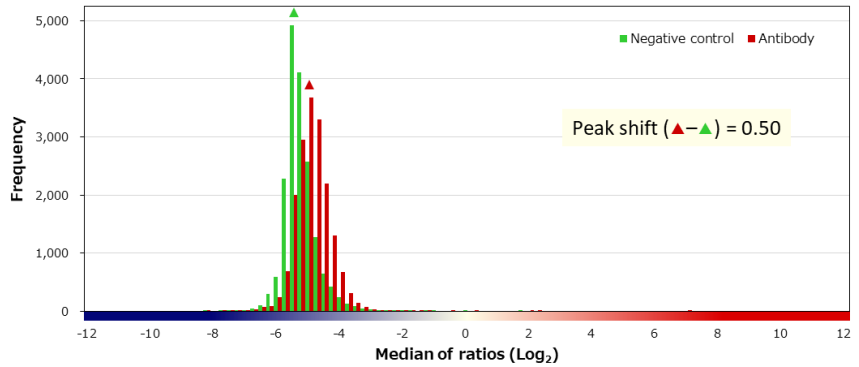
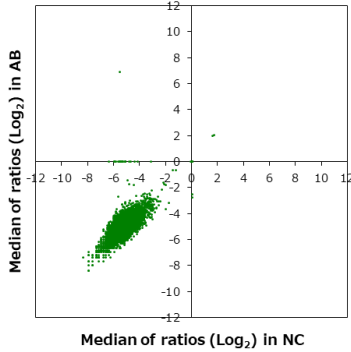


BSA	-	HA peptide	-	6xHis peptide	-	FLAG peptide	-	GST	-	MBP	-	Hemocyanin -KLH	-
-----	---	------------	---	---------------	---	--------------	---	-----	---	-----	---	-----------------	---

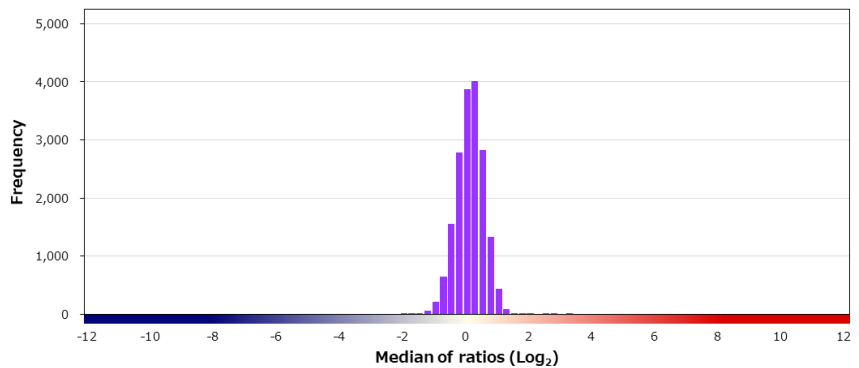
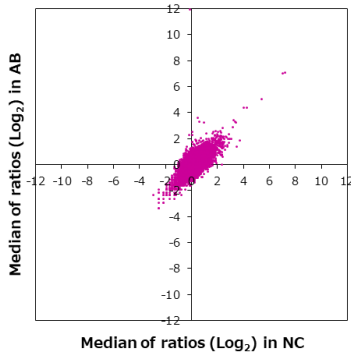
Supplier	Product code		Lot #
Leica	NCL-L-CD23-1B12		6072991
Host	Clonality	Isotype	Clone
Mouse	Monoclonal	IgG1, kappa	1B12
Applications			
<input type="checkbox"/> WB	<input type="checkbox"/> SW	<input type="checkbox"/> ELISA	<input type="checkbox"/> FCM
<input type="checkbox"/> ICC	<input type="checkbox"/> IF	<input checked="" type="checkbox"/> IHC	<input type="checkbox"/> IP
<input type="checkbox"/> B/N			
Note			

タンパク質マイクロアレイ (18K)

測定値 (Raw データ) 分布

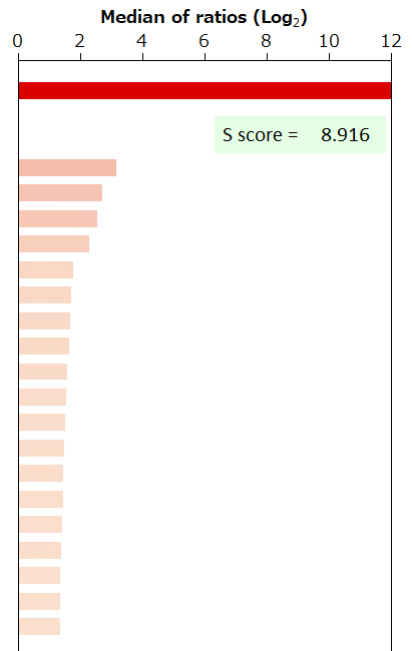


補正值分布



特異性検証

Rank	Gene	Protein	Score
On target			
1	FCER2	NP_001993.2	12.092
Off target			
2	DCAF17	Q5H9S7-2	3.176
3	MAP3K13	NP_001229243.1	2.705
4	PITX2	NP_000316.2	2.546
5	RBMX	P38159-2	2.283
6	NUPR1	NP_001035948.1	1.780
7	FAM32A	NP_054796.1	1.726
8	RRP36	NP_149103.1	1.684
9	HMGA1	NP_665906.1	1.661
10	RANBP3	NP_015561.1	1.585
11	BAALC	NP_079088.1	1.567
12	DNAJB3	NP_001001394.1	1.511
13	ATG13	NP_055556.2	1.480
14	JPH3	NP_065706.2 (I376T/P472T/P645L)	1.474
15	HIST1H2AI	NP_003500.1	1.463
16	ELK4	NP_001964.2	1.443
17	MAGEF1	NP_071432.2 (A66S/E158EE/E236A)	1.402
18	ING4	NP_001121054.1	1.381
19	H1FOO	NP_001295191.1	1.380
20	SNCB	NP_003076.1	1.378



BSA	-	HA peptide	-	6xHis peptide	-	FLAG peptide	-	GST	-	MBP	-	Hemocyanin -KLH	-
-----	---	------------	---	---------------	---	--------------	---	-----	---	-----	---	-----------------	---

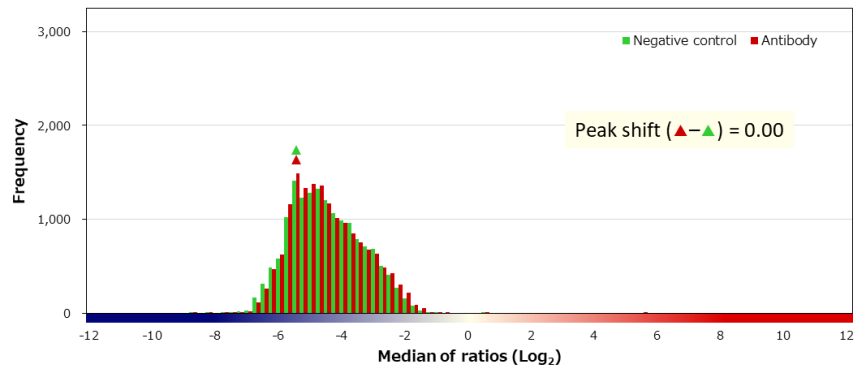
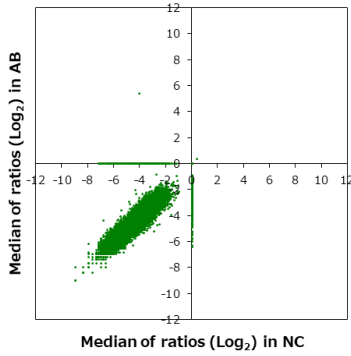
FCER2 (CD23)

Fc fragment of IgE receptor II

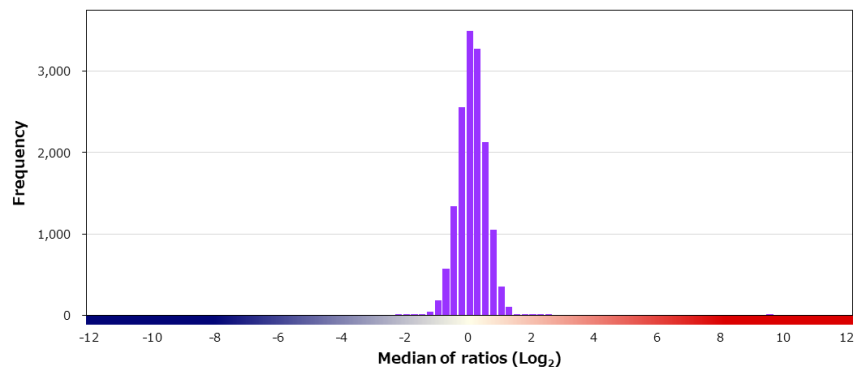
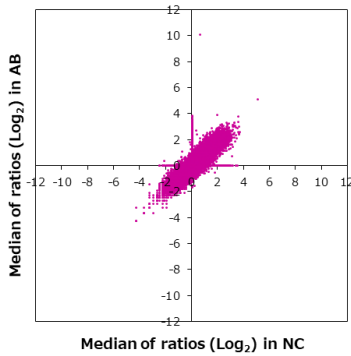
Supplier	Product code		Lot #
Agilent	IS78130		20030735
Host	Clonality	Isotype	Clone
Mouse	Monoclonal	IgG1, kappa	DAK-CD23
Applications			
<input type="checkbox"/> WB	<input type="checkbox"/> SW	<input type="checkbox"/> ELISA	<input type="checkbox"/> FCM
<input type="checkbox"/> ICC	<input type="checkbox"/> IF	<input checked="" type="checkbox"/> IHC	<input type="checkbox"/> IP
<input type="checkbox"/> B/N			
Note			

タンパク質マイクロアレイ (18K)

測定値 (Raw データ) 分布

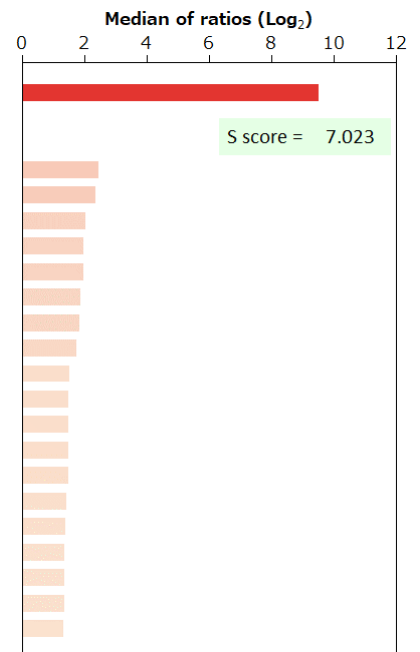


補正值分布



特異性検証

Rank	Gene	Protein	Score
On target			
1	FCER2	NP_001993.2	9.498
Off target			
2	AK3	NP_057366.2	2.475
3	PDDC1	NP_872418.1	2.358
4	ZKSCAN3	NP_001229824.1 (K52A)	2.031
5	ARPIN	NP_872422.1	1.969
6	LYSMD4	NP_001271350.1	1.967
7	SLC7A11	NP_055146.1	1.865
8	FLRT3	NP_037413.1	1.838
9	PREB	NP_037520.1	1.756
10	IPO5	O00410-2	1.510
11	AKR1C8P	Q5T2L2	1.502
12	CCR4	NP_005499.1	1.497
13	SLF2	NP_001129595.1	1.478
14	CHRNA	NP_000742.1	1.478
15	CALD1	NP_149347.2	1.419
16	ZNF488	NP_694579.1	1.397
17	MED26	NP_004822.2	1.366
18	PMPCA	NP_055975.1	1.353
18	RPL27A	NP_000981.1	1.353
20	LIM2	NP_085915.2	1.345

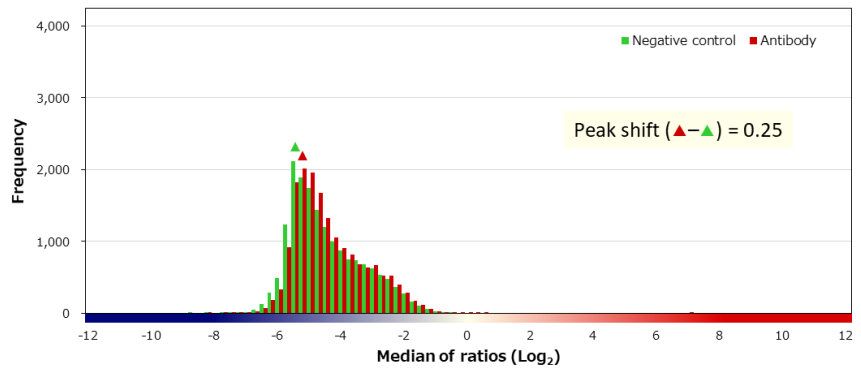
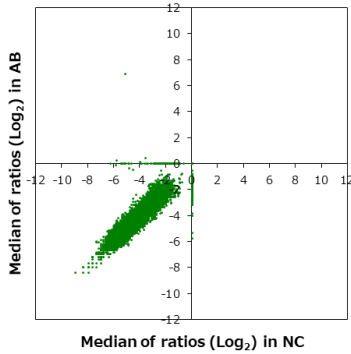


BSA	-	HA peptide	-	6xHis peptide	-	FLAG peptide	-
-----	---	------------	---	---------------	---	--------------	---

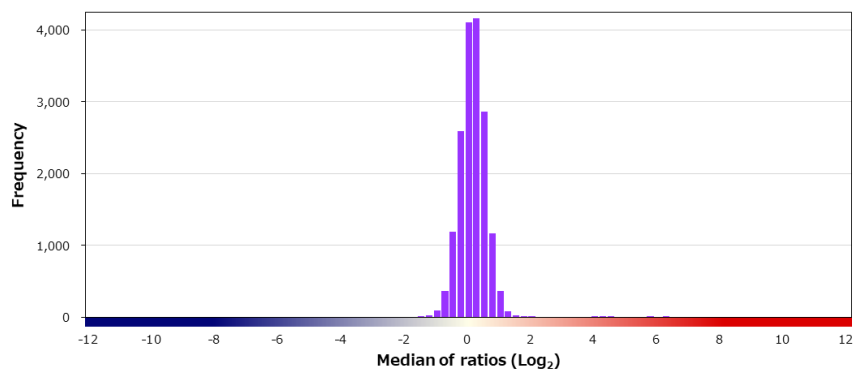
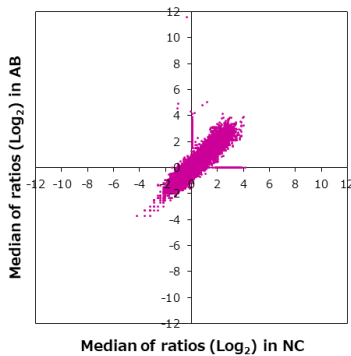
Supplier ニチレイバイオサイエンス		Product code 413621	Lot # F1310
Host Rabbit	Clonality Monoclonal	Isotype IgG	Clone SP23
Applications <input type="checkbox"/> WB <input type="checkbox"/> SW <input type="checkbox"/> ELISA <input type="checkbox"/> FCM <input type="checkbox"/> ICC <input type="checkbox"/> IF <input type="checkbox"/> IHC <input type="checkbox"/> IP <input type="checkbox"/> B/N			
Note			

タンパク質マイクロアレイ (18K)

■ 測定値 (Raw データ) 分布

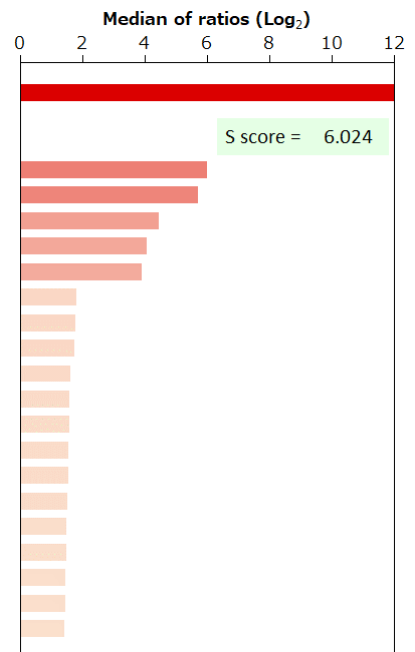


■ 補正值分布



■ 特異性検証

Rank	Gene	Protein	Score
On target			
1	FCER2	NP_001993.2	12.037
Off target			
2	CDK5	NP_004926.1	6.013
3	NBN	NP_002476.2 (E185Q)	5.710
4	PTPRR	NP_001193945.1 (K108R)	4.454
5	ZDHHC2	NP_057437.1	4.057
6	ALKBH3	NP_631917.1	3.900
7	GALNT10	NP_938080.1	1.819
8	CCNDBP1	NP_036274.3	1.768
9	UGP2	NP_006750.3	1.746
10	C21orf62-AS1	Q17RA5	1.635
11	DNAJC9-AS1	A6NH13	1.594
12	PAFAH2	NP_000428.2	1.581
13	CASP1	NP_150634.1	1.561
14	RBMS3	NP_001171182.1	1.547
15	NCOR2	Q9Y618-4 (S2447F)	1.536
16	TERF2IP	NP_061848.2	1.501
17	ANAPC7	NP_057322.2	1.480
18	EIF1	NP_005792.1	1.464
19	CLN3	NP_000077.1 (L231P/P259L)	1.459
20	POGZ	Q7Z3K3-4	1.435



BSA	-	HA peptide	-	6xHis peptide	-	FLAG peptide	-
-----	---	------------	---	---------------	---	--------------	---

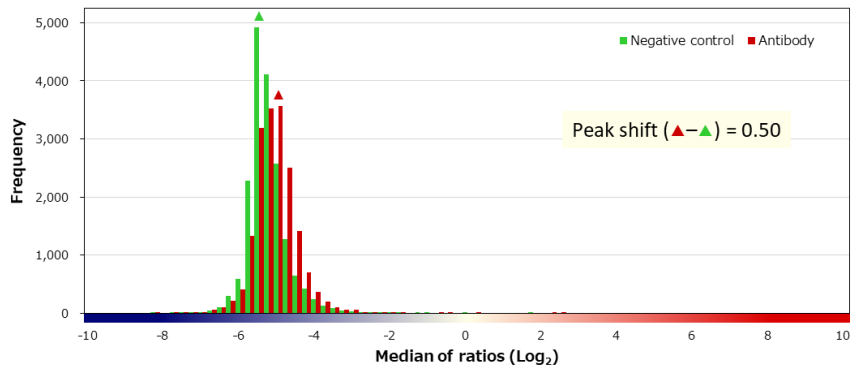
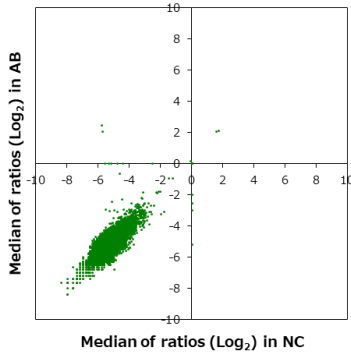
FCGR3A (CD16a)/FCGR3B (CD16b)

Fc fragment of IgG receptor IIIa/IIIb

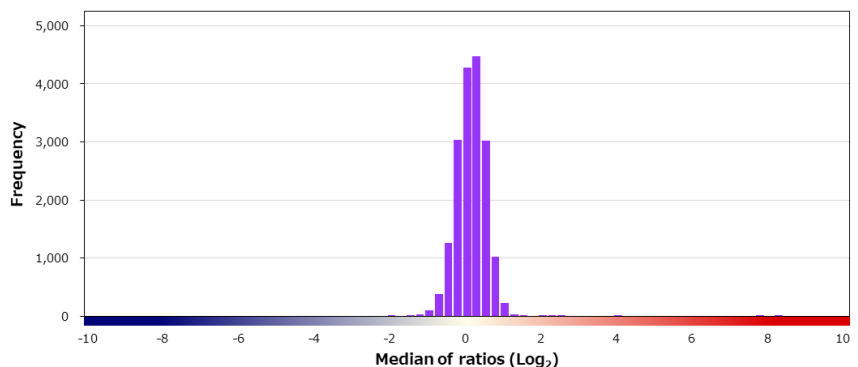
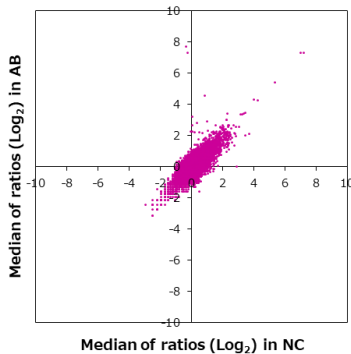
Supplier	Product code		Lot #
Leica	NCL-L-CD16		6072849
Host	Clonality	Isotype	Clone
Mouse	Monoclonal	IgG2a	2H7
Applications			
<input type="checkbox"/> WB	<input type="checkbox"/> SW	<input type="checkbox"/> ELISA	<input type="checkbox"/> FCM
<input type="checkbox"/> ICC	<input type="checkbox"/> IF	<input checked="" type="checkbox"/> IHC	<input type="checkbox"/> IP
<input type="checkbox"/> B/N			
Note			

タンパク質マイクロアレイ (18K)

測定値 (Raw データ) 分布

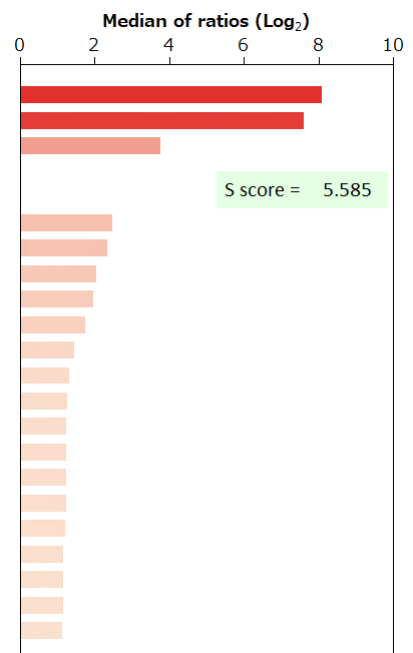


補正值分布



特異性検証

Rank	Gene	Protein	Score
On target			
1	FCGR3B	NP_001231682.1 (S72R/N118D/I142V)	8.072
2	FCGR3A	NP_000560.5	7.606
3	FCGR3A	NP_000560.6	3.765
Off target			
4	LINC00469	Q8N7U9-1	2.487
5	CCNT2	NP_490595.1	2.350
6	LAMB1	NP_002282.2	2.052
7	RBMX	P38159-2	1.964
8	DFFB	NP_004393.1	1.764
9	ZSCAN22	NP_862829.1	1.471
10	MTURN	NP_690006.2	1.336
11	MYL6	NP_524147.2	1.276
12	TP53	NP_001263626.1:p.M78I	1.257
12	SP100	NP_001193633.1	1.257
14	SMN1/SMN2	NP_000335.1/NP_059107.1	1.247
15	TELO2	NP_057195.2 (Q146R)	1.245
16	ATP6V1H	NP_057025.2	1.227
17	ADM2	NP_001240774.1	1.176
18	BMP4	NP_001193.2 (V152A)	1.170
19	C4orf19	NP_060772.2 (E274G)	1.158
20	GLB1	NP_000395.2 (P10L)	1.142

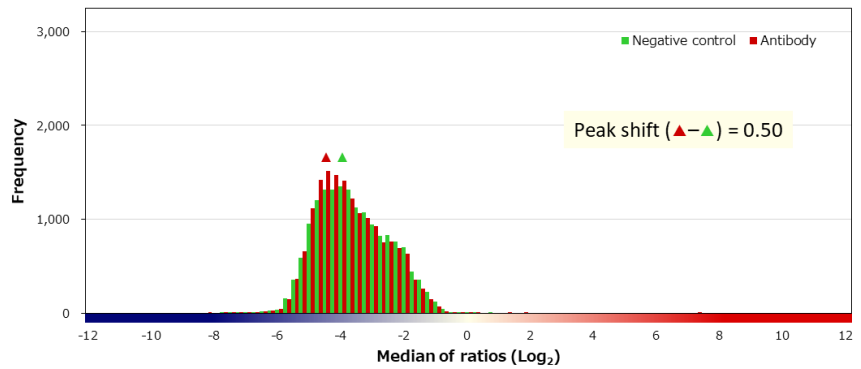
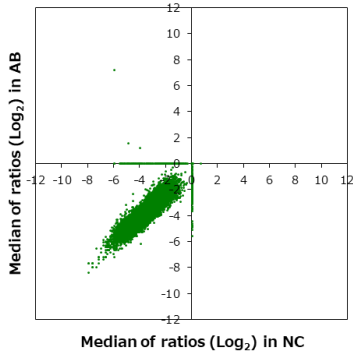


BSA	-	HA peptide	-	6xHis peptide	-	FLAG peptide	-	GST	-	MBP	-	Hemocyanin -KLH	-
-----	---	------------	---	---------------	---	--------------	---	-----	---	-----	---	-----------------	---

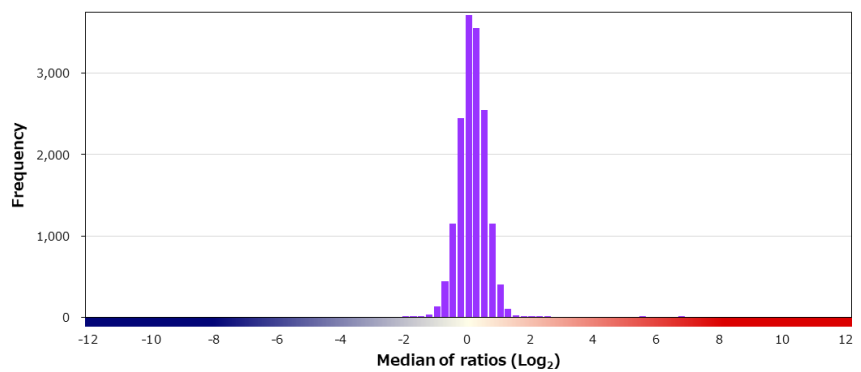
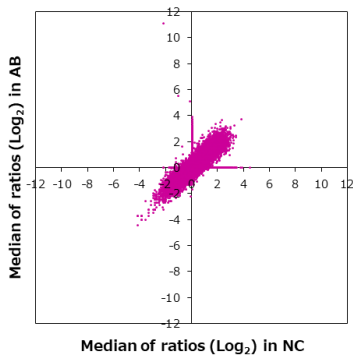
Supplier Cell Signaling Technology		Product code 83348S	Lot # 1
Host Rabbit	Clonality Monoclonal	Isotype IgG1	Clone D1N3R
Applications <input checked="" type="checkbox"/> WB <input type="checkbox"/> SW <input type="checkbox"/> ELISA <input type="checkbox"/> FCM <input type="checkbox"/> ICC <input type="checkbox"/> IF <input checked="" type="checkbox"/> IHC <input type="checkbox"/> IP <input type="checkbox"/> B/N			
Note			

タンパク質マイクロアレイ (18K)

■ 測定値 (Raw データ) 分布

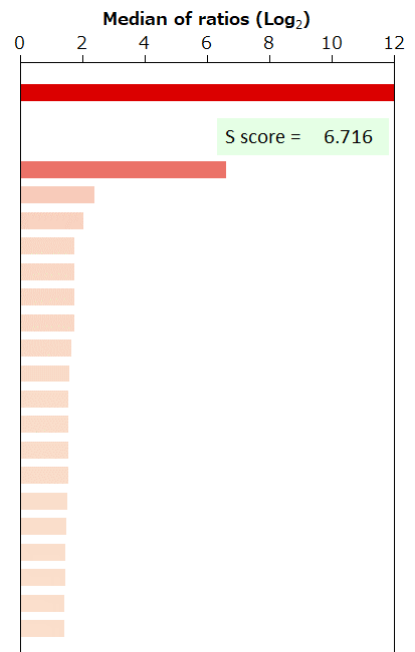


■ 補正值分布



■ 特異性検証

Rank	Gene	Protein	Score
On target			
1	FGF19	NP_005108.1	13.314
Off target			
2	IL2	NP_000577.2	6.598
3	FIGN	NP_060556.2	2.387
4	VPS8	NP_056118.2	2.028
5	L3MBTL2	NP_113676.2	1.767
6	IL15	NP_000576.1	1.758
7	TP53	NP_001119587.1:p.E153K	1.754
8	KCTD15	NP_001123466.1	1.747
9	LRRC1	Q9BTT6-2	1.646
10	CASP10	NP_116759.2	1.586
11	RAP1B	NP_056461.1	1.568
12	ARL14EP	NP_689529.1	1.565
13	LIN54	XP_016863218.1	1.557
14	C7orf76	NP_001188379.1	1.550
15	GSDMD	NP_079012.3	1.523
16	CCNF	NP_001752.2	1.500
17	TECR	NP_612510.1	1.462
18	SNAPC3	NP_001034786.1	1.460
19	MYD88	Q99836-1	1.445
20	PBX2	NP_002577.2	1.443

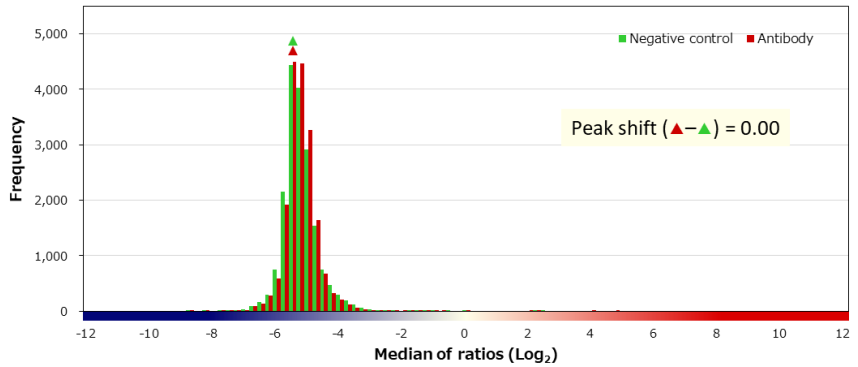
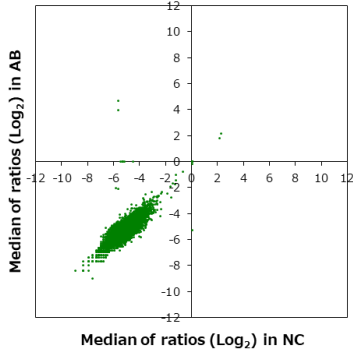


BSA	-	HA peptide	-	6xHis peptide	-	FLAG peptide	-
-----	---	------------	---	---------------	---	--------------	---

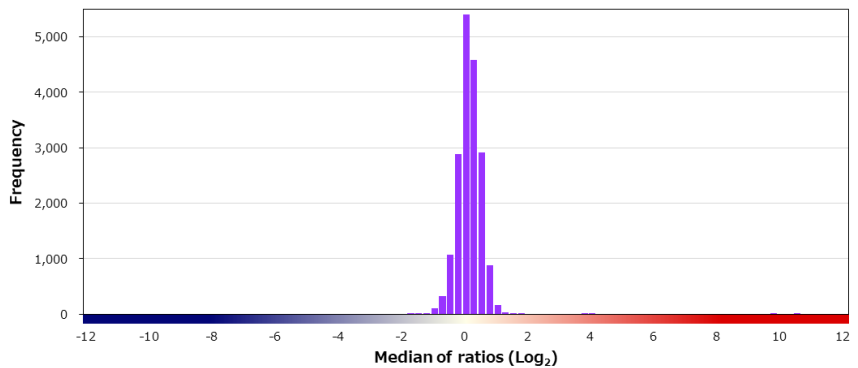
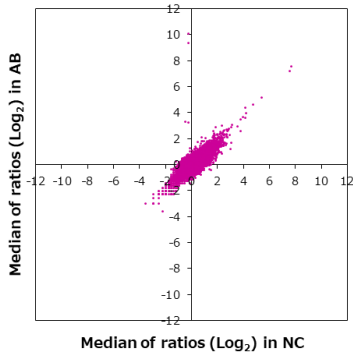
Supplier Leica	Product code NCL-L-PSMA	Lot # 6073611
Host Mouse	Clonality Monoclonal	Isotype IgG1, kappa
Applications <input type="checkbox"/> WB <input type="checkbox"/> SW <input type="checkbox"/> ELISA <input type="checkbox"/> FCM <input type="checkbox"/> ICC <input type="checkbox"/> IF <input checked="" type="checkbox"/> IHC <input type="checkbox"/> IP <input type="checkbox"/> B/N		
Note		

タンパク質マイクロアレイ (18K)

■ 測定値 (Raw データ) 分布

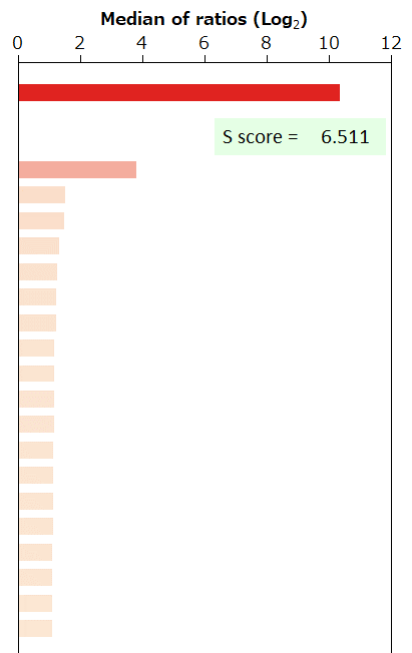


■ 補正值分布



■ 特異性検証

Rank	Gene	Protein	Score
On target			
1	FOLH1	NP_004467.1	10.338
Off target			
2	PDPK1	NP_002604.1	3.827
3	TP53	NP_001263625.1:p.C102Y	1.526
4	PEF1	NP_036524.1	1.480
5	FRMPD1	Q5SYB0-2	1.330
6	RAB40B	NP_006813.1	1.270
7	PROX1	NP_002754.2	1.242
8	GRHL1	NP_937825.2	1.238
9	MFSD2A	NP_001129965.1	1.183
10	DDX47	NP_057439.2	1.171
11	C15orf52	NP_997263.2	1.160
12	C10orf120	NP_001010912.1	1.160
13	WDR19	Q8NEZ3-2	1.148
14	DNAJB3	NP_001001394.1	1.142
14	B4GALT4	NP_003769.1	1.142
16	VPS4A	NP_037377.1	1.137
17	MUC15	NP_663625.2	1.119
18	NOP14	NP_003694.1	1.116
19	EHHADH	NP_001159887.1	1.106
20	EMC10	NP_996261.1	1.100

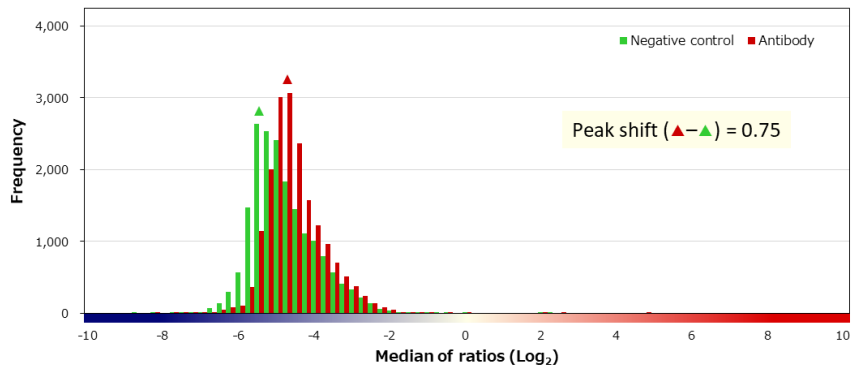
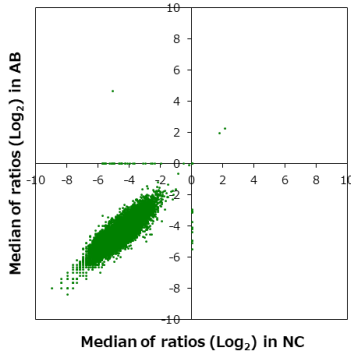


BSA	-	HA peptide	-	6xHis peptide	-	FLAG peptide	-	GST	-	MBP	-	Hemocyanin -KLH	-
-----	---	------------	---	---------------	---	--------------	---	-----	---	-----	---	-----------------	---

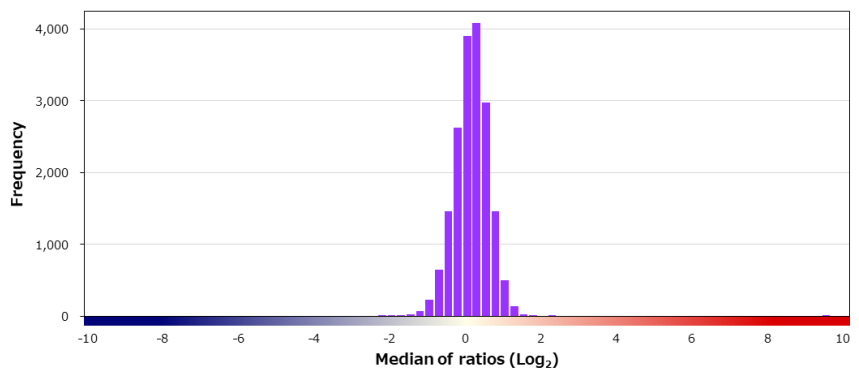
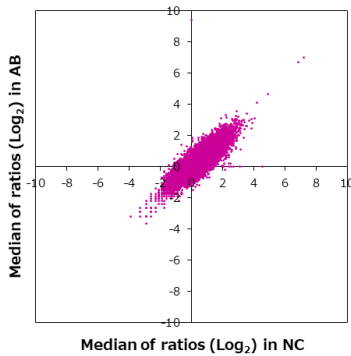
Supplier Leica	Product code NCL-L-FRalpha	Lot # 6074618
Host Mouse	Clonality Monoclonal	Isotype IgG1
Applications <input type="checkbox"/> WB <input type="checkbox"/> SW <input type="checkbox"/> ELISA <input type="checkbox"/> FCM <input type="checkbox"/> ICC <input type="checkbox"/> IF <input checked="" type="checkbox"/> IHC <input type="checkbox"/> IP <input type="checkbox"/> B/N		
Note		

タンパク質マイクロアレイ (18K)

■ 測定値 (Raw データ) 分布

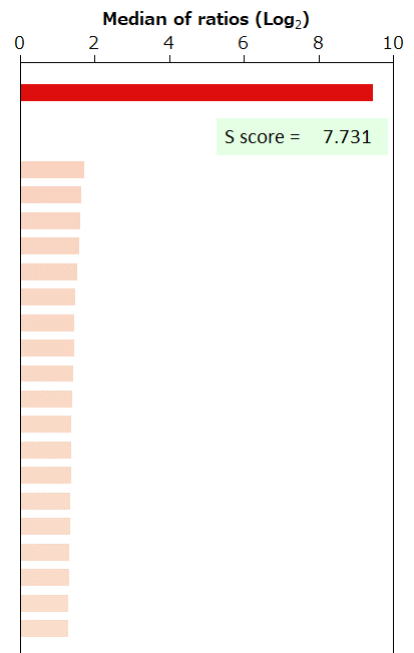


■ 補正值分布



■ 特異性検証

Rank	Gene	Protein	Score
On target			
1	FOLR1	NP_000793.1	9.452
Off target			
2	ZSCAN32	NP_001271457.1	1.721
3	TAGAP	NP_473455.2	1.644
4	S100A1	NP_006262.1	1.615
5	NT5DC1	Q5TFE4-2	1.584
6	PIGB	NP_004846.4 (I68L/W299L/L484S)	1.547
7	BSND	NP_476517.1	1.474
8	COX7C	NP_001858.1	1.471
9	CHP1	NP_009167.1	1.458
10	KARS	NP_005539.1	1.441
11	ALPL	NP_000469.3 (Y263H)	1.409
12	HOXC6	NP_710160.1	1.390
13	MVK	NP_000422.1	1.377
14	CCDC153	Q494R4-2	1.374
15	SRL	NP_001092284.1	1.349
16	EEF1A1	NP_001393.1	1.340
17	CBFB	NP_001746.1	1.325
18	HSP90AB1	NP_031381.2	1.323
19	PMEPA1	NP_954638.1	1.306
20	NRXN3	NP_001258949.1	1.306

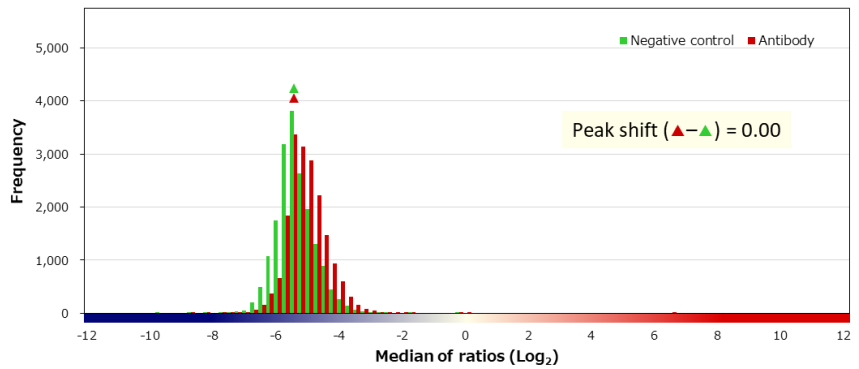
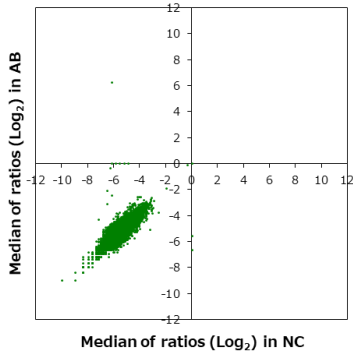


BSA	-	HA peptide	-	6xHis peptide	-	FLAG peptide	-	GST	-	MBP	-	Hemocyanin -KLH	-
-----	---	------------	---	---------------	---	--------------	---	-----	---	-----	---	-----------------	---

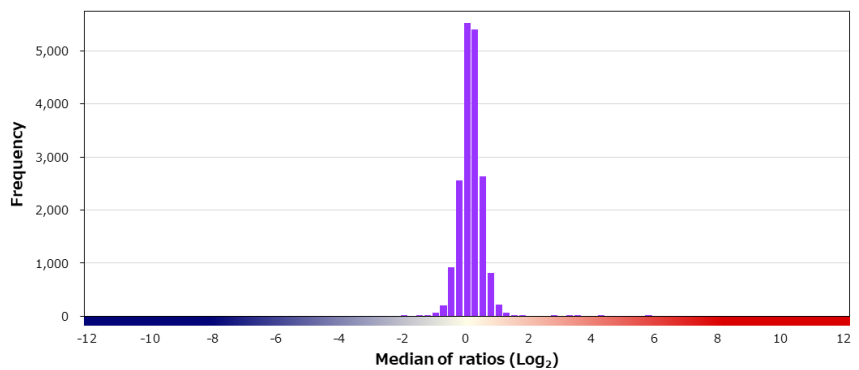
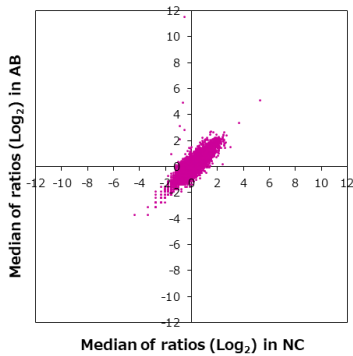
Supplier Roche	Product code 760-4611	Lot # V0001565
Host Rabbit	Clonality Monoclonal	Isotype IgG
Applications <input type="checkbox"/> WB <input type="checkbox"/> SW <input type="checkbox"/> ELISA <input type="checkbox"/> FCM <input type="checkbox"/> ICC <input type="checkbox"/> IF <input checked="" type="checkbox"/> IHC <input type="checkbox"/> IP <input type="checkbox"/> B/N		
Note		

タンパク質マイクロアレイ (18K)

■ 測定値 (Raw データ) 分布

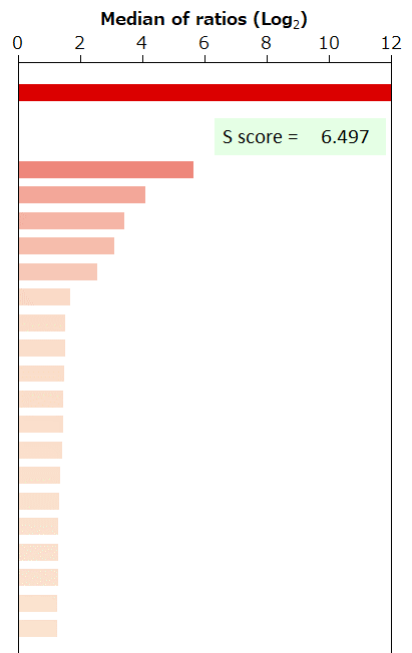


■ 補正值分布



■ 特異性検証

Rank	Gene	Protein	Score
On target			
1	FOXP1	NP_001231741.1	12.129
Off target			
2	PSMD7	NP_002802.2	5.632
3	SDC1	NP_002988.3	4.094
4	EIF4EBP3	NP_003723.1	3.436
5	CDK16	NP_006192.1	3.088
6	ELF2	NP_001263387.1	2.554
7	CCDC27	NP_689705.2 (Q54E/M267T)	1.689
8	WDR26	NP_079436.4	1.532
9	NEU3	NP_006647.3	1.526
10	DTYMK	NP_036277.2	1.483
11	OLIG2	NP_005797.1	1.476
12	DMBX1	NP_671725.1	1.455
13	ELL	NP_006523.1	1.422
14	SH2D4A	NP_071354.2	1.377
15	NFAT5	NP_006590.1	1.324
16	ACBD5	NP_001035938.1	1.310
17	GFAP	NP_001124491.1 (T426V)	1.304
18	GPHN	NP_065857.1	1.300
19	DHX30	NP_619520.1	1.274
19	OR3A1	NP_002541.2 (R125Q)	1.274

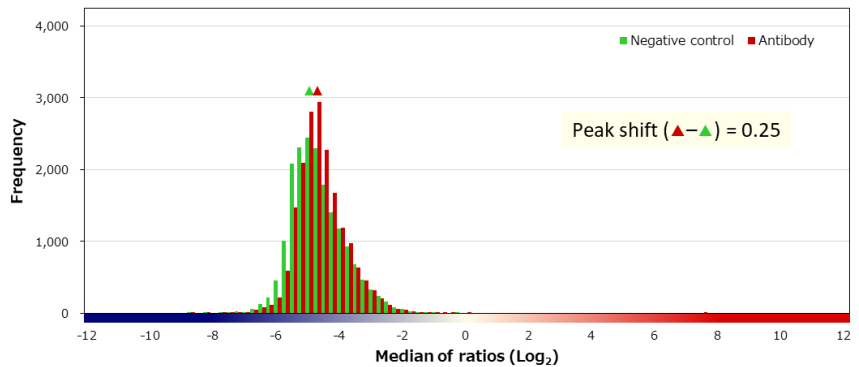
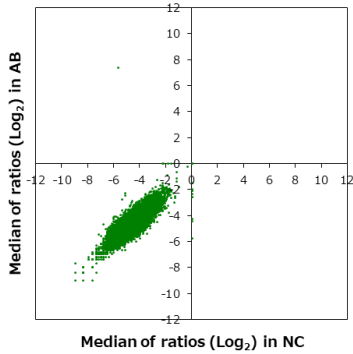


BSA	-	HA peptide	-	6xHis peptide	-	FLAG peptide	-	GST	-	MBP	-	Hemocyanin -KLH	-
-----	---	------------	---	---------------	---	--------------	---	-----	---	-----	---	-----------------	---

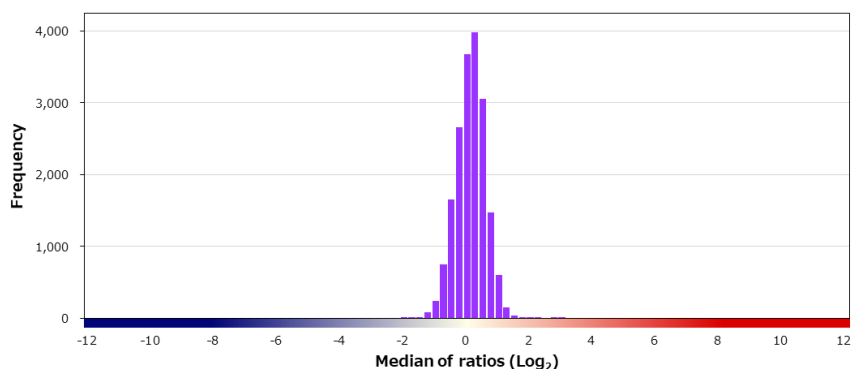
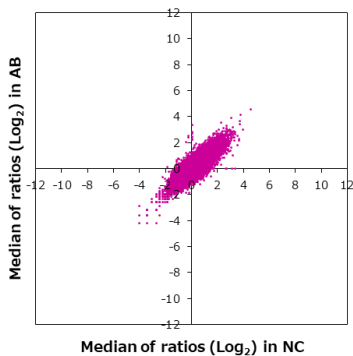
Supplier Cell Signaling Technology		Product code 12653P	Lot # 1
Host Rabbit	Clonality Monoclonal	Isotype IgG	Clone D6O8R
Applications <input type="checkbox"/> WB <input type="checkbox"/> SW <input type="checkbox"/> ELISA <input checked="" type="checkbox"/> FCM <input type="checkbox"/> ICC <input checked="" type="checkbox"/> IF <input checked="" type="checkbox"/> IHC <input type="checkbox"/> IP <input type="checkbox"/> B/N			
Note			

タンパク質マイクロアレイ (18K)

■ 測定値 (Raw データ) 分布

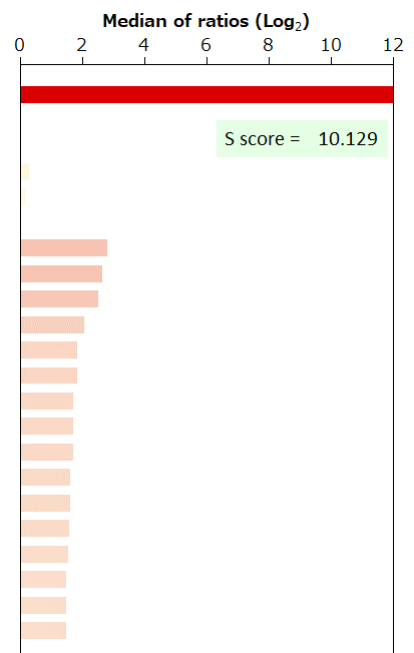


■ 補正值分布



■ 特異性検証

Rank	Gene	Protein	Score
On target			
1	FOXP3	NP_054728.2	12.936
Off target			
-	FOXP2	NP_683698.2	0.312
-	FOXP1	NP_001231741.1	0.169
-	FOXP4	NP_001012427.1	-0.309
2	IGF2BP1	NP_006537.3	2.807
3	GATA5	NP_536721.1	2.653
4	REEP2	NP_001258732.1	2.528
5	ING4	NP_001121054.1	2.066
6	RSL1D1	O76021-2	1.844
7	PIEZO2	Q9H5I5-3	1.840
8	TP53	NP_001263627.1:p.G86S	1.709
9	MAPK8	NP_001265476.1	1.707
10	DLG1	NP_001191317.1 (R162Q)	1.704
11	PSMA6	NP_002782.1	1.630
12	CROCCP2	Q86T23	1.630
13	RPL19	NP_000972.1	1.605
14	AGT	NP_000020.1	1.546
15	G0S2	NP_056529.1	1.499
16	MORN1	NP_079124.1	1.499
17	DMRT2	NP_006548.1	1.499

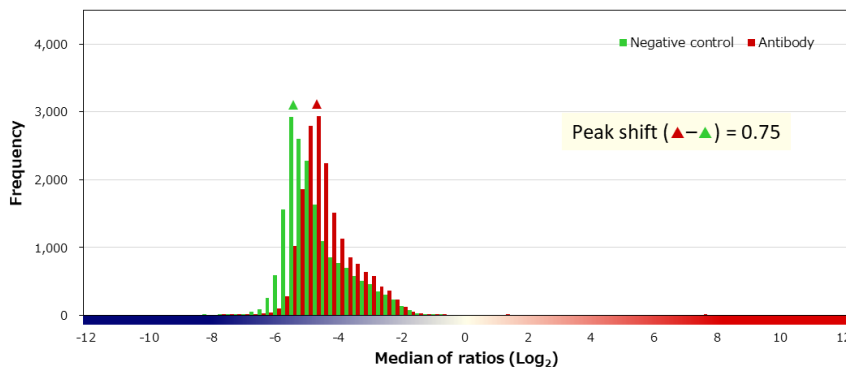
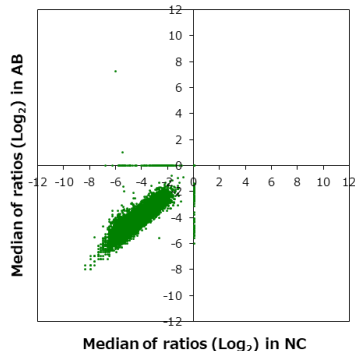


BSA	-	HA peptide	-	6xHis peptide	-	FLAG peptide	-	GST	-	MBP	-	Hemocyanin -KLH	-
-----	---	------------	---	---------------	---	--------------	---	-----	---	-----	---	-----------------	---

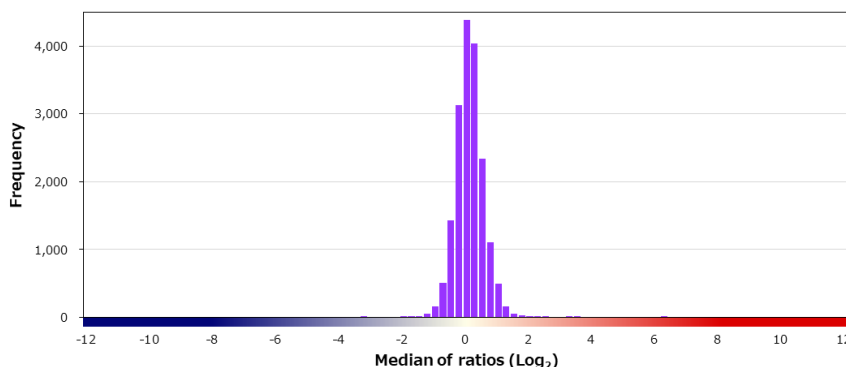
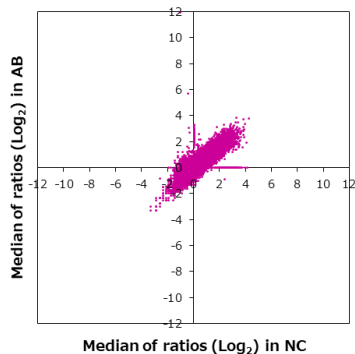
Supplier Abcam	Product code ab126607	Lot # GR282693-1
Host Rabbit	Clonality Monoclonal	Isotype IgG
Applications <input checked="" type="checkbox"/> WB <input type="checkbox"/> SW <input type="checkbox"/> ELISA <input type="checkbox"/> FCM <input type="checkbox"/> ICC <input type="checkbox"/> IF <input type="checkbox"/> IHC <input type="checkbox"/> IP <input type="checkbox"/> B/N		
Clone EP4808		
Note		

タンパク質マイクロアレイ (18K)

測定値 (Raw データ) 分布

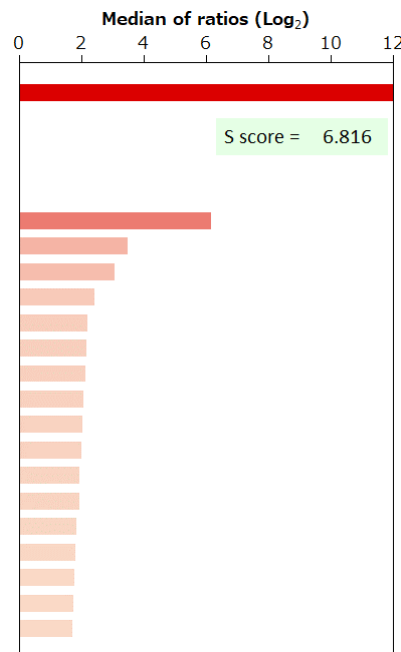


補正值分布



特異性検証

Rank	Gene	Protein	Score
On target			
1	GABARAPL2	NP_009216.1	12.991
Off target			
-	GABARAPL1	NP_113600.1	-0.164
-	GABARAP	NP_009209.1	-0.541
2	NKX2-2	NP_002500.1	6.175
3	PRKAG2	NP_077747.1	3.480
4	TMED9	NP_059980.2	3.076
5	LDLR	NP_001182728.1	2.440
6	MAP6	Q96JE9-3	2.206
7	KRT79	NP_787028.1 (L81S/F195L)	2.171
8	NCALD	NP_114430.2	2.142
9	C12orf29	NP_001009894.2 (V238L)	2.069
10	TXN	NP_003320.2	2.032
11	CYBB	NP_000388.2	2.020
12	MAGEA12	NP_005358.2	1.955
13	NUTM1	NP_786883.1	1.942
14	C1QL3	NP_001010908.1	1.846
15	KRT8	NP_002264.1	1.803
16	C20orf196	Q8IYI0-2	1.771
17	PRSS23	NP_001280108.1	1.749
18	FANCB	NP_689846.1	1.735

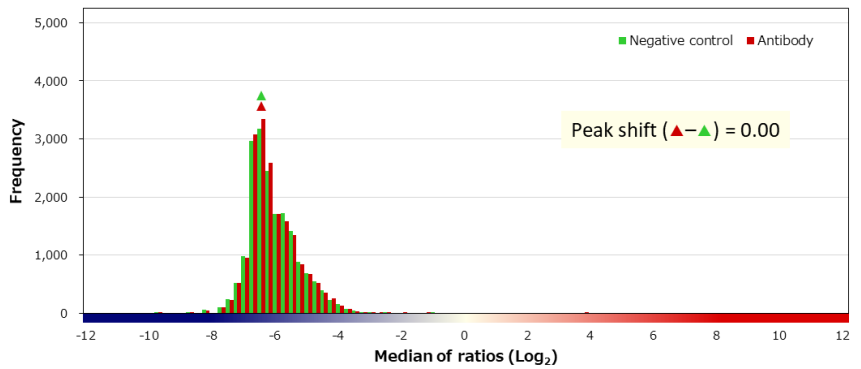
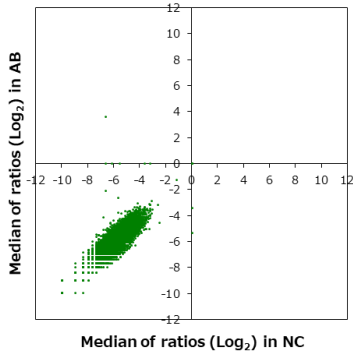


BSA	-	HA peptide	-	6xHis peptide	-	FLAG peptide	-
-----	---	------------	---	---------------	---	--------------	---

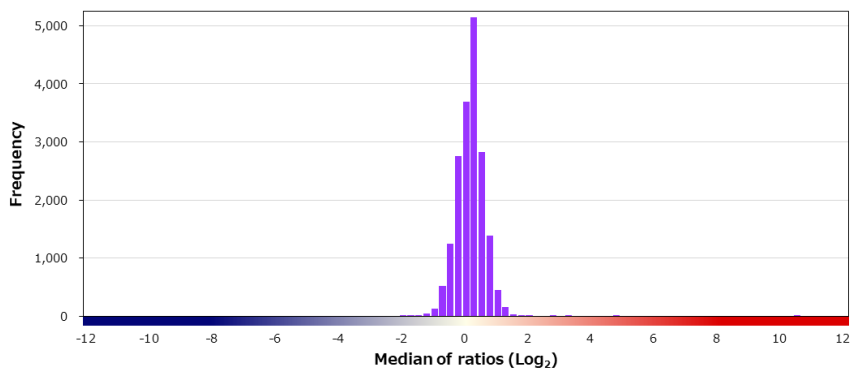
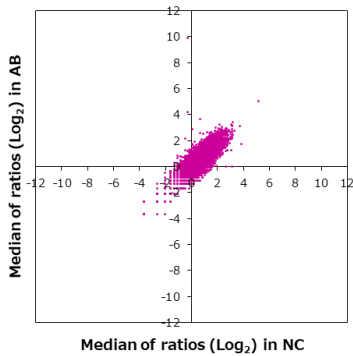
Supplier	Product code		Lot #
Roche	760-2644		V0001683
Host	Clonality	Isotype	Clone
Rabbit	Polyclonal		
Applications			
<input type="checkbox"/> WB	<input type="checkbox"/> SW	<input type="checkbox"/> ELISA	<input type="checkbox"/> FCM
<input type="checkbox"/> ICC	<input type="checkbox"/> IF	<input checked="" type="checkbox"/> IHC	<input type="checkbox"/> IP
<input type="checkbox"/> B/N			
Note			

タンパク質マイクロアレイ (18K)

測定値 (Raw データ) 分布

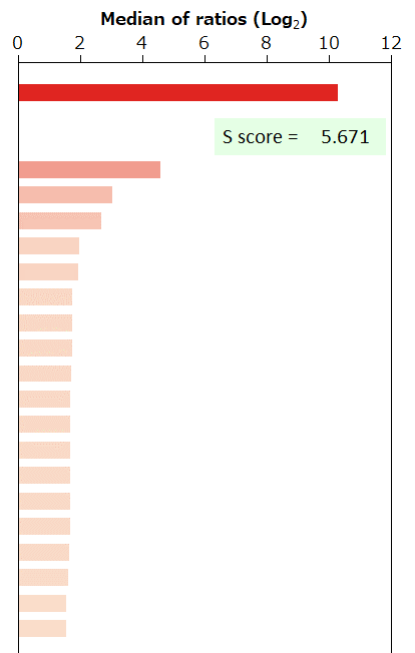


補正值分布



特異性検証

Rank	Gene	Protein	Score
On target			
1	GCG	NP_002045.1	10.268
Off target			
2	SPG21	NP_057714.1	4.597
3	ICA1L	NP_612477.3	3.051
4	UBE2D2	NP_003330.1	2.687
5	ELK4	NP_001964.2	1.963
6	CCDC88B	A6NC98-3 (D535A)	1.931
7	BRF2	NP_060780.2	1.761
8	ICA1	NP_004959.2	1.761
9	PDGFRB	NP_002600.1 (S180F/A537P)	1.750
10	CATSPER3	NP_821138.1	1.732
11	DIP2A	NP_996773.1	1.702
12	SCO2	NP_005129.2 (R20P)	1.681
13	NCOA4	NP_005428.1	1.676
13	ADGRA1	NP_001077378.1	1.676
13	HNRNPR	NP_001284551.1	1.676
13	KLF3	NP_057615.3	1.676
17	ME3	NP_006671.2	1.671
18	TRMT2B	NP_079193.2	1.609
19	ZNF644	NP_057704.2	1.565
20	CLEC3B	NP_003269.2 (G106S)	1.560

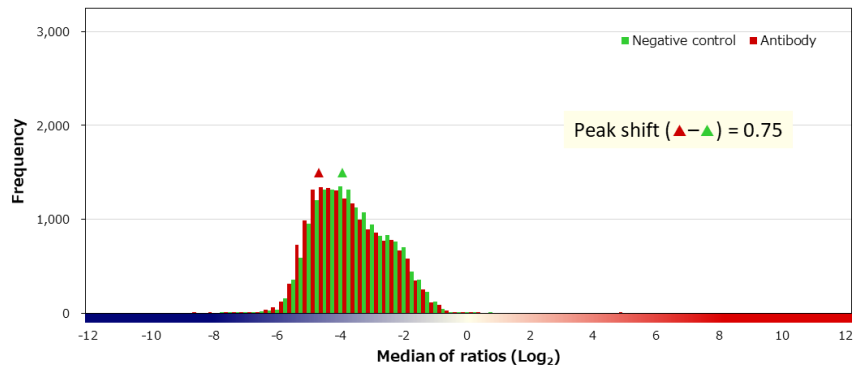
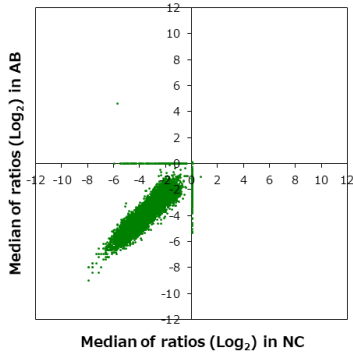


BSA	-	HA peptide	-	6xHis peptide	-	FLAG peptide	-	GST	-	MBP	-	Hemocyanin -KLH	-
-----	---	------------	---	---------------	---	--------------	---	-----	---	-----	---	-----------------	---

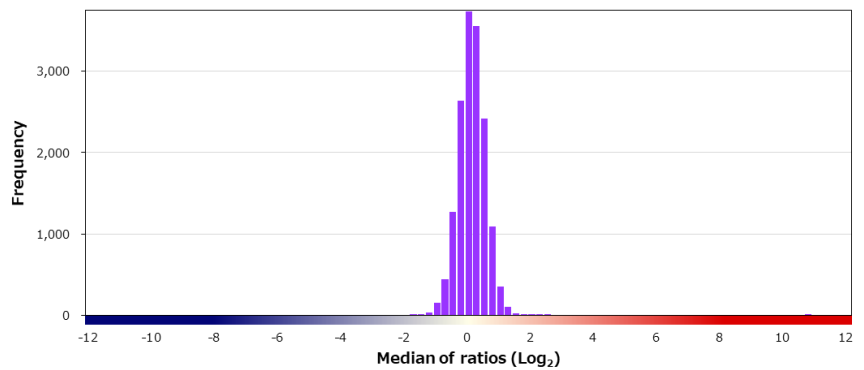
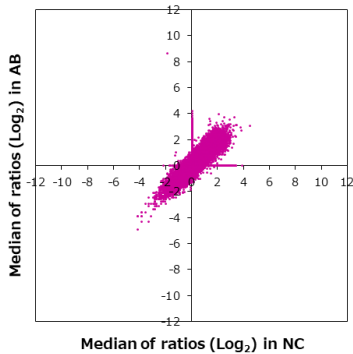
Supplier ニチレイバイオサイエンス	Product code 422271	Lot # H1607
Host Rabbit	Clonality Polyclonal	Isotype Clone
Applications <input type="checkbox"/> WB <input type="checkbox"/> SW <input type="checkbox"/> ELISA <input type="checkbox"/> FCM <input type="checkbox"/> ICC <input type="checkbox"/> IF <input checked="" type="checkbox"/> IHC <input type="checkbox"/> IP <input type="checkbox"/> B/N		
Note		

タンパク質マイクロアレイ (18K)

測定値 (Raw データ) 分布

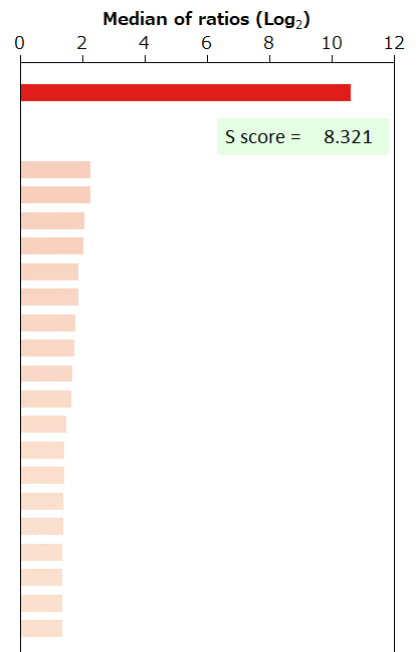


補正值分布



特異性検証

Rank	Gene	Protein	Score
On target			
1	GCG	NP_002045.1	10.603
Off target			
2	VPS8	NP_056118.2	2.282
3	CLPP	NP_006003.1	2.268
4	MTA2	NP_004730.2	2.087
5	PACS1	NP_060496.2	2.026
6	EFCAB10	A6NFE3	1.893
7	INPP5E	NP_063945.2	1.879
8	NME8	NP_057700.3 (C208R/I493T)	1.779
9	KRBOX1	NP_001192201.1	1.749
10	ZFP41	Q8N8Y5	1.679
11	PTGFRN	NP_065173.2 (S277T)	1.647
12	MROH7	Q68CQ1-8 (S312F/E316G)	1.480
13	EP400NL	Q6ZTU2-5	1.433
14	SCNN1G	NP_001030.2	1.423
15	HLA-F	NP_001091949.1 (P272S)	1.411
16	CCDC47	NP_064583.2	1.396
17	TACC1	NP_006274.2	1.379
18	TNFRSF18	NP_004186.1	1.379
19	SCNM1	NP_076946.1	1.378
20	RAB32	NP_006825.1	1.377

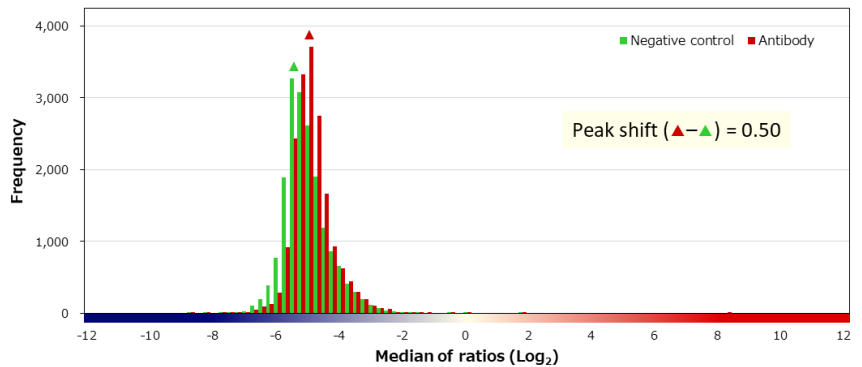
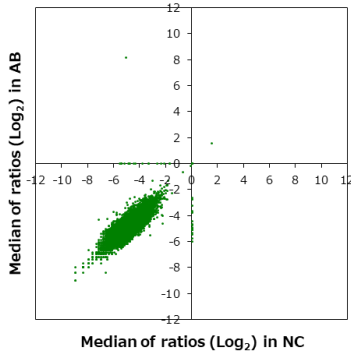


BSA	-	HA peptide	-	6xHis peptide	-	FLAG peptide	-
-----	---	------------	---	---------------	---	--------------	---

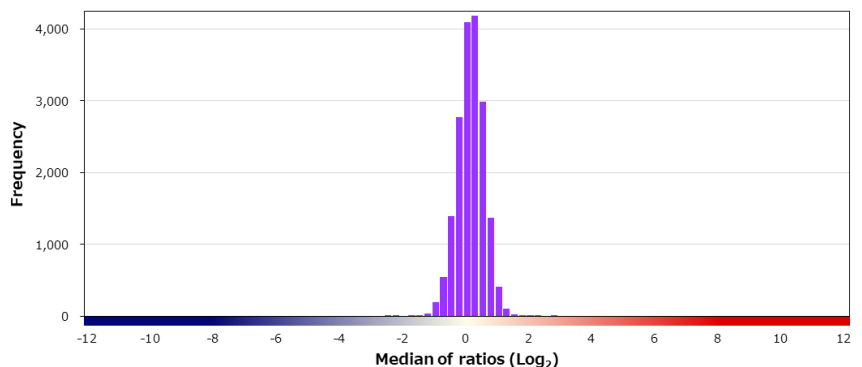
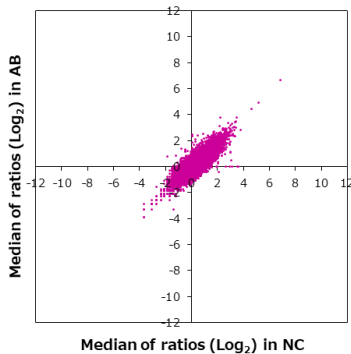
Supplier	Product code		Lot #
Roche	760-4597		V0001525
Host	Clonality	Isotype	Clone
Mouse	Monoclonal	IgG2a, kappa	MRQ-49
Applications			
<input type="checkbox"/> WB	<input type="checkbox"/> SW	<input type="checkbox"/> ELISA	<input type="checkbox"/> FCM
<input type="checkbox"/> ICC	<input type="checkbox"/> IF	<input checked="" type="checkbox"/> IHC	<input type="checkbox"/> IP
<input type="checkbox"/> B/N			
Note			

タンパク質マイクロアレイ (18K)

■ 測定値 (Raw データ) 分布

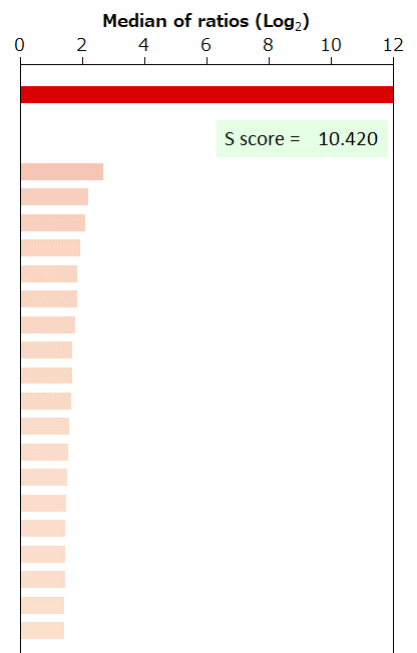


■ 補正值分布



■ 特異性検証

Rank	Gene	Protein	Score
On target			
1	GCSAM	NP_001177188.1	13.097
Off target			
2	TBR1	NP_006584.1	2.677
3	JAK1	NP_002218.2	2.200
4	COMMD3-BMI1	NP_001190991.1	2.109
5	OTULIN	NP_612357.4	1.946
6	ZNF256	NP_005764.2	1.863
7	AKT1	NP_005154.2:p.E49K	1.860
8	IMPACT	NP_060909.1	1.779
9	OSER1	NP_057554.4	1.693
10	EAF2	NP_060926.2	1.673
11	CAPZB	NP_001269091.1	1.669
12	PIGL	NP_004269.1	1.577
13	NOSTRIN	NP_001034813.2 (G473E)	1.567
14	REG4	NP_114433.1	1.514
15	AJUBA	NP_116265.1	1.488
16	RNPS1	NP_006702.1	1.472
17	FAM173B	NP_954584.2	1.465
18	TFAP2C	Q92754-2	1.459
19	VRK2	NP_006287.2	1.425
19	IL20RB	NP_653318.2	1.425

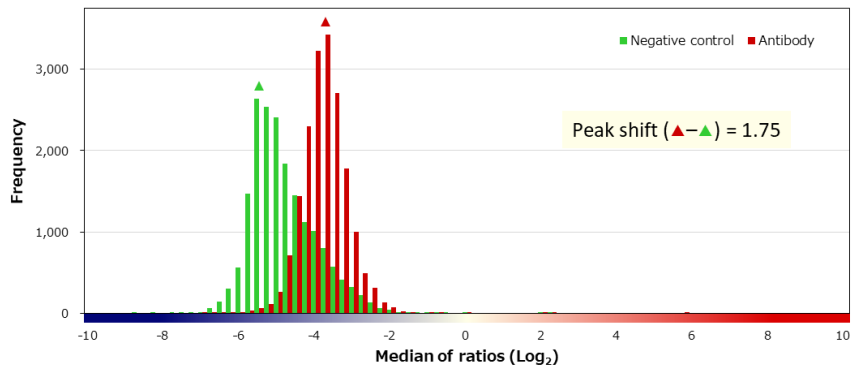
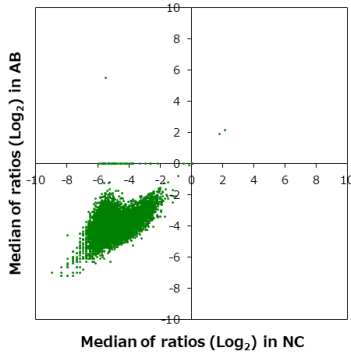


BSA	-	HA peptide	-	6xHis peptide	-	FLAG peptide	-	GST	-	MBP	-	Hemocyanin -KLH	-
-----	---	------------	---	---------------	---	--------------	---	-----	---	-----	---	-----------------	---

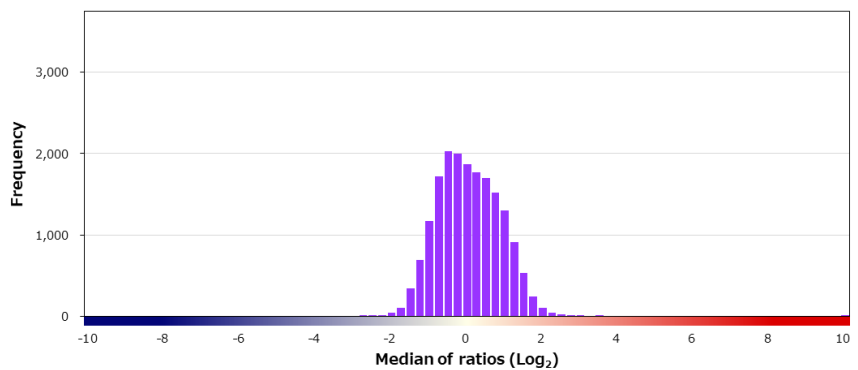
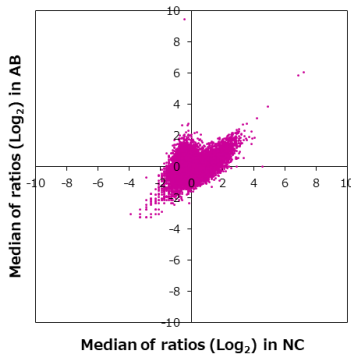
Supplier	Product code		Lot #
Leica	NCL-L-GFAP-GA5		6074304
Host	Clonality	Isotype	Clone
Mouse	Monoclonal	IgG1	GA5
Applications			
<input type="checkbox"/> WB	<input type="checkbox"/> SW	<input type="checkbox"/> ELISA	<input type="checkbox"/> FCM
<input type="checkbox"/> ICC	<input type="checkbox"/> IF	<input checked="" type="checkbox"/> IHC	<input type="checkbox"/> IP
<input type="checkbox"/> B/N			
Note			

タンパク質マイクロアレイ (18K)

測定値 (Raw データ) 分布

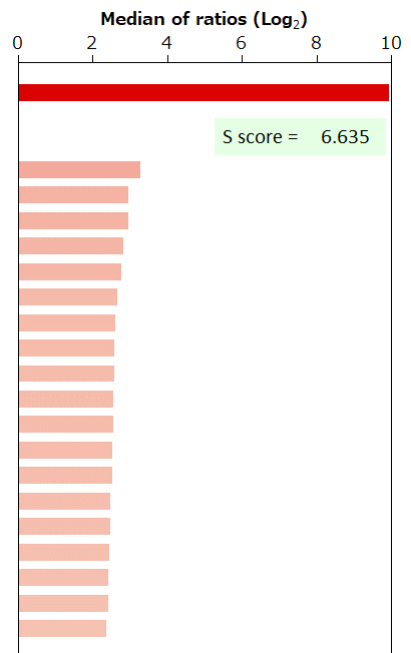


補正值分布



特異性検証

Rank	Gene	Protein	Score
On target			
1	GFAP	NP_001124491.1 (T426V)	9.927
Off target			
2	PROCA1	NP_001291881.1	3.292
3	REEP2	NP_001258732.1	2.970
4	H1FOO	NP_001295191.1	2.968
5	TMIE	NP_671729.2	2.821
6	ING4	NP_001121054.1	2.779
7	RPS24	NP_001017.1	2.658
8	JSRP1	NP_653217.1	2.622
9	TP53	NP_001263626.1:p.C83F	2.594
10	PTHLH	NP_002811.1	2.574
11	POLD3	NP_006582.1	2.569
12	FBXO28	NP_055991.1	2.562
13	C1D	NP_006324.1	2.545
14	RSL1D1	O76021-2	2.532
15	TRO	NP_057241.2	2.472
16	ATP6V1G3	NP_573569.1	2.466
17	MLF1	NP_001182361.1	2.448
18	PTTG1	NP_004210.1	2.429
19	SNAPC1	NP_003073.1	2.414
20	YAF2	NP_005739.2	2.365

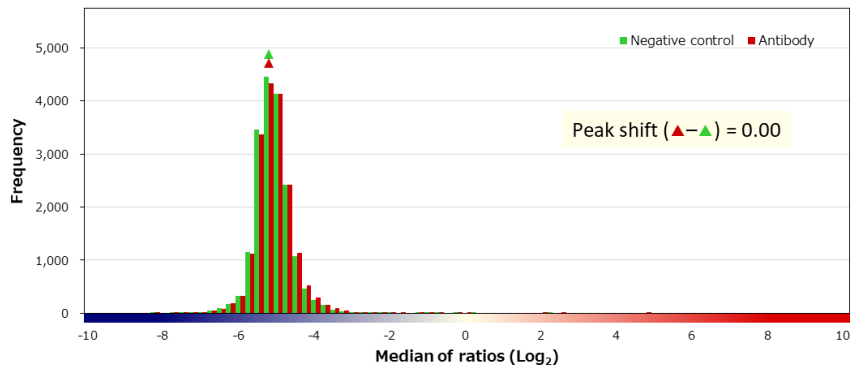
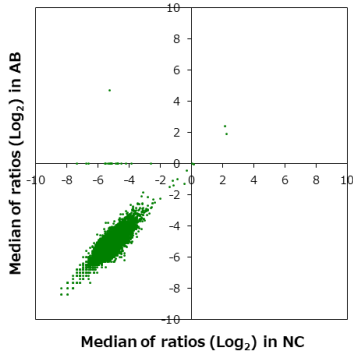


BSA	-	HA peptide	-	6xHis peptide	-	FLAG peptide	-	GST	-	MBP	-	Hemocyanin -KLH	-
-----	---	------------	---	---------------	---	--------------	---	-----	---	-----	---	-----------------	---

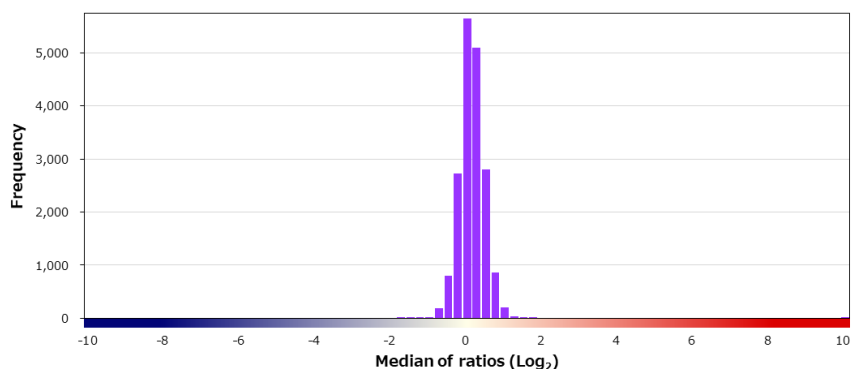
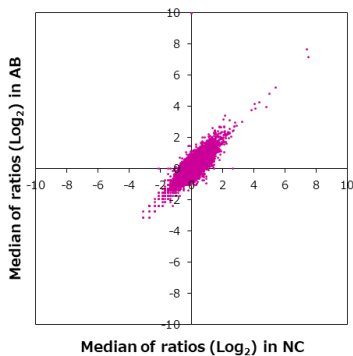
Supplier ニチレイバイオサイエンス		Product code 422261	Lot # H1603
Host Mouse	Clonality Monoclonal	Isotype IgG1, kappa	Clone GA5
Applications <input type="checkbox"/> WB <input type="checkbox"/> SW <input type="checkbox"/> ELISA <input type="checkbox"/> FCM <input type="checkbox"/> ICC <input type="checkbox"/> IF <input checked="" type="checkbox"/> IHC <input type="checkbox"/> IP <input type="checkbox"/> B/N			
Note			

タンパク質マイクロアレイ (18K)

測定値 (Raw データ) 分布

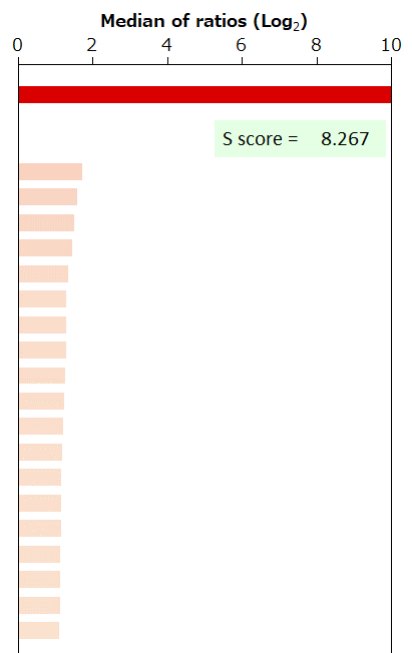


補正值分布



特異性検証

Rank	Gene	Protein	Score
On target			
1	GFAP	NP_001124491.1 (T426V)	9.984
Off target			
2	HMGN1	NP_004956.5	1.717
3	LBX1	NP_006553.2	1.592
4	FAM196B	NP_001123363.1	1.506
5	EIF2B5	NP_003898.2 (I587V)	1.472
6	TACC1	NP_006274.2	1.350
7	ZNF428	NP_872304.2	1.299
8	ADGRE2	NP_038475.2	1.292
9	TSC22D2	NP_055594.1	1.287
10	SNAP23	NP_003816.2	1.272
11	PPME1	NP_057231.1	1.239
12	YWHAB	NP_003395.1 (T196M)	1.209
13	ZNF786	Q8N393-2	1.183
14	GAS2	NP_005247.1	1.178
15	USP28	NP_001287958.1	1.176
16	SGSM1	NP_001035037.1	1.175
17	TMEM161B	NP_001275936.1	1.146
18	GAGE2D/GAGE8	NP_001091877.1/NP_036328.1	1.145
18	IL27RA	NP_004834.1	1.145
20	BABAM1	NP_054892.2	1.115

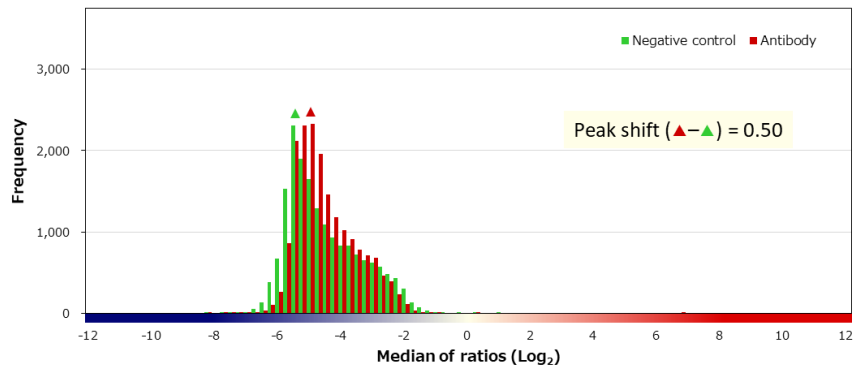
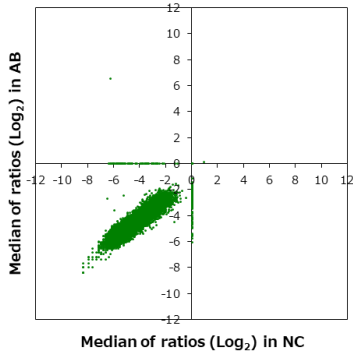


BSA	-	HA peptide	-	6xHis peptide	-	FLAG peptide	-	GST	-	MBP	-	Hemocyanin -KLH	-
-----	---	------------	---	---------------	---	--------------	---	-----	---	-----	---	-----------------	---

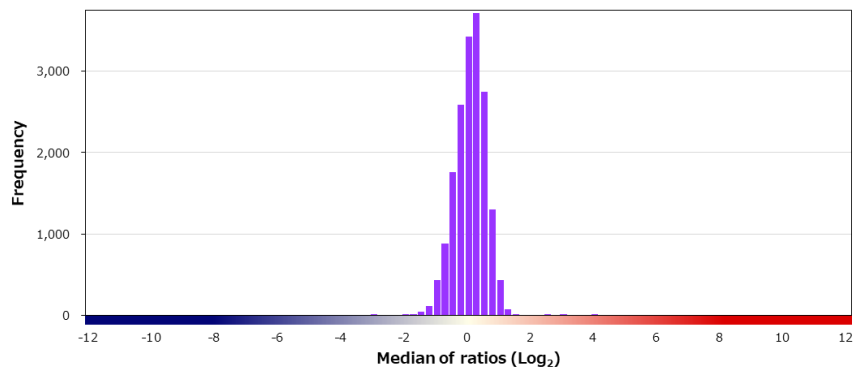
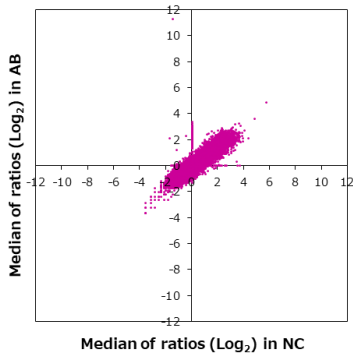
Supplier	Product code		Lot #
Dako	IR524		20005682
Host	Clonality	Isotype	Clone
Rabbit	Polyclonal		
Applications			
<input checked="" type="checkbox"/> WB	<input type="checkbox"/> SW	<input type="checkbox"/> ELISA	<input type="checkbox"/> FCM
<input type="checkbox"/> ICC	<input type="checkbox"/> IF	<input checked="" type="checkbox"/> IHC	<input type="checkbox"/> IP
<input type="checkbox"/> B/N			
Note			

タンパク質マイクロアレイ (18K)

■ 測定値 (Raw データ) 分布

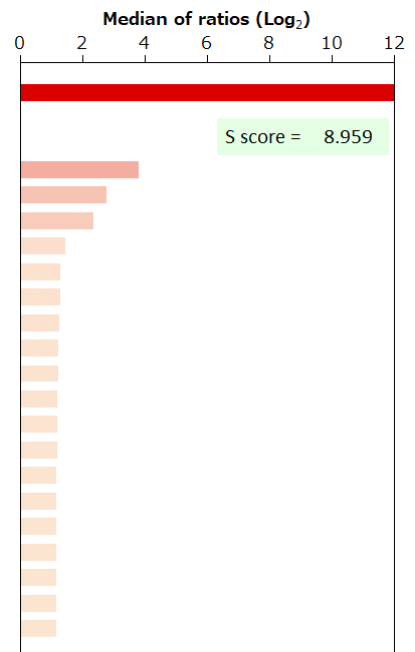


■ 補正值分布



■ 特異性検証

Rank	Gene	Protein	Score
On target			
1	GFAP	NP_001124491.1 (T426V)	12.778
Off target			
2	TMED1	NP_006849.1	3.819
3	DES	NP_001918.3	2.773
4	ENAH	NP_001008493.1	2.375
5	BORCS8	NP_001139256.1	1.451
6	TP53	NP_000537.3 (P72R)	1.287
6	SOSTDC1	NP_056279.1	1.287
8	CCDC115	NP_115733.2	1.268
9	ZNF778	NP_872337.2	1.241
10	RPL19	NP_000972.1	1.234
11	TDRKH	NP_006853.2	1.215
12	MYL2	NP_000423.2	1.202
13	DYNC111	NP_001129028.1	1.200
14	SFT2D2	NP_955376.1	1.188
14	ETV4	NP_001248366.1	1.188
16	SPATA9	NP_114158.2	1.178
17	SDF2	NP_008854.2	1.172
18	ACTL6A	NP_004292.1	1.167
18	STX3	NP_004168.1	1.167
18	CHST10	NP_004845.1	1.167

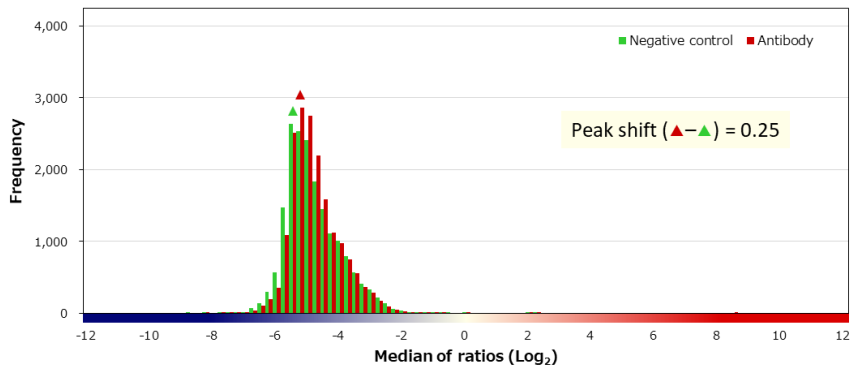
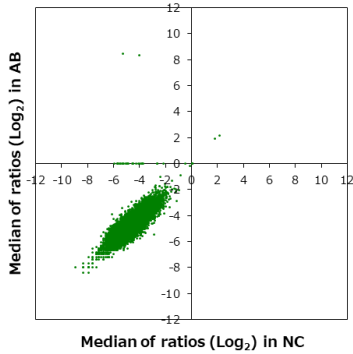


BSA	-	HA peptide	-	6xHis peptide	-	FLAG peptide	-
-----	---	------------	---	---------------	---	--------------	---

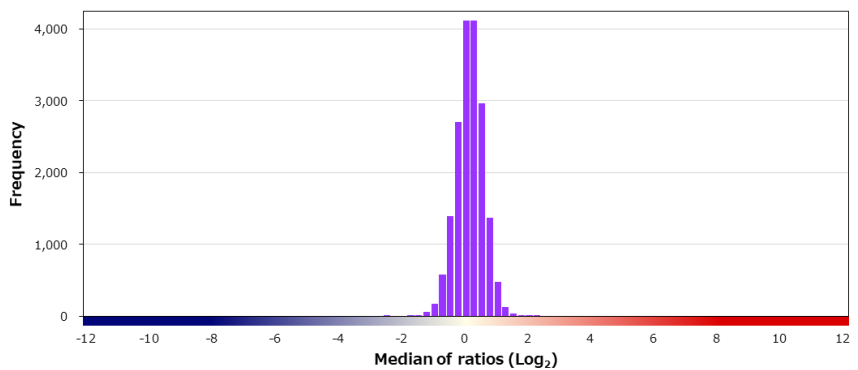
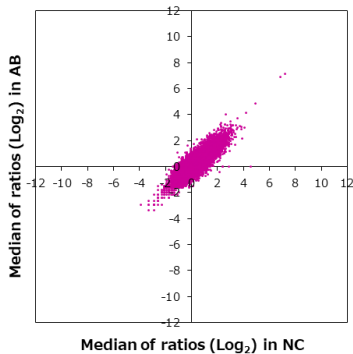
Supplier	Product code		Lot #
Leica	NCL-L-Geminin		6073843
Host	Clonality	Isotype	Clone
Mouse	Monoclonal	IgG2a	EM6
Applications			
<input type="checkbox"/> WB	<input type="checkbox"/> SW	<input type="checkbox"/> ELISA	<input type="checkbox"/> FCM
<input type="checkbox"/> ICC	<input type="checkbox"/> IF	<input checked="" type="checkbox"/> IHC	<input type="checkbox"/> IP
<input type="checkbox"/> B/N			
Note			

タンパク質マイクロアレイ (18K)

■ 測定値 (Raw データ) 分布

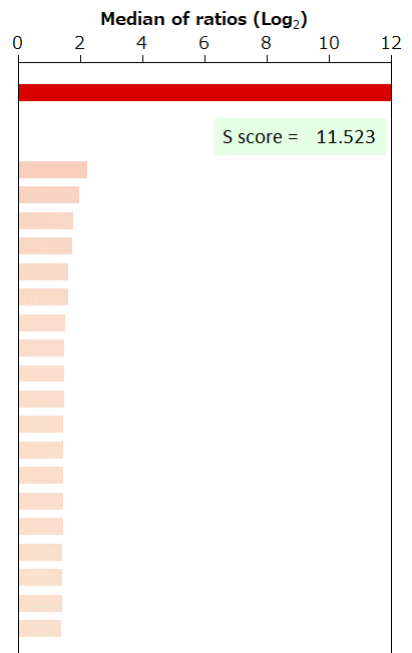


■ 補正值分布



■ 特異性検証

Rank	Gene	Protein	Score
On target			
1	GMNN	NP_056979.1 (N18T)	13.759
Off target			
2	S100A1	NP_006262.1	2.236
3	UBE2Q1	Q7Z7E8-2	1.977
4	USP6NL	NP_055503.1	1.771
5	ABI3BP	Q7Z7G0-3	1.736
6	SARNP	NP_149073.1	1.633
7	SYT12	NP_808878.1	1.629
8	C9orf78	NP_057604.1	1.520
9	CHP1	NP_009167.1	1.508
10	MMP19	NP_002420.1	1.492
11	MAOB	NP_000889.3	1.480
12	SBDS	NP_057122.2	1.476
12	FASLG	NP_000630.1	1.476
14	KLF3	NP_057615.3	1.475
15	PIGB	NP_004846.4 (I68L/W299L/L484S)	1.472
16	TEX35	Q5T0J7-3 (L171R)	1.447
17	EDARADD	NP_665860.2	1.435
18	POMK	NP_115613.1	1.430
19	DNAJC24	Q6P3W2-1	1.421
20	G3BP2	NP_036429.2	1.408

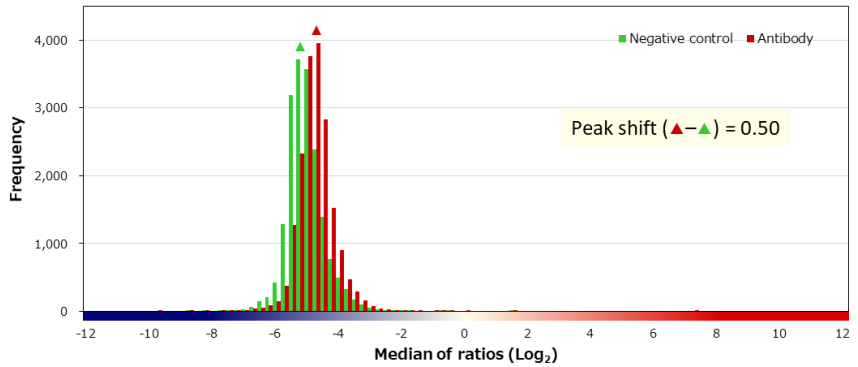
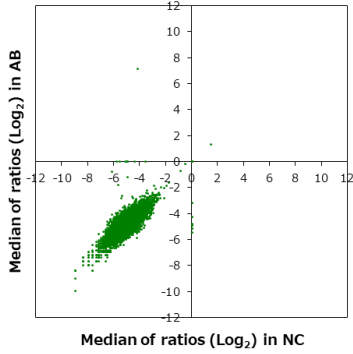


BSA	-	HA peptide	-	6xHis peptide	-	FLAG peptide	-	GST	-	MBP	-	Hemocyanin -KLH	-
-----	---	------------	---	---------------	---	--------------	---	-----	---	-----	---	-----------------	---

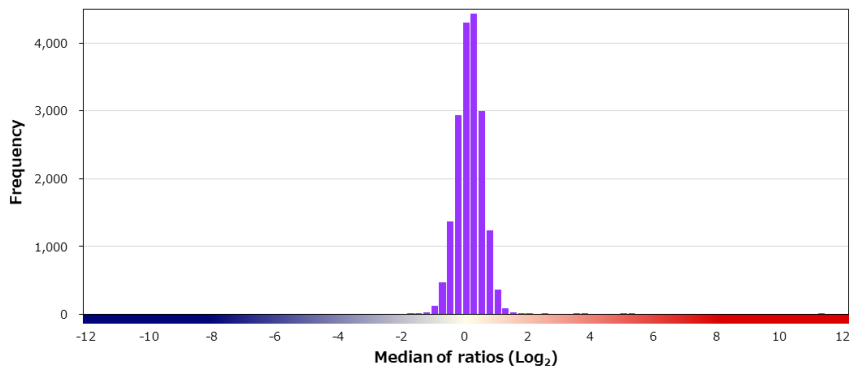
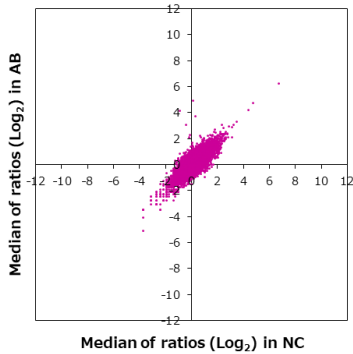
Supplier	Santa Cruz		Product code	sc-365817	Lot #	H1314	
Host	Mouse	Clonality	Monoclonal	Isotype	IgG1, kappa	Clone	F-2
Applications	<input checked="" type="checkbox"/> WB <input type="checkbox"/> SW <input checked="" type="checkbox"/> ELISA <input type="checkbox"/> FCM <input type="checkbox"/> ICC <input checked="" type="checkbox"/> IF <input checked="" type="checkbox"/> IHC <input checked="" type="checkbox"/> IP <input type="checkbox"/> B/N						
Note							

タンパク質マイクロアレイ (18K)

■ 測定値 (Raw データ) 分布

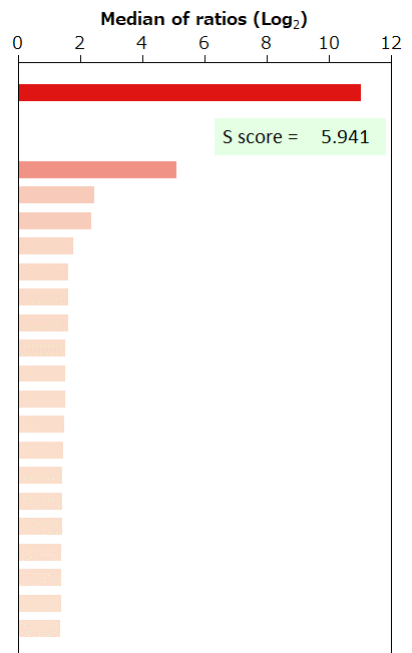


■ 補正值分布



■ 特異性検証

Rank	Gene	Protein	Score
On target			
1	GOLM1	NP_057632.2	11.031
Off target			
2	BIRC5	NP_0011159.2 (E129K)	5.090
3	LMO1	NP_002306.1	2.453
4	PRTFDC1	NP_064585.1	2.364
5	TP53	NP_001119587.1:p.R141L	1.773
6	PRR23A	NP_001128131.1	1.631
7	FAM27E3	Q08E93	1.610
8	FAM196B	NP_001123363.1	1.607
9	FAM32A	NP_054796.1	1.530
10	MAN2A1	NP_002363.2	1.521
11	HRAS	NP_005334.1:p.Q61R	1.513
12	LOC152225	Q0VG73	1.495
13	IL20	NP_061194.2	1.450
14	SCPEP1	NP_067639.1	1.435
15	MEOX2	NP_005915.2 (H80)	1.427
16	EIF4A2	NP_001958.2	1.424
17	FAM83D	NP_112181.2	1.406
18	H1FX	NP_006017.1	1.398
19	C1QTNF4	NP_114115.2	1.388
20	GRAP2	NP_004801.1	1.368

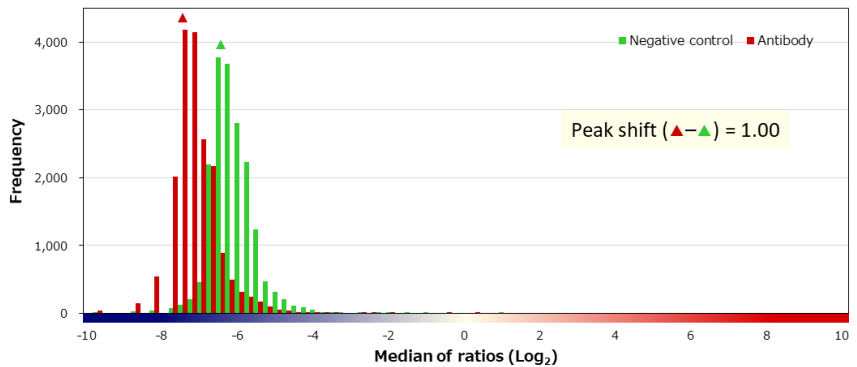
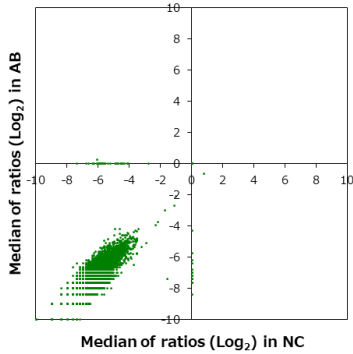


BSA	-	HA peptide	-	6xHis peptide	-	FLAG peptide	-	GST	-	MBP	-	Hemocyanin -KLH	-
-----	---	------------	---	---------------	---	--------------	---	-----	---	-----	---	-----------------	---

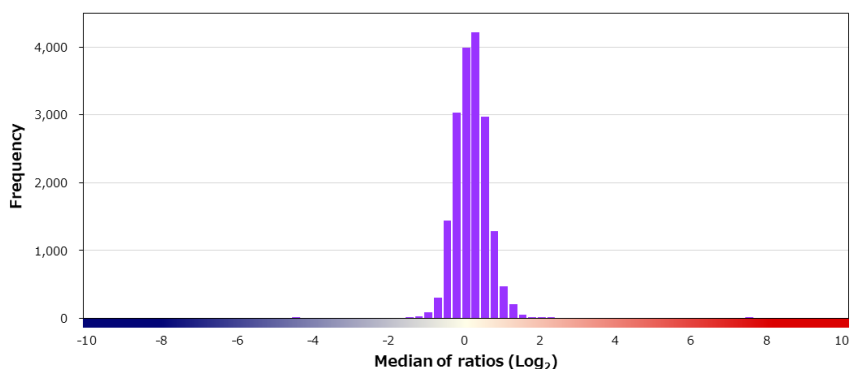
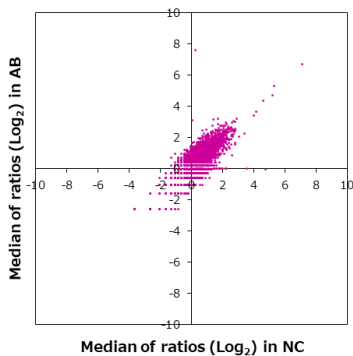
Supplier	Roche		Product code	790-4564		Lot #	F21483		
Host	Mouse		Clonality	Monoclonal		Isotype	IgG2a		
Applications	<input type="checkbox"/> WB	<input type="checkbox"/> SW	<input type="checkbox"/> ELISA	<input type="checkbox"/> FCM	<input type="checkbox"/> ICC	<input type="checkbox"/> IF	<input checked="" type="checkbox"/> IHC	<input type="checkbox"/> IP	<input type="checkbox"/> B/N
Note									

タンパク質マイクロアレイ (18K)

■ 測定値 (Raw データ) 分布

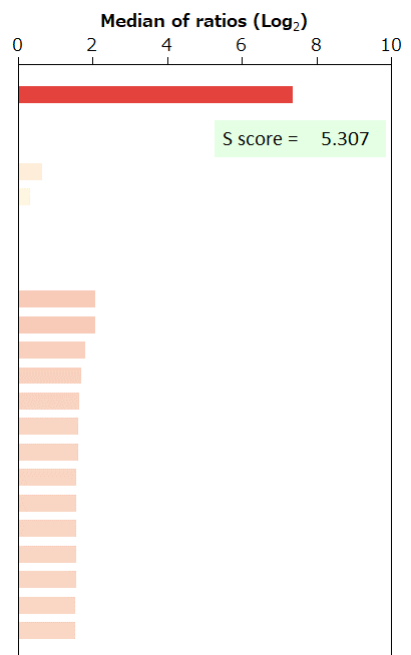


■ 補正值分布



■ 特異性検証

Rank	Gene	Protein	Score
On target			
1	GPC3	NP_001158089.1	7.373
Off target			
-	GPC2	NP_689955.1	0.650
-	GPC5	NP_004457.1	0.329
-	GPC4	NP_001439.2	-0.215
-	GPC6	NP_005699.1 (V412M)	-0.237
-	GPC1	P35052-2	-0.519
2	APRT	NP_000476.1	2.066
3	CRTC2	NP_859066.1	2.066
4	TET1	NP_085128.2	1.802
5	AMPD2	NP_004028.3	1.703
6	FAM229B	NP_001028736.1	1.650
7	DYRK2	NP_006473.2	1.613
8	SOHLH1	NP_001012415.2 (P269S)	1.610
9	ELAVL3	NP_001411.2	1.580
10	PABPC5	NP_543022.1	1.580
10	TKFC	NP_056348.2	1.580
12	UBOX5	NP_955447.1	1.568
13	NAA30	NP_001011713.2	1.563
14	RFTN2	NP_653230.2	1.551
15	NCKAP5	O14513-3	1.551

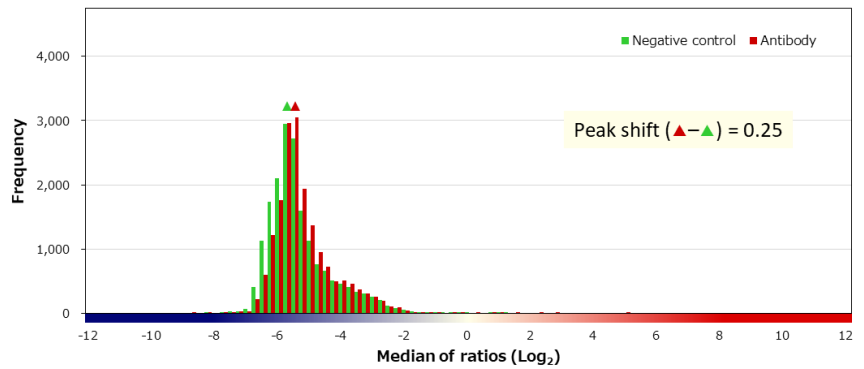
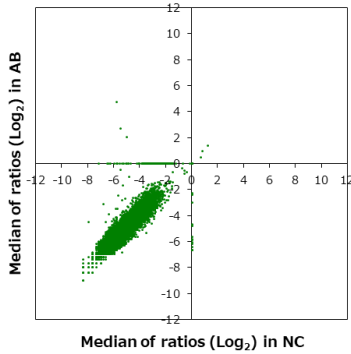


BSA	-	HA peptide	-	6xHis peptide	-	FLAG peptide	-	GST	-	MBP	-	Hemocyanin -KLH	-
-----	---	------------	---	---------------	---	--------------	---	-----	---	-----	---	-----------------	---

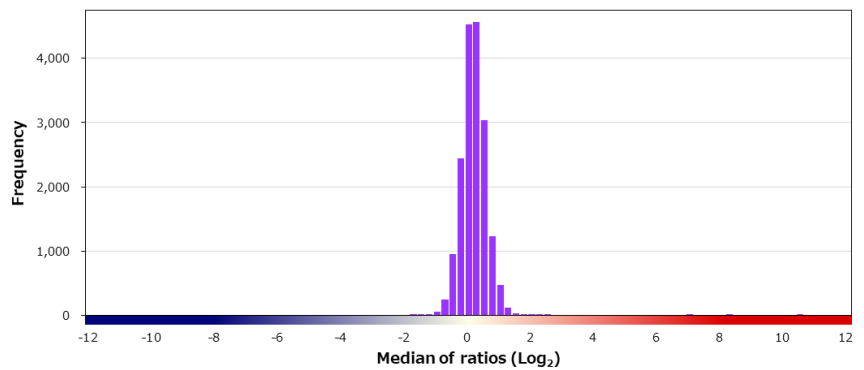
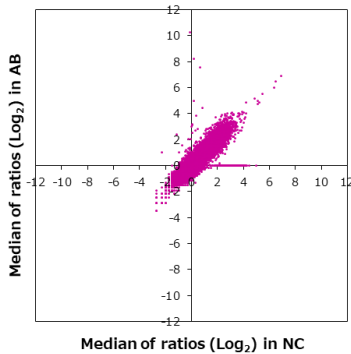
Supplier Cell Signaling Technology		Product code 12968P	Lot # 2
Host Rabbit	Clonality Monoclonal	Isotype IgG	Clone D4S7D
Applications <input checked="" type="checkbox"/> WB <input type="checkbox"/> SW <input type="checkbox"/> ELISA <input type="checkbox"/> FCM <input type="checkbox"/> ICC <input checked="" type="checkbox"/> IF <input checked="" type="checkbox"/> IHC <input checked="" type="checkbox"/> IP <input type="checkbox"/> B/N			
Note			

タンパク質マイクロアレイ (18K)

測定値 (Raw データ) 分布

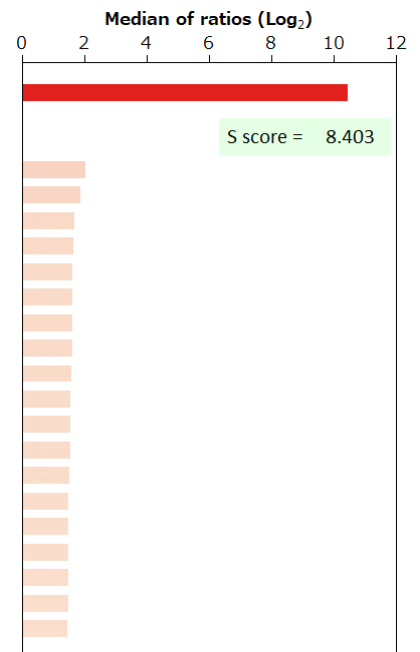


補正值分布



特異性検証

Rank	Gene	Protein	Score
On target			
1	GPRC5A	NP_003970.1	10.444
Off target			
2	DTNA	NP_001185871.1	2.041
3	KCNK5	NP_003731.1	1.881
4	ZFP91	NP_001183980.1 (V37I)	1.674
5	VPS37D	NP_001071089.1	1.665
6	TFG-ALK	T3;A20	1.619
7	MAST1	NP_055790.1	1.617
8	CALML5	NP_059118.2 (S58G/K74R)	1.608
9	TAGLN2	NP_003555.1	1.607
10	XIAP	NP_001158.2	1.582
11	SMARCE1	NP_003070.3	1.566
12	GABARAPL1	NP_113600.1	1.557
13	AVP	NP_000481.2	1.548
14	C3AR1	NP_004045.1	1.530
15	SACM1L	NP_001306001.1	1.509
15	BOP1	NP_056016.1	1.509
17	BIN3	NP_061158.1	1.496
18	TPD52L2	NP_003279.2	1.494
19	MYL3	NP_000249.1	1.482
20	TSR1	NP_060598.3 (S386G)	1.478

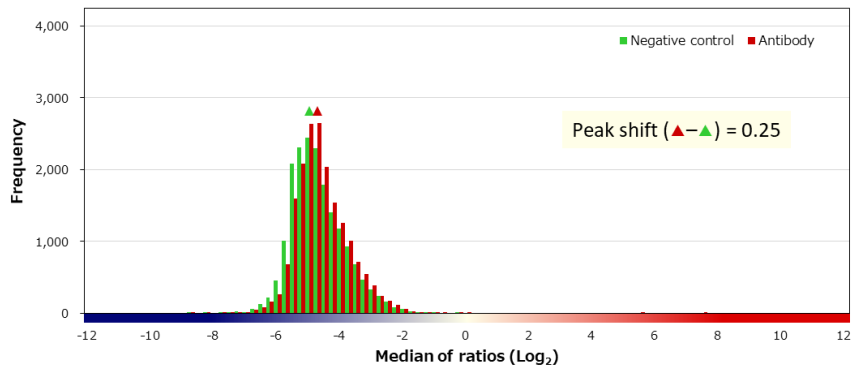
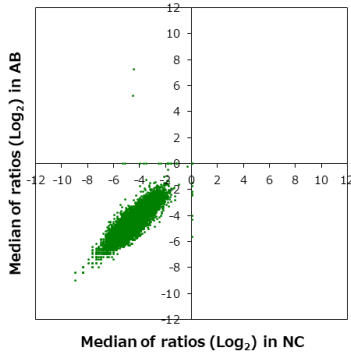


BSA	-	HA peptide	-	6xHis peptide	-	FLAG peptide	-
-----	---	------------	---	---------------	---	--------------	---

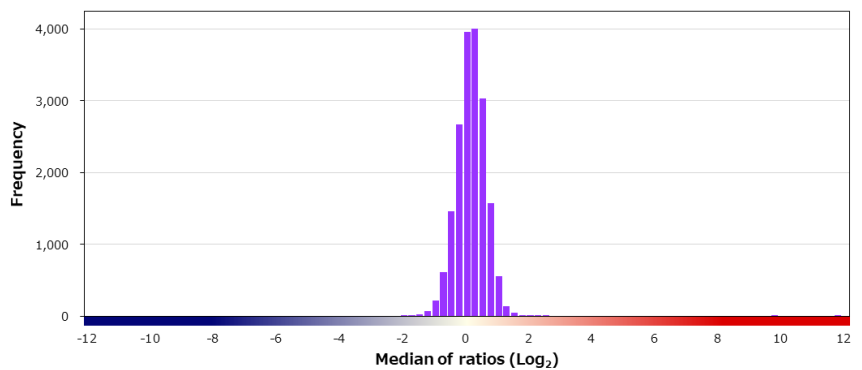
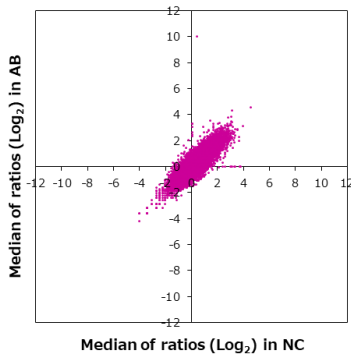
Supplier Cell Signaling Technology		Product code 12456P	Lot # 3
Host Rabbit	Clonality Monoclonal	Isotype IgG	Clone D5C5Z
Applications <input checked="" type="checkbox"/> WB <input type="checkbox"/> SW <input type="checkbox"/> ELISA <input checked="" type="checkbox"/> FCM <input checked="" type="checkbox"/> ICC <input checked="" type="checkbox"/> IF <input checked="" type="checkbox"/> IHC <input checked="" type="checkbox"/> IP <input type="checkbox"/> B/N			
Note			

タンパク質マイクロアレイ (18K)

■ 測定値 (Raw データ) 分布

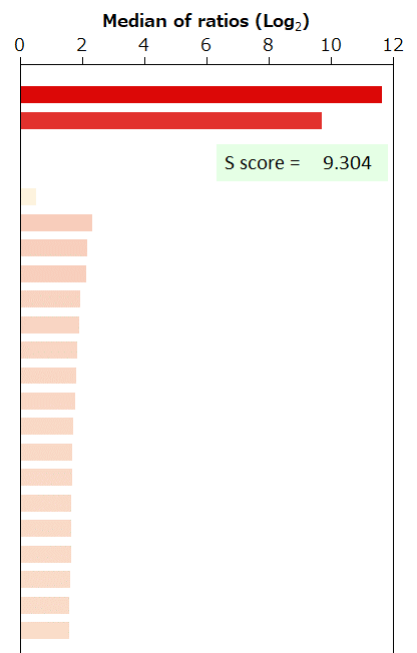


■ 補正值分布



■ 特異性検証

Rank	Gene	Protein	Score
On target			
1	GSK3B	NP_001139628.1 (Q18R/L198P)	11.623
2	GSK3B	NP_002084.2	9.696
Off target			
-	GSK3A	NP_063937.2	0.532
3	IGF2BP1	NP_006537.3	2.319
4	PHC1	NP_004417.2 (T693A)	2.173
5	EXO1	NP_006018.4 (E670G/R723C)	2.150
6	REEP2	NP_001258732.1	1.957
7	RSL1D1	O76021-2	1.920
8	RBMY1F/RBMY1J	NP_689798.1/NP_001006117.2	1.840
9	MRFAP1L1	NP_982287.1	1.805
10	TWNK	NP_068602.2	1.780
11	DCLK1	NP_004725.1	1.714
12	SBDS	NP_057122.2	1.683
13	RNF17	NP_112567.2 (N1110K)	1.678
14	PRPF39	Q86UA1-2	1.657
14	SCG2	NP_003460.2	1.657
16	CCNT2	NP_490595.1	1.648
17	GNA11	NP_002058.2:p.Q209P	1.626
18	C2orf54	NP_001078906.2	1.588
19	HMGB4	NP_660206.2	1.581

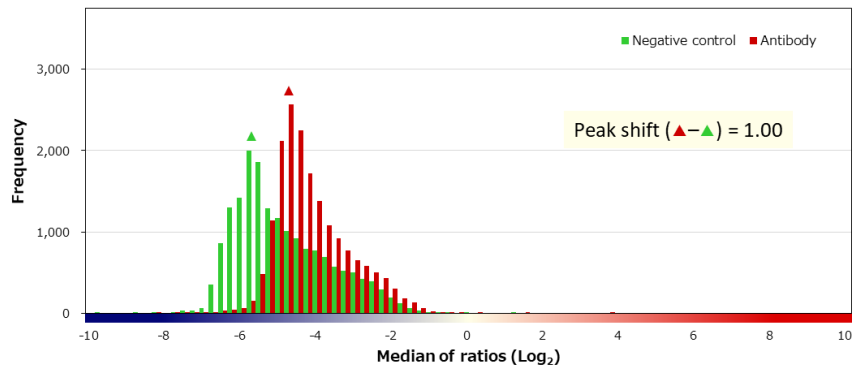
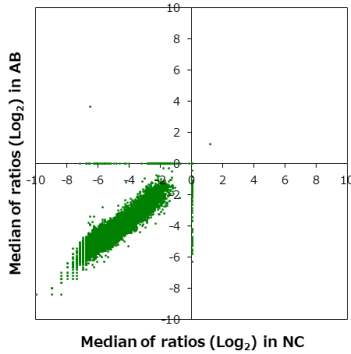


BSA	-	HA peptide	-	6xHis peptide	-	FLAG peptide	-	GST	-	MBP	-	Hemocyanin -KLH	-
-----	---	------------	---	---------------	---	--------------	---	-----	---	-----	---	-----------------	---

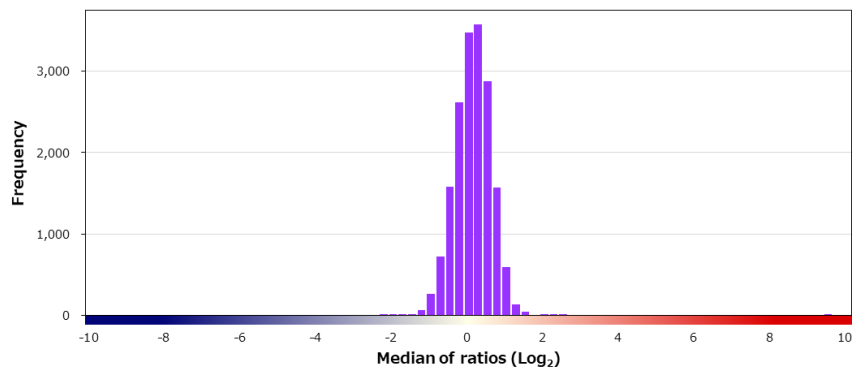
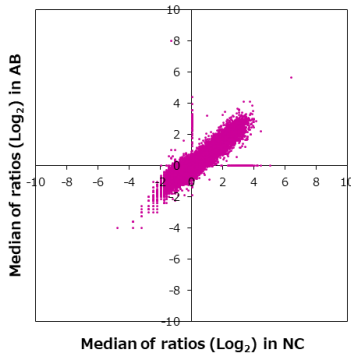
Supplier	Product code		Lot #
Agilent	M081901		20030240
Host	Clonality	Isotype	Clone
Mouse	Monoclonal	IgG1, kappa	JC159
Applications			
<input type="checkbox"/> WB	<input type="checkbox"/> SW	<input type="checkbox"/> ELISA	<input type="checkbox"/> FCM
<input type="checkbox"/> ICC	<input type="checkbox"/> IF	<input checked="" type="checkbox"/> IHC	<input type="checkbox"/> IP
<input type="checkbox"/> B/N			
Note			

タンパク質マイクロアレイ (18K)

■ 測定値 (Raw データ) 分布

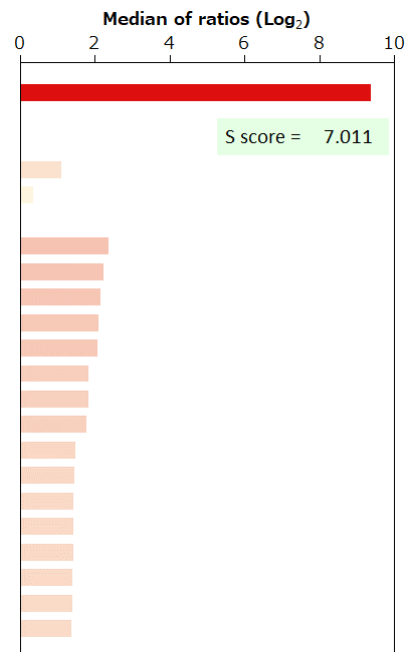


■ 補正值分布



■ 特異性検証

Rank	Gene	Protein	Score
On target			
1	GYPA	NP_002090.4 (E13A)	9.374
Off target			
-	GYPE	NP_002093.2	1.116
-	GYPB	NP_002091.3 (T48M)	0.360
-	GYPC	NP_002092.1	-0.640
2	GALM	NP_620156.1	2.363
3	ZMYND19	NP_612471.1	2.240
4	MPPED2	NP_001575.1	2.165
5	COQ10A	Q96MF6-2	2.092
6	ADPGK	NP_112574.3	2.071
7	VAPA	NP_919415.2	1.847
8	WHSC1L1	NP_075447.1	1.830
9	NEBL	NP_998734.1	1.786
10	TP53	NP_001263626.1:p.C79F	1.500
11	CREB3L2	Q70SY1-2	1.453
12	TMEM237	NP_689601.2	1.432
13	IFNG	NP_000610.2	1.425
13	FAM156A/FAM156B	NP_054857.2/NP_001093154.1	1.425
15	FAU	NP_001988.1	1.405
16	COPE	NP_955474.1	1.393
17	SNX18	NP_001096045.1	1.381

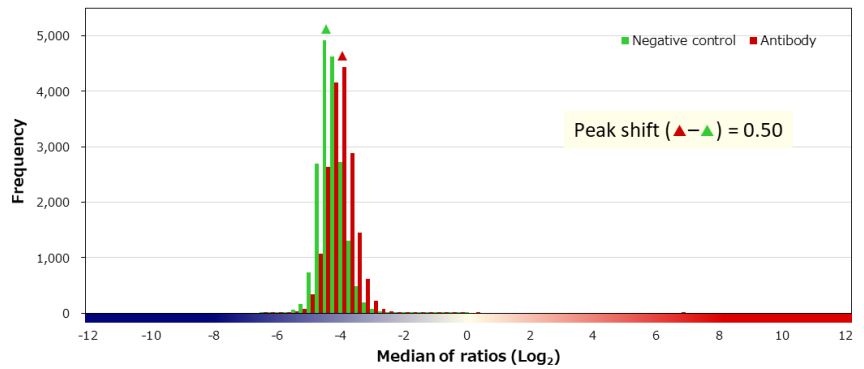
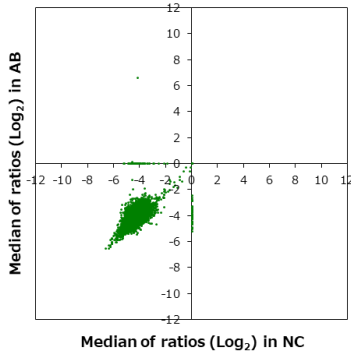


BSA	-	HA peptide	-	6xHis peptide	-	FLAG peptide	-
-----	---	------------	---	---------------	---	--------------	---

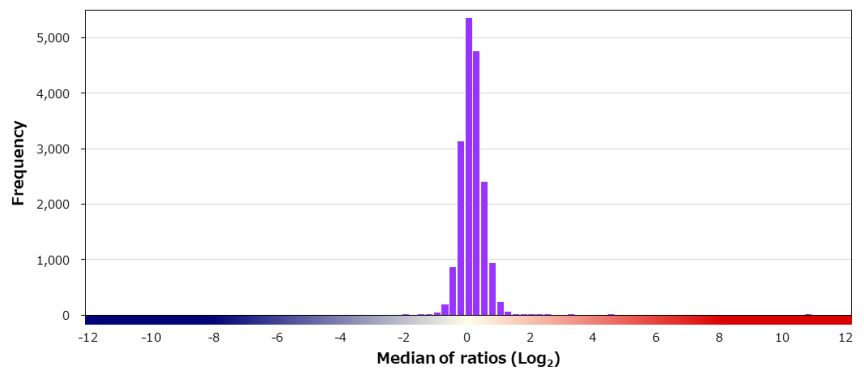
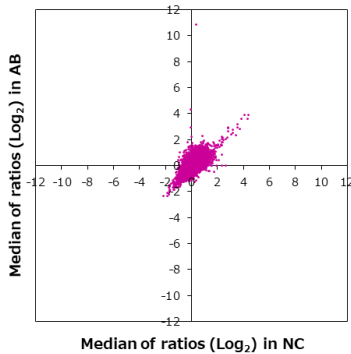
Supplier Cell Signaling Technology		Product code 7631P	Lot # 3
Host Rabbit	Clonality Monoclonal	Isotype IgG	Clone D17A3
Applications <input checked="" type="checkbox"/> WB <input type="checkbox"/> SW <input type="checkbox"/> ELISA <input checked="" type="checkbox"/> FCM <input type="checkbox"/> ICC <input checked="" type="checkbox"/> IF <input checked="" type="checkbox"/> IHC <input type="checkbox"/> IP <input type="checkbox"/> B/N			
Note			

タンパク質マイクロアレイ (18K)

測定値 (Raw データ) 分布

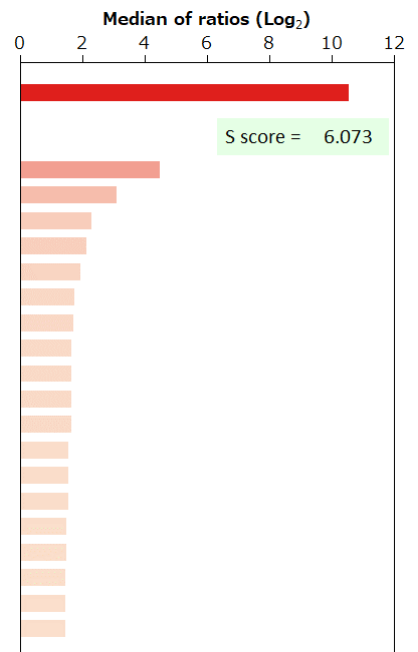


補正值分布



特異性検証

Rank	Gene	Protein	Score
On target			
1	H2AFX	NP_002096.1	10.548
Off target			
2	C1QB	NP_000482.3	4.475
3	OR1J4	NP_001004452.1	3.088
4	CEP120	NP_694955.2	2.308
5	RPA1	NP_002936.1	2.153
6	PDS5B	Q9NTI5-5	1.942
7	GIMAP4	NP_060796.1	1.745
8	ZNF136	NP_003428.1	1.726
9	HMGN4	NP_006344.1	1.669
10	H1FX	NP_006017.1	1.667
11	SUZ12	NP_056170.2	1.664
12	ATF6B	NP_004372.3	1.648
13	ZNF747	NP_076420.1	1.566
14	OSER1	NP_057554.4	1.564
15	C10orf10	NP_008952.1	1.548
16	CRTC1	NP_001091952.1 (T344A)	1.484
17	HMGN2	NP_005508.1	1.482
18	BAG1	NP_004314.5	1.476
19	MEAF6	NP_001257804.1	1.462
20	H1FOO	NP_001295191.1	1.457

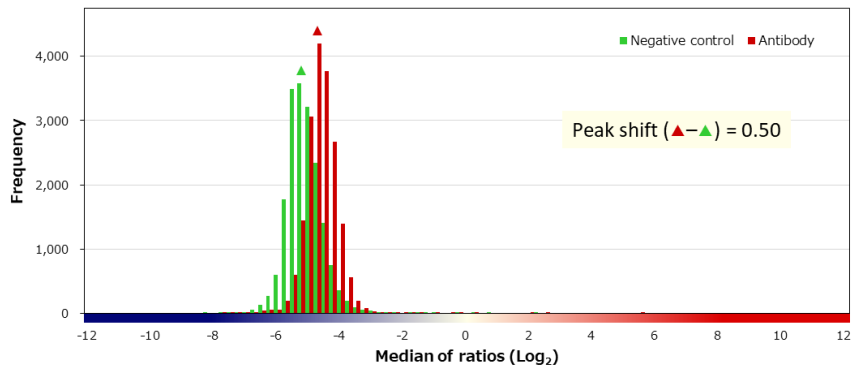
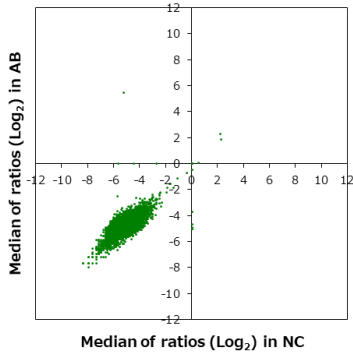


BSA	-	HA peptide	-	6xHis peptide	-	FLAG peptide	-
-----	---	------------	---	---------------	---	--------------	---

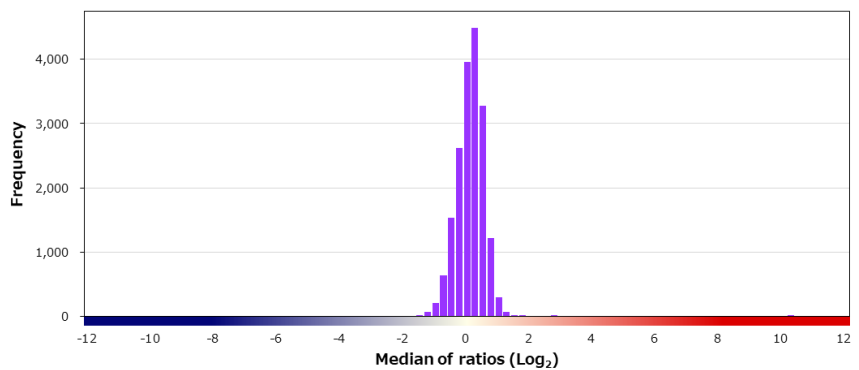
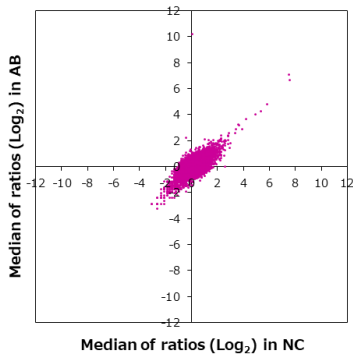
Supplier Leica	Product code NCL-L-IgD	Lot # 6074745
Host Mouse	Clonality Monoclonal	Isotype IgG1
Applications <input type="checkbox"/> WB <input type="checkbox"/> SW <input type="checkbox"/> ELISA <input type="checkbox"/> FCM <input type="checkbox"/> ICC <input type="checkbox"/> IF <input checked="" type="checkbox"/> IHC <input type="checkbox"/> IP <input type="checkbox"/> B/N		
Note		

タンパク質マイクロアレイ (18K)

■ 測定値 (Raw データ) 分布

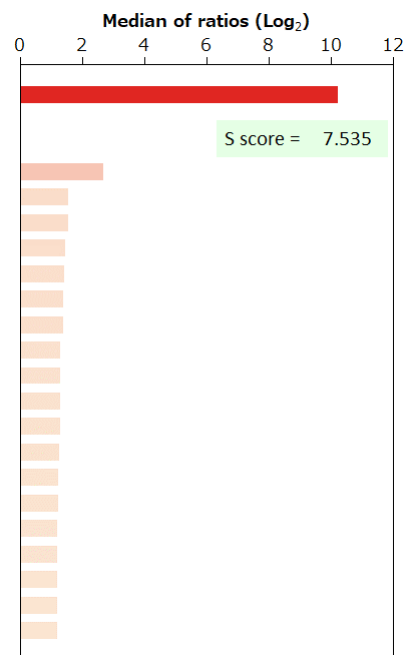


■ 補正值分布



■ 特異性検証

Rank	Gene	Protein	Score
On target			
1	IGHD	AK057617.1 (21..1610)	10.222
Off target			
2	RNF141	NP_057506.2	2.687
3	H1FOO	NP_001295191.1	1.571
4	PINX1	NP_060354.4	1.558
5	PROCA1	NP_001291881.1	1.453
6	NUPR1	NP_001035948.1	1.422
7	UBA5	NP_079094.1	1.410
8	REEP2	NP_001258732.1	1.403
9	ANKRD42	NP_872409.2	1.307
10	NMU	NP_006672.1	1.301
11	TP53	NP_001119587.1:p.H82R	1.291
12	FBXO28	NP_055991.1	1.291
13	MANBAL	NP_071360.1	1.277
14	GOSR1	NP_004862.1	1.249
15	PCDHGC3	NP_002579.2	1.243
16	DLK2	NP_076421.2	1.206
17	THAP1	NP_060575.1	1.206
18	TMEM106C	NP_076961.1	1.200
18	IRS4	NP_003595.1	1.200
18	INPP5K	NP_057616.2	1.200



BSA	-	HA peptide	-	6xHis peptide	-	FLAG peptide	-	GST	-	MBP	-	Hemocyanin -KLH	-
-----	---	------------	---	---------------	---	--------------	---	-----	---	-----	---	-----------------	---

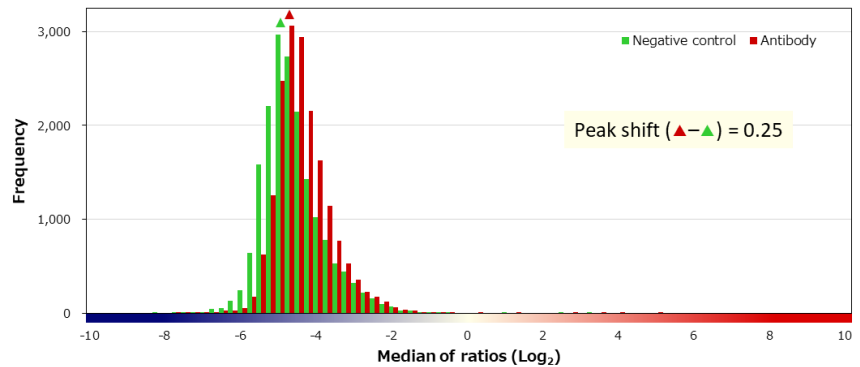
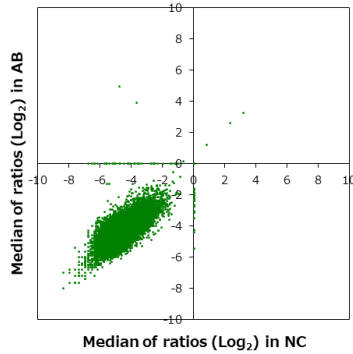
IL2RA (CD25)

interleukin 2 receptor subunit alpha

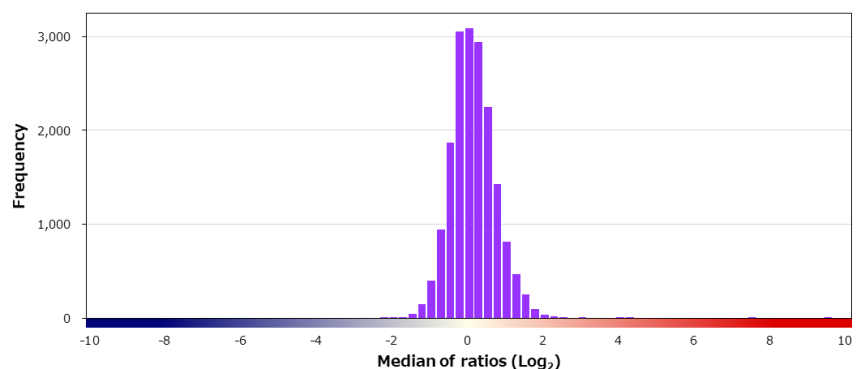
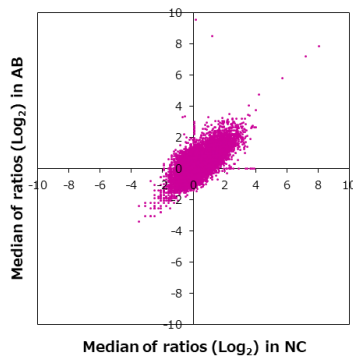
Supplier	Product code		Lot #
Leica	PA0305		66006
Host	Clonality	Isotype	Clone
Mouse	Monoclonal	IgG2b	4C9
Applications			
<input type="checkbox"/> WB	<input type="checkbox"/> SW	<input type="checkbox"/> ELISA	<input type="checkbox"/> FCM
<input type="checkbox"/> ICC	<input type="checkbox"/> IF	<input checked="" type="checkbox"/> IHC	<input type="checkbox"/> IP
<input type="checkbox"/> B/N			
Note			

タンパク質マイクロアレイ (18K)

測定値 (Raw データ) 分布

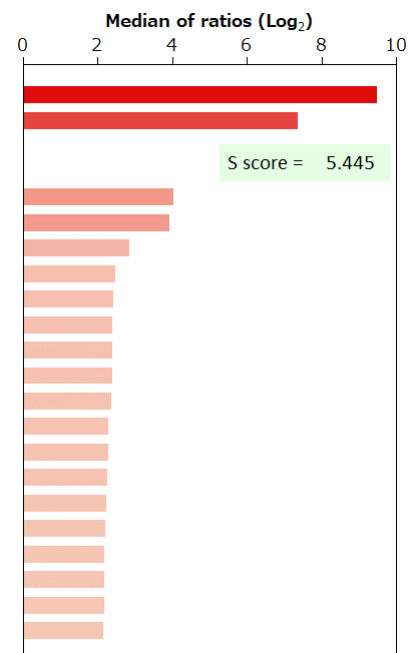


補正值分布



特異性検証

Rank	Gene	Protein	Score
On target			
1	IL2RA	NP_000408.1 (T91M)	9.472
2	IL2RA	NP_000408.1	7.357
Off target			
3	FAM181A	NP_001194000.1	4.027
4	TMBIM1	NP_071435.2	3.931
5	DNAJB6	O75190-4	2.865
6	UPK3BL/LOC107983993	NP_001107875.1/XP_016868385.1	2.487
7	MYOCD	NP_001139784.1	2.431
8	CST4	NP_001890.1	2.399
9	CDH13	NP_001207418.1	2.394
10	PLD5	NP_001182741.1	2.394
11	CCDC157	NP_001017437.2	2.364
12	TMEM151A	NP_694998.1	2.294
13	SLC35B2	NP_835361.1	2.279
14	TP53	NP_001119586.1:p.C238F	2.265
15	CEACAM6	NP_002474.4	2.249
16	PNRC1	NP_006804.1	2.217
17	C19orf73	NP_060581.2 (S106G)	2.187
18	CTSG	NP_001902.1	2.180
19	UQCRB	NP_006285.1	2.176
20	FAM120AOS	NP_942138.2 (L22F/K241E)	2.147



BSA	-	HA peptide	-	6xHis peptide	-	FLAG peptide	-	GST	-	MBP	-	Hemocyanin -KLH	-
-----	---	------------	---	---------------	---	--------------	---	-----	---	-----	---	-----------------	---

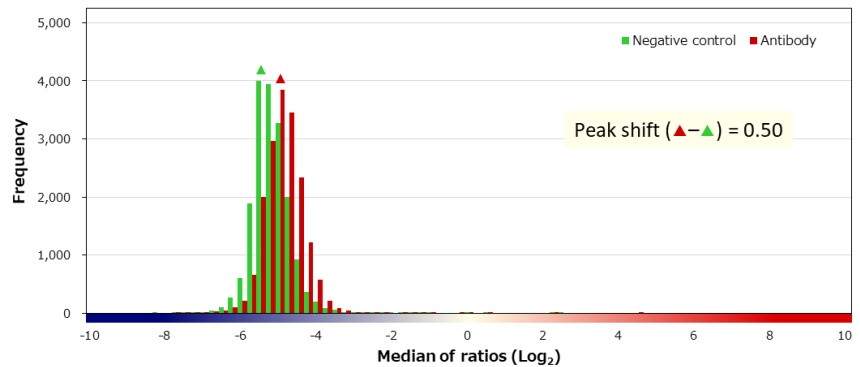
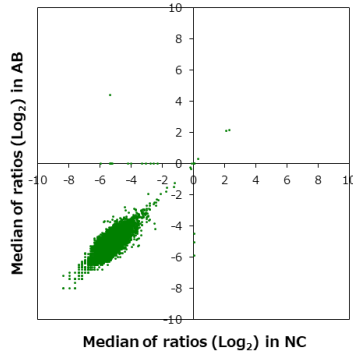
IL3RA (CD123)

interleukin 3 receptor subunit alpha

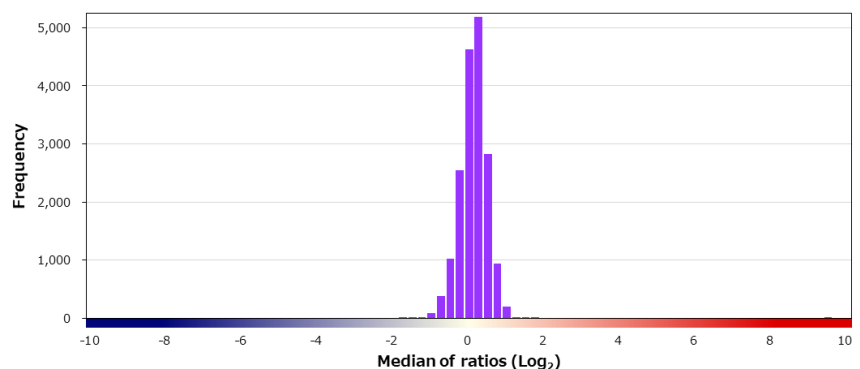
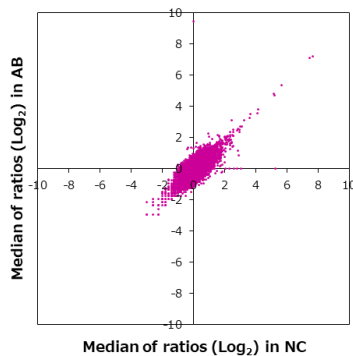
Supplier Leica	Product code NCL-L-CD123	Lot # 6072762
Host Mouse	Clonality Monoclonal	Isotype IgG2b
Applications <input type="checkbox"/> WB <input type="checkbox"/> SW <input type="checkbox"/> ELISA <input type="checkbox"/> FCM <input type="checkbox"/> ICC <input type="checkbox"/> IF <input checked="" type="checkbox"/> IHC <input type="checkbox"/> IP <input type="checkbox"/> B/N		
Note		

タンパク質マイクロアレイ (18K)

測定値 (Raw データ) 分布

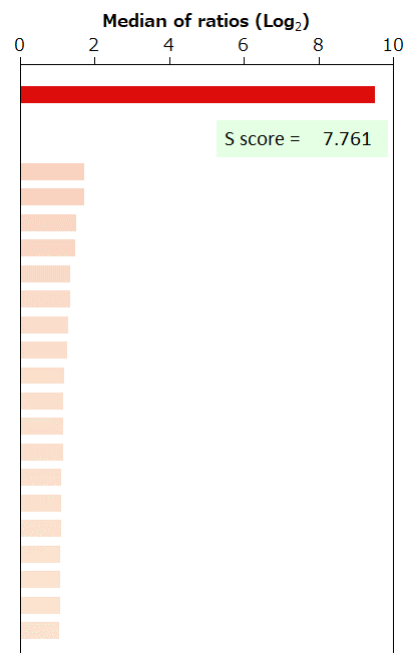


補正值分布



特異性検証

Rank	Gene	Protein	Score
On target			
1	IL3RA	NP_002174.1	9.496
Off target			
2	H1FOO	NP_001295191.1	1.735
3	JSRP1	NP_653217.1	1.733
4	TMEM135	NP_075069.3 (P193H/G218R)	1.503
5	EPN1	NP_001123544.1	1.488
6	SLC7A14	NP_066000.2	1.359
7	ATG13	NP_055556.2	1.341
8	KIAA0513	NP_001273495.1	1.299
9	PINX1	NP_060354.4	1.281
10	RRP7BP	Q9NSQ0	1.198
11	PPP1R14C	NP_112211.1 (T10A)	1.174
12	CRABP2	NP_001869.1	1.163
13	PTK2B	NP_004094.3	1.155
14	CCR5	NP_000570.1	1.122
15	INF2	NP_116103.1	1.111
16	SUN3	NP_689995.3 (I127V)	1.098
17	RSL1D1	O76021-2	1.079
18	PAG1	NP_060910.3	1.077
19	SLC34A3	NP_543153.1	1.074
20	SULF1	NP_055985.2	1.056

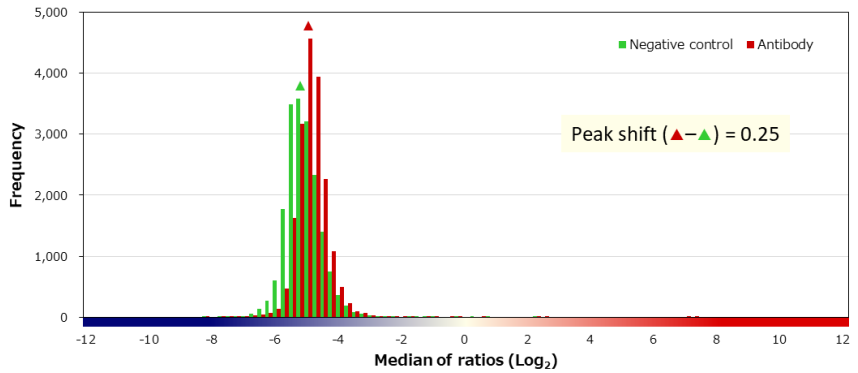
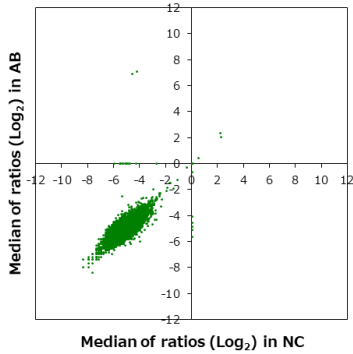


BSA	-	HA peptide	-	6xHis peptide	-	FLAG peptide	-	GST	-	MBP	-	Hemocyanin -KLH	-
-----	---	------------	---	---------------	---	--------------	---	-----	---	-----	---	-----------------	---

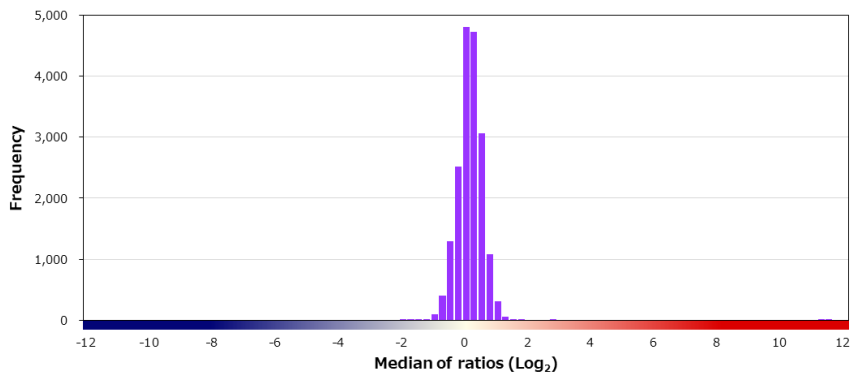
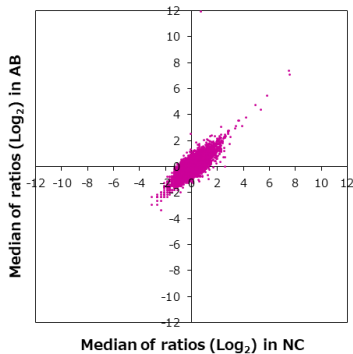
Supplier Leica	Product code NCL-L-IL6	Lot # 6064587
Host Mouse	Clonality Monoclonal	Isotype IgG2a
Applications <input type="checkbox"/> WB <input type="checkbox"/> SW <input type="checkbox"/> ELISA <input type="checkbox"/> FCM <input type="checkbox"/> ICC <input type="checkbox"/> IF <input checked="" type="checkbox"/> IHC <input type="checkbox"/> IP <input type="checkbox"/> B/N		
Note		

タンパク質マイクロアレイ (18K)

測定値 (Raw データ) 分布

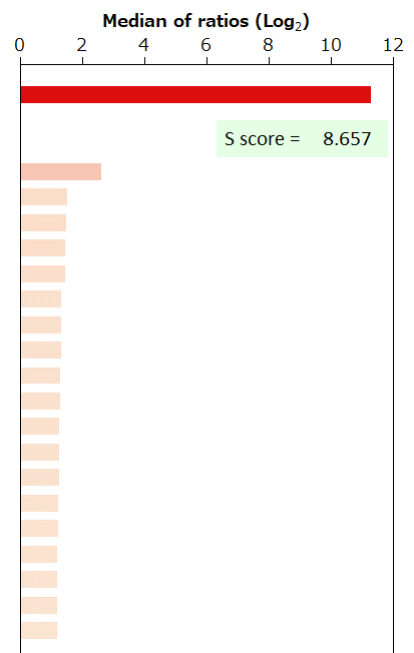


補正值分布



特異性検証

Rank	Gene	Protein	Score
On target			
1	IL6	NP_000591.1	11.281
Off target			
2	UBE2G2	NP_003334.2	2.624
3	DMRTA2	NP_115486.1	1.534
4	VRTN	NP_060698.2	1.478
5	MBD5	NP_060798.2	1.477
6	CCL18	NP_002979.1	1.459
7	RAI2	NP_068557.3	1.343
8	FMO2	NP_001451.2	1.343
9	HIST1H2AH	NP_542163.1	1.322
10	METRNL	NP_076947.1	1.303
11	IFI27	NP_001123552.1	1.294
12	L3MBTL1	NP_056293.4	1.282
13	SUMO1	NP_003343.1	1.273
14	PGM5	NP_068800.2	1.253
15	CEP85	NP_073615.2	1.250
16	MCM9	NP_694987.1	1.225
17	DOK5	NP_060901.2	1.218
18	GAREM1	NP_073588.1	1.209
19	UST	NP_005706.1	1.206
20	PAGE2B	NP_001015038.1	1.199

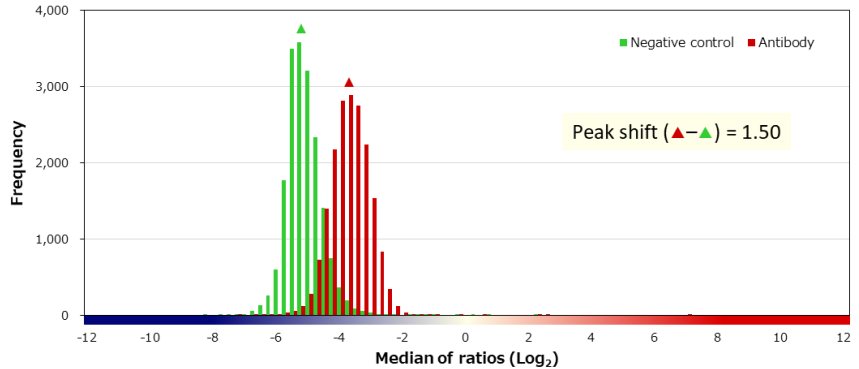
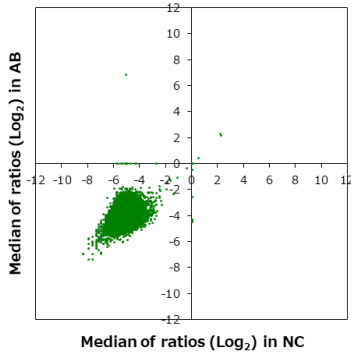


BSA	-	HA peptide	-	6xHis peptide	-	FLAG peptide	-	GST	-	MBP	-	Hemocyanin -KLH	-
-----	---	------------	---	---------------	---	--------------	---	-----	---	-----	---	-----------------	---

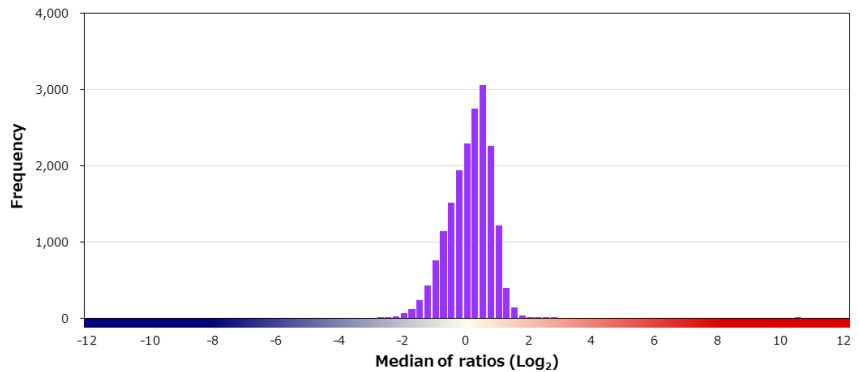
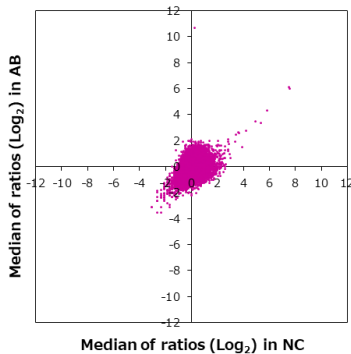
Supplier	Product code		Lot #
Leica	NCL-L-InhibinA		6068668
Host	Clonality	Isotype	Clone
Mouse	Monoclonal	IgG1	AMY82
Applications			
<input type="checkbox"/> WB	<input type="checkbox"/> SW	<input type="checkbox"/> ELISA	<input type="checkbox"/> FCM
<input type="checkbox"/> ICC	<input type="checkbox"/> IF	<input checked="" type="checkbox"/> IHC	<input type="checkbox"/> IP
<input type="checkbox"/> B/N			
Note			

タンパク質マイクロアレイ (18K)

測定値 (Raw データ) 分布

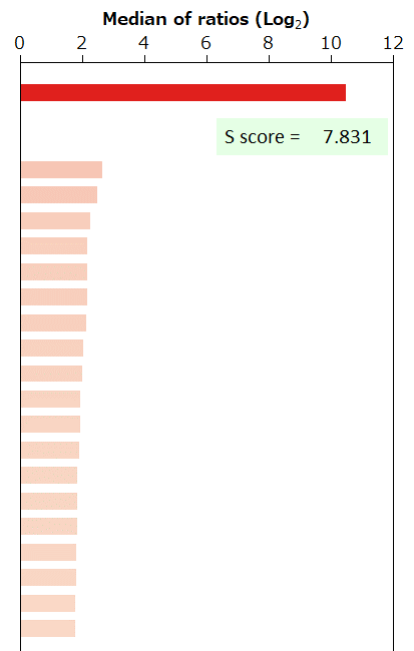


補正值分布



特異性検証

Rank	Gene	Protein	Score
On target			
1	INHA	NP_002182.1	10.489
Off target			
2	H1FOO	NP_001295191.1	2.658
3	PRAP1	NP_660203.3 (H101R)	2.494
4	JSRP1	NP_653217.1	2.271
5	FBXO28	NP_055991.1	2.185
5	NUPR1	NP_001035948.1	2.185
7	REEP2	NP_001258732.1	2.156
8	PINX1	NP_060354.4	2.127
9	TDG	NP_003202.3	2.054
10	PROCA1	NP_001291881.1	2.019
11	TP53	NP_001263626.1:p.H34R	1.948
12	MANBAL	NP_071360.1	1.937
13	MTDH	NP_848927.2 (T317A)	1.909
14	TUB	NP_003311.2	1.848
15	HIST1H1A	NP_005316.1	1.838
16	RSL1D1	O76021-2	1.835
17	ANKRD42	NP_872409.2	1.829
18	SNRPA	NP_004587.1	1.807
19	HMG2	NP_005508.1	1.781
20	JARID2	NP_001253969.1	1.777

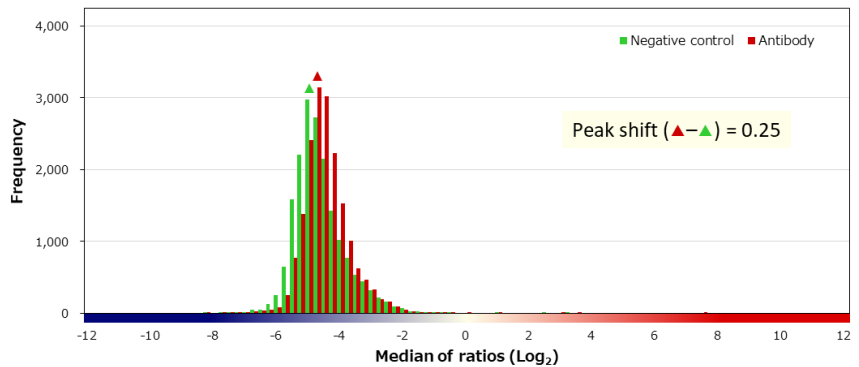
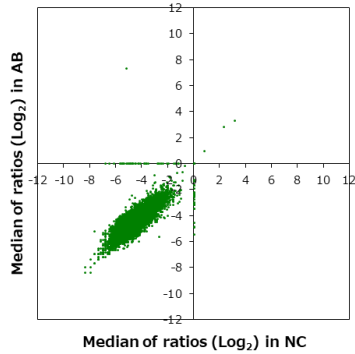


BSA	-	HA peptide	-	6xHis peptide	-	FLAG peptide	-	GST	-	MBP	-	Hemocyanin -KLH	-
-----	---	------------	---	---------------	---	--------------	---	-----	---	-----	---	-----------------	---

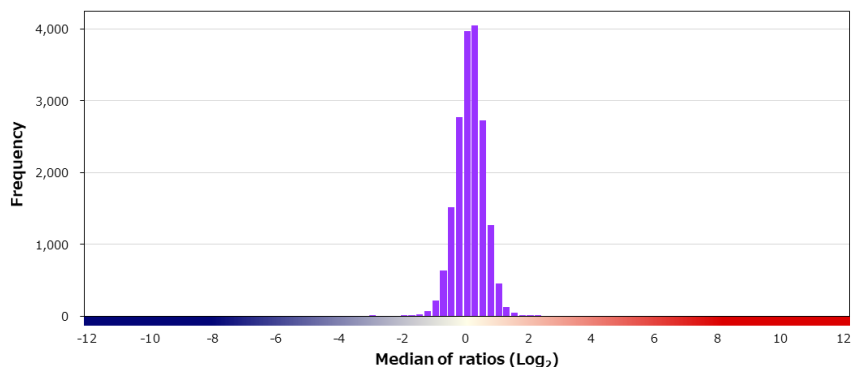
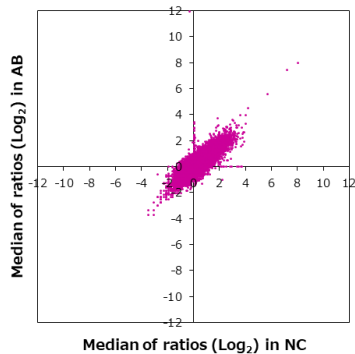
Supplier	Product code		Lot #
Leica	PA0488		66327
Host	Clonality	Isotype	Clone
Mouse	Monoclonal	IgG2a	R1
Applications			
<input type="checkbox"/> WB	<input type="checkbox"/> SW	<input type="checkbox"/> ELISA	<input type="checkbox"/> FCM
<input type="checkbox"/> ICC	<input type="checkbox"/> IF	<input checked="" type="checkbox"/> IHC	<input type="checkbox"/> IP
<input type="checkbox"/> B/N			
Note			

タンパク質マイクロアレイ (18K)

測定値 (Raw データ) 分布

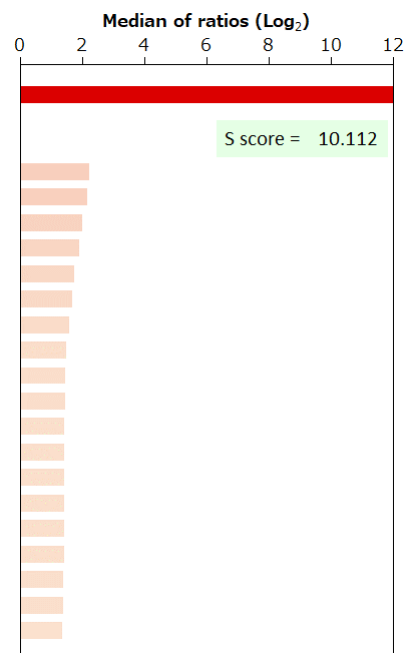


補正值分布



特異性検証

Rank	Gene	Protein	Score
On target			
1	INHA	NP_002182.1	12.341
Off target			
2	CYP2C9	NP_000762.2	2.229
3	ZNF648	NP_001009992.1	2.158
4	ACSL5	NP_057318.2	2.006
5	ARID3B	NP_006456.1	1.900
6	ELK4	NP_001964.2	1.740
7	ZNF101	NP_149981.2	1.692
8	TP53	NP_001119586.1:p.C238F	1.585
9	PEPD	NP_001159528.1	1.479
10	PRKX	NP_005035.1	1.469
10	FEM1C	NP_064562.1	1.469
12	TRIM45	NP_079464.2 (M496T)	1.440
13	CCDC124	NP_612451.1	1.437
14	RUNX1	NP_001116079.1	1.434
15	GJA5	NP_005257.2	1.434
16	HIST1H3F	NP_066298.1	1.429
17	PIAS2	NP_775298.1	1.424
18	NKRF	NP_060014.2	1.409
19	PRSS8	NP_002764.1	1.405
20	PINX1	NP_060354.4	1.351

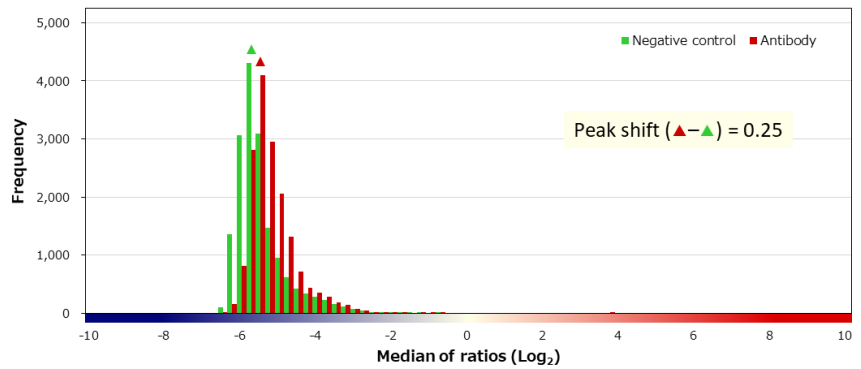
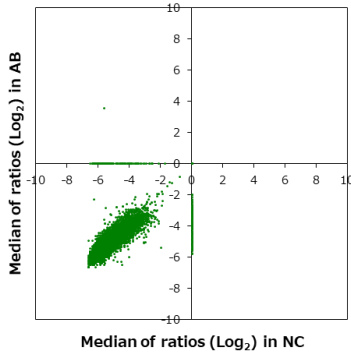


BSA	-	HA peptide	-	6xHis peptide	-	FLAG peptide	-	GST	-	MBP	-	Hemocyanin -KLH	-
-----	---	------------	---	---------------	---	--------------	---	-----	---	-----	---	-----------------	---

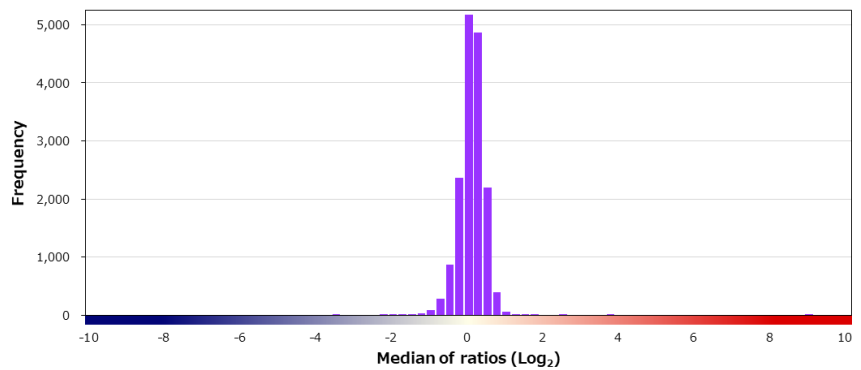
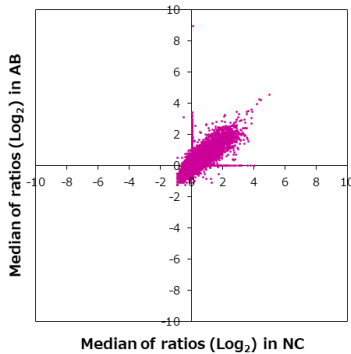
Supplier Cell Signaling Technology		Product code 11904P	Lot # 2
Host Rabbit	Clonality Monoclonal	Isotype IgG	Clone D614C
Applications			
<input checked="" type="checkbox"/> WB	<input type="checkbox"/> SW	<input type="checkbox"/> ELISA	<input type="checkbox"/> FCM
<input type="checkbox"/> ICC	<input checked="" type="checkbox"/> IF	<input type="checkbox"/> IHC	<input checked="" type="checkbox"/> IP
<input type="checkbox"/> B/N			
Note			

タンパク質マイクロアレイ (18K)

測定値 (Raw データ) 分布

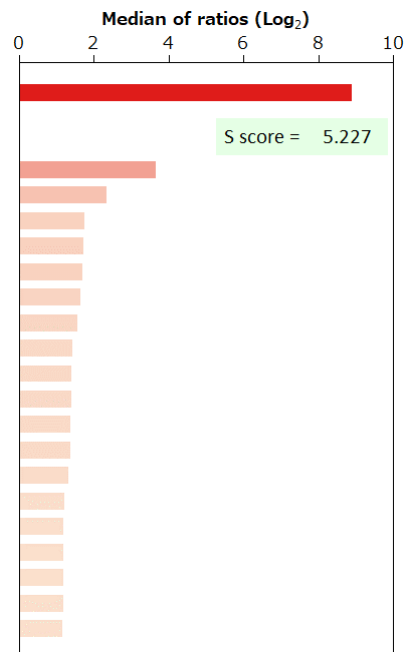


補正值分布



特異性検証

Rank	Gene	Protein	Score
On target			
1	IRF3	NP_001184051.1	8.882
Off target			
2	SOCS5	NP_054730.1	3.655
3	ZC3H7B	NP_060060.3	2.356
4	EVI2B	NP_006486.3	1.746
5	TP53	NP_001263625.1:p.R119H	1.729
6	ADRB2	NP_000015.1 (R16G/Q27E)	1.706
7	TFDP1	NP_009042.1	1.649
8	YWHAQ	NP_006817.1	1.555
9	SLC7A8	NP_036376.2	1.433
10	KLHL34	NP_695002.1	1.413
11	OAZ3	NP_001128411.1 (SCLQCS26-31PASSAP)	1.398
12	CDC20	NP_001246.2	1.378
12	SLITRK4	NP_775101.1	1.378
14	SYNC	NP_110413.2	1.333
15	ATXN3L	NP_001129467.1 (G332D)	1.226
16	USP28	NP_001287958.1	1.204
17	MAPK9	NP_002743.3	1.199
18	TCF7L2	NP_110383.2 (H288R)	1.190
19	HSPA1A	NP_005336.3	1.178
20	THOP1	NP_003240.1	1.169

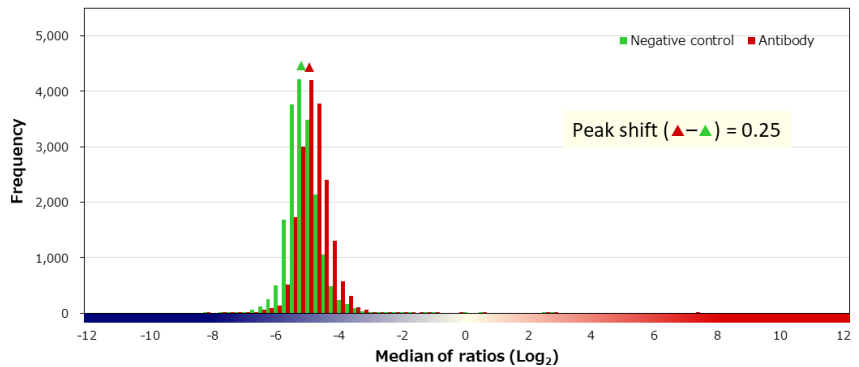
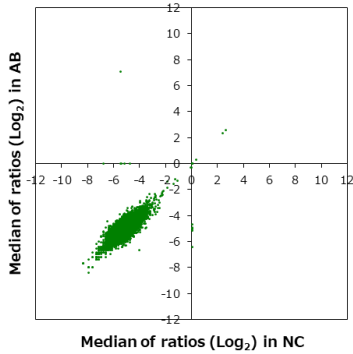


BSA	-	HA peptide	-	6xHis peptide	-	FLAG peptide	-
-----	---	------------	---	---------------	---	--------------	---

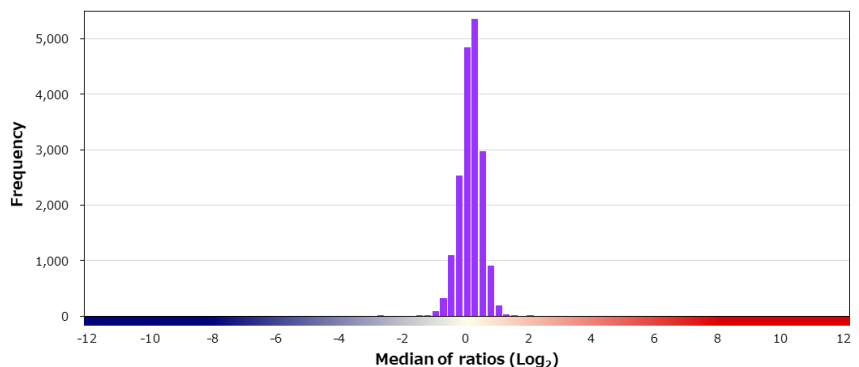
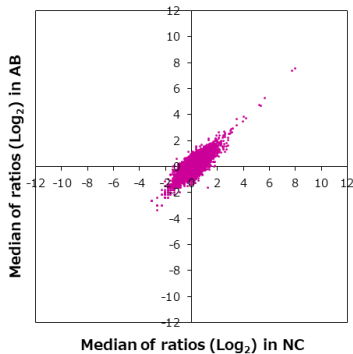
Supplier Leica	Product code NCL-L-MUM1	Lot # 6068445
Host Mouse	Clonality Monoclonal	Isotype IgG1
Applications <input type="checkbox"/> WB <input type="checkbox"/> SW <input type="checkbox"/> ELISA <input type="checkbox"/> FCM <input type="checkbox"/> ICC <input type="checkbox"/> IF <input checked="" type="checkbox"/> IHC <input type="checkbox"/> IP <input type="checkbox"/> B/N		
Note		

タンパク質マイクロアレイ (18K)

測定値 (Raw データ) 分布

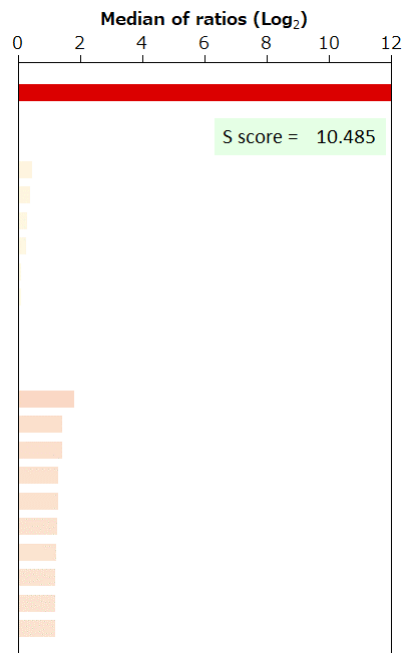


補正值分布



特異性検証

Rank	Gene	Protein	Score
On target			
1	IRF4	NP_002451.2	12.286
Off target			
-	IRF7	NP_004022.2	0.468
-	IRF8	NP_002154.1 (K88R)	0.401
-	IRF9	NP_006075.3	0.291
-	IRF2	NP_002190.2	0.262
-	IRF6	NP_001193625.1 (V179I)	0.121
-	IRF8	NP_002154.1	0.106
-	IRF3	NP_001184051.1	-0.088
-	IRF1	NP_002189.1	-0.294
-	IRF5	NP_116032.1	-0.709
2	HDAC2	XP_011534090.1	1.801
3	DERL2	NP_057125.2	1.428
4	MSANTD1	NP_001036155.1	1.422
5	EID3	NP_001008395.1	1.291
5	SMG6	NP_001243756.1	1.291
7	TP53	NP_001263626.1:p.Y46C	1.261
8	PCNX4	NP_071940.4	1.236
9	ANXA11	NP_0011148.1 (R230C)	1.215
9	TRIM69	NP_892030.3 (D15N/T161M)	1.215
11	MPL	NP_005364.1	1.208

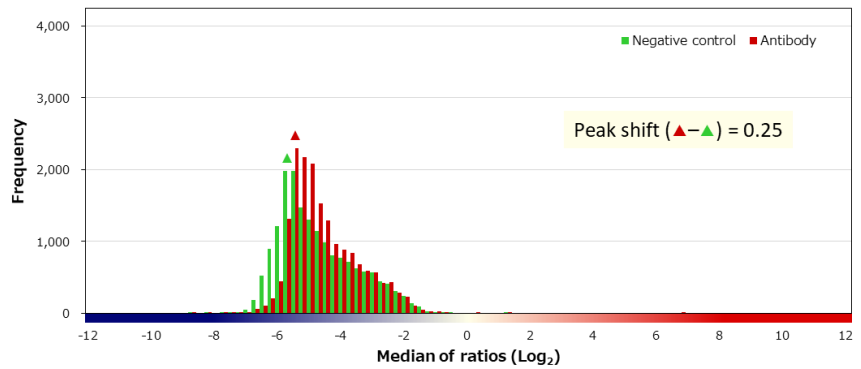
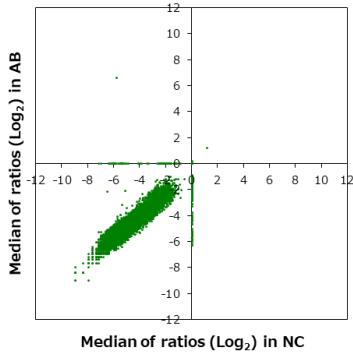


BSA	-	HA peptide	-	6xHis peptide	-	FLAG peptide	-	GST	-	MBP	-	Hemocyanin -KLH	-
-----	---	------------	---	---------------	---	--------------	---	-----	---	-----	---	-----------------	---

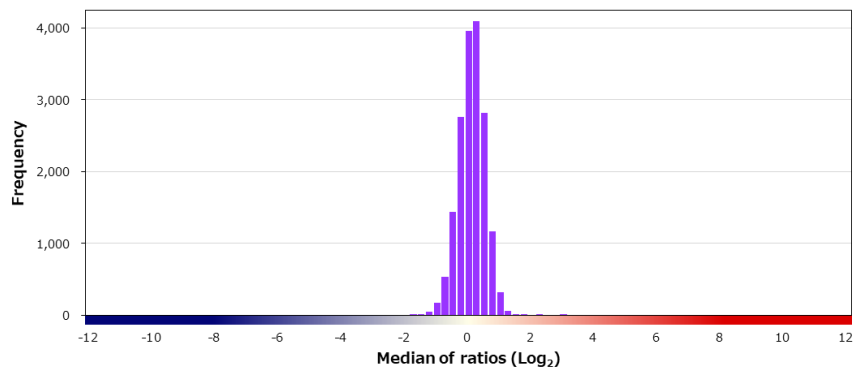
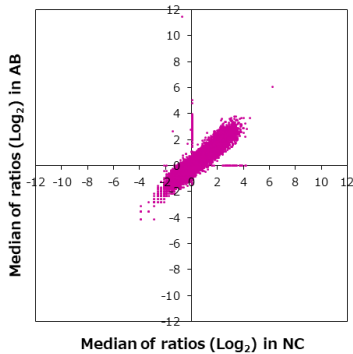
Supplier Agilent	Product code M725929	Lot # 20036175
Host Mouse	Clonality Monoclonal	Isotype IgG1, kappa
Applications <input type="checkbox"/> WB <input type="checkbox"/> SW <input type="checkbox"/> ELISA <input type="checkbox"/> FCM <input type="checkbox"/> ICC <input type="checkbox"/> IF <input checked="" type="checkbox"/> IHC <input type="checkbox"/> IP <input type="checkbox"/> B/N		
Note		

タンパク質マイクロアレイ (18K)

■ 測定値 (Raw データ) 分布

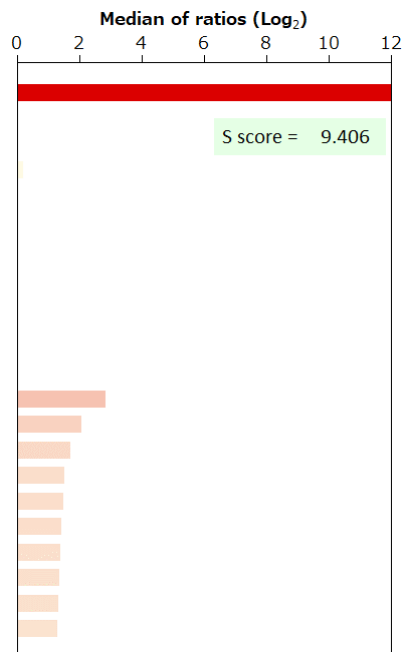


■ 補正值分布



■ 特異性検証

Rank	Gene	Protein	Score
On target			
1	IRF4	NP_002451.2	12.243
Off target			
-	IRF7	NP_004022.2	0.206
-	IRF1	NP_002189.1	0.030
-	IRF6	NP_001193625.1 (V179I)	-0.094
-	IRF3	NP_001184051.1	-0.236
-	IRF9	NP_006075.3	-0.389
-	IRF5	NP_116032.1	-0.509
-	IRF2	NP_002190.2	-0.608
-	IRF8	NP_002154.1	-0.637
-	IRF8	NP_002154.1 (K88R)	-0.879
2	TRIM50	NP_835226.2	2.837
3	TSPYL6	NP_001003937.2	2.061
4	GPAA1	O43292-2	1.706
5	OR2H1	NP_112145.1	1.513
6	OGT	NP_858058.1	1.496
7	SYT9	NP_783860.1	1.443
8	LEMD2	NP_851853.1	1.398
9	YBEY	NP_001006114.1	1.376
10	LOC730183	NP_001243861.1	1.327
11	ARSG	NP_055775.2	1.293

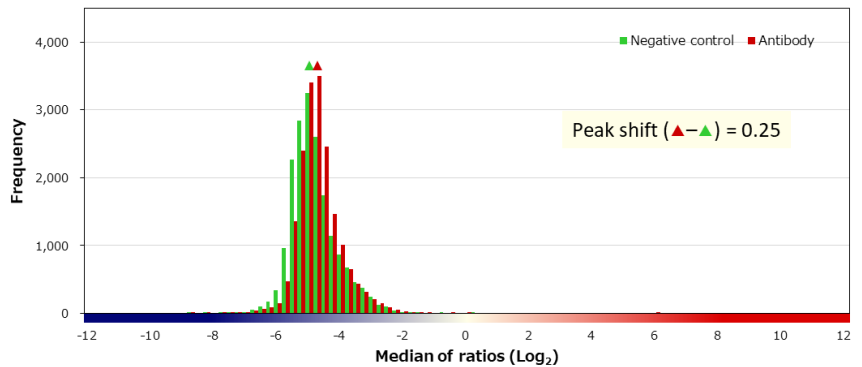
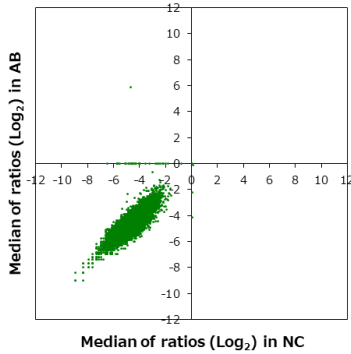


BSA	-	HA peptide	-	6xHis peptide	-	FLAG peptide	-
-----	---	------------	---	---------------	---	--------------	---

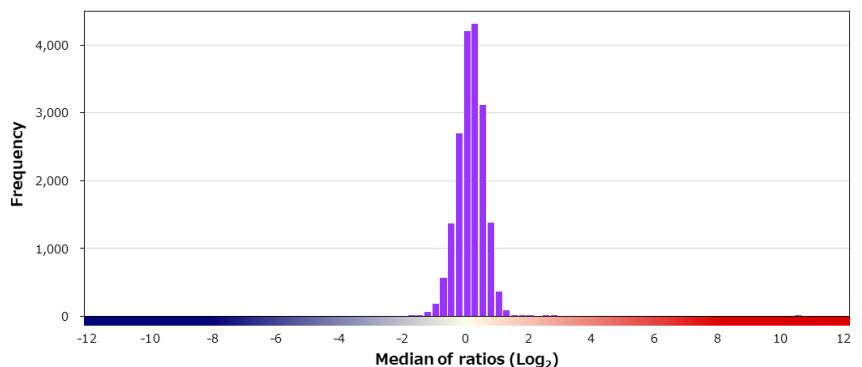
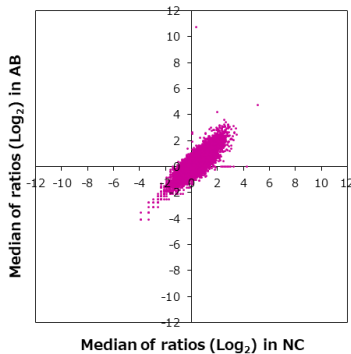
Supplier	Roche		Product code	760-6082		Lot #	V0001932		
Host	Rabbit		Clonality	Monoclonal		Isotype	IgG		
Applications	<input type="checkbox"/> WB	<input type="checkbox"/> SW	<input type="checkbox"/> ELISA	<input type="checkbox"/> FCM	<input type="checkbox"/> ICC	<input type="checkbox"/> IF	<input checked="" type="checkbox"/> IHC	<input type="checkbox"/> IP	<input type="checkbox"/> B/N
Note									

タンパク質マイクロアレイ (18K)

測定値 (Raw データ) 分布

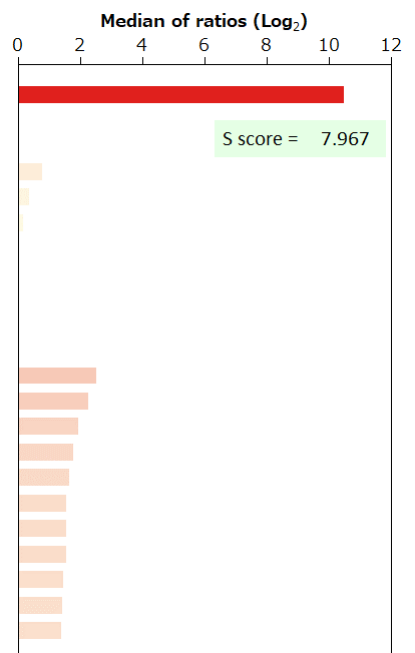


補正值分布



特異性検証

Rank	Gene	Protein	Score
On target			
1	IRF4	NP_002451.2	10.478
Off target			
-	IRF3	NP_001184051.1	0.793
-	IRF1	NP_002189.1	0.356
-	IRF9	NP_006075.3	0.189
-	IRF2	NP_002190.2	-0.083
-	IRF8	NP_002154.1 (K88R)	-0.179
-	IRF5	NP_116032.1	-0.259
-	IRF6	NP_001193625.1 (V179I)	-0.303
-	IRF7	NP_004022.2	-1.231
2	BLOC1S5	NP_958437.1	2.511
3	RNF103	NP_005658.1	2.268
4	MBD6	NP_443129.3	1.935
5	HGS	NP_004703.1	1.774
6	ZNF251	NP_612376.1	1.652
7	TNFRSF18	NP_004186.1	1.566
8	P4HB	NP_000909.2	1.553
9	TREX1	NP_057465.1	1.544
10	ENDOG	NP_004426.2 (S12L)	1.474
11	PRSS57	NP_999875.1	1.419
12	BVES	NP_009004.2	1.403

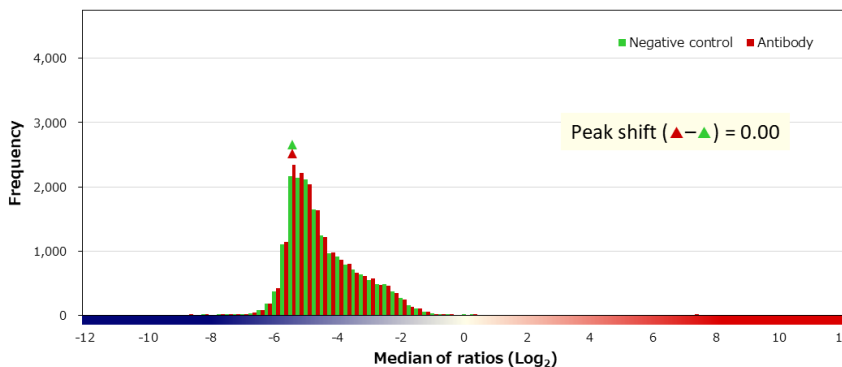
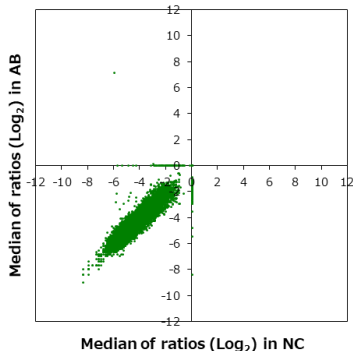


BSA	-	HA peptide	-	6xHis peptide	-	FLAG peptide	-	GST	-	MBP	-	Hemocyanin -KLH	-
-----	---	------------	---	---------------	---	--------------	---	-----	---	-----	---	-----------------	---

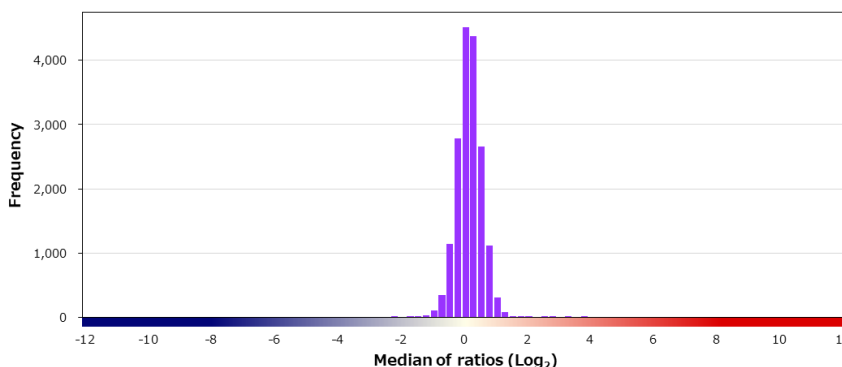
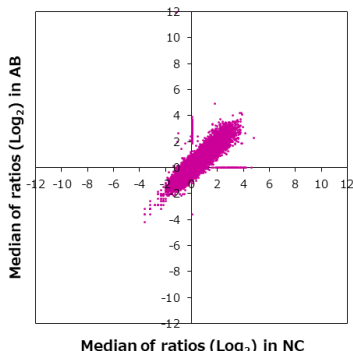
Supplier Spring Biosciences		Product code M6300	Lot # 160602B
Host Rabbit	Clonality Monoclonal	Isotype IgG	Clone SP330
Applications <input checked="" type="checkbox"/> WB <input type="checkbox"/> SW <input type="checkbox"/> ELISA <input checked="" type="checkbox"/> FCM <input type="checkbox"/> ICC <input type="checkbox"/> IF <input type="checkbox"/> IHC <input type="checkbox"/> IP <input type="checkbox"/> B/N			
Note			

タンパク質マイクロアレイ (18K)

測定値 (Raw データ) 分布

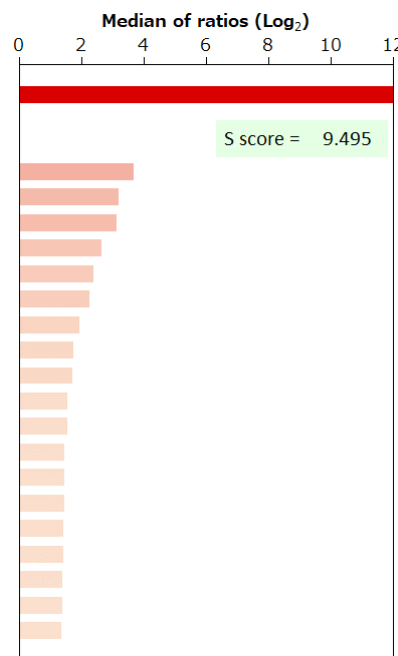


補正值分布



特異性検証

Rank	Gene	Protein	Score
On target			
1	ITGAM	BAG54538.1	13.188
Off target			
2	CTNNB1	NP_001895.1	3.693
3	MKRN9P	Q6NVV0	3.186
4	TMEM126A	NP_115649.1	3.125
5	EREG	NP_001423.1	2.665
6	PHAX	NP_115553.2	2.387
7	MKRN1	NP_038474.2	2.265
8	GRIK4	NP_055434.2	1.954
9	KCNH5	NP_647479.2 (A745T)	1.746
10	DNAJB1	NP_006136.1	1.707
11	TIA1	NP_071505.2	1.558
12	NUP153	NP_005115.2 (D90N/V381F)	1.551
13	GNA11	NP_002058.2:p.R183C	1.466
14	GINS4	NP_115712.1	1.454
15	STAT5A	NP_001275648.1	1.450
16	RALBP1	NP_006779.1	1.424
17	DSG1	Q02413-2	1.424
18	TYSND1	NP_775826.2 (T65A)	1.406
19	STX18	NP_058626.1	1.391
20	YAE1D1	NP_064577.1	1.377

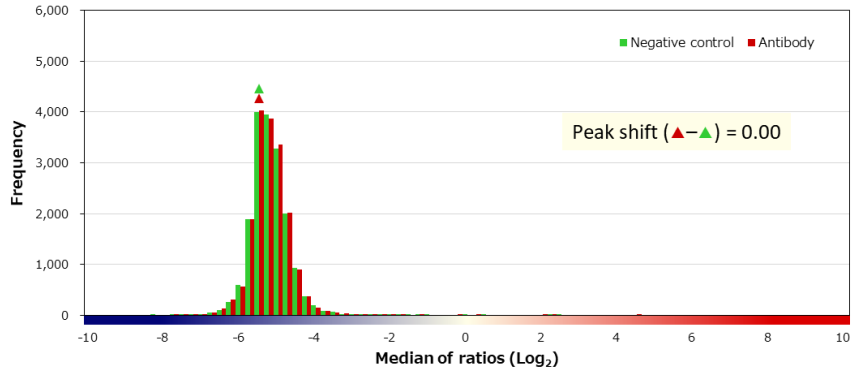
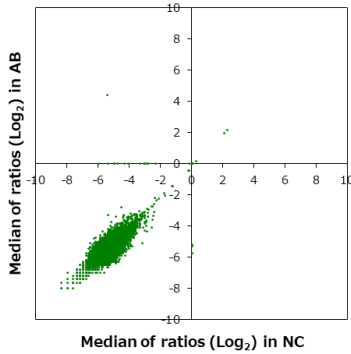


BSA	-	HA peptide	-	6xHis peptide	-	FLAG peptide	-
-----	---	------------	---	---------------	---	--------------	---

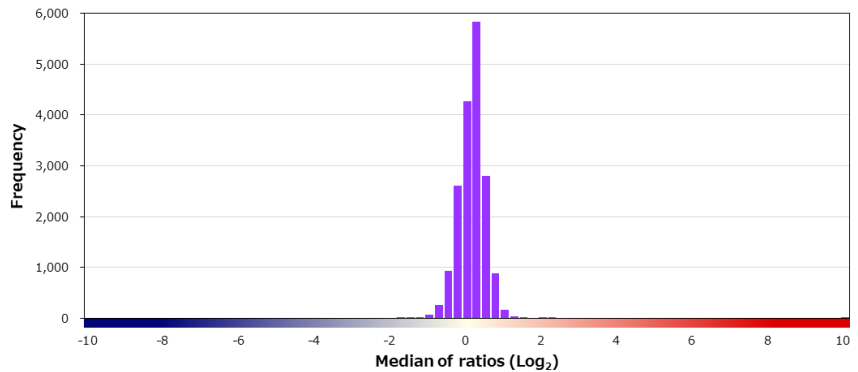
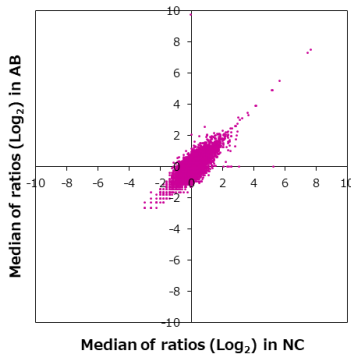
Supplier Leica	Product code NCL-L-CD11C-563	Lot # 6073844
Host Mouse	Clonality Monoclonal	Isotype IgG2a
Applications <input type="checkbox"/> WB <input type="checkbox"/> SW <input type="checkbox"/> ELISA <input type="checkbox"/> FCM <input type="checkbox"/> ICC <input type="checkbox"/> IF <input checked="" type="checkbox"/> IHC <input type="checkbox"/> IP <input type="checkbox"/> B/N		
Note		

タンパク質マイクロアレイ (18K)

測定値 (Raw データ) 分布

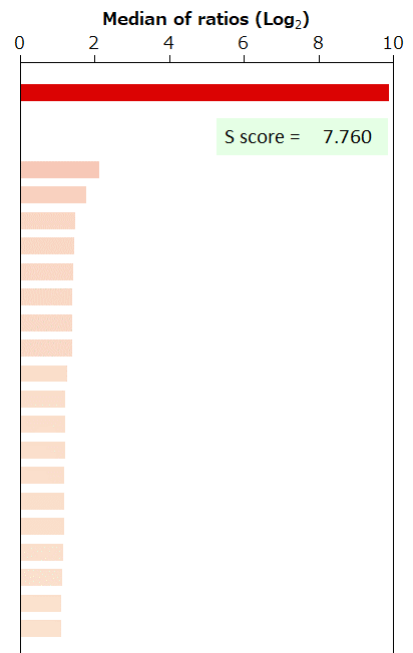


補正值分布



特異性検証

Rank	Gene	Protein	Score
On target			
1	ITGAX	NP_001273304.1 (E547K)	9.878
Off target			
2	BLM	NP_000048.1 (V1321I)	2.118
3	CREBRF	NP_001161865.1	1.776
4	FABP3	NP_004093.1	1.485
5	INO80E	NP_775889.1	1.472
6	HBP1	NP_036389.2	1.443
7	EPN1	NP_001123544.1	1.404
8	BAG2	NP_004273.1	1.401
9	GRAMD1B	NP_001273492.1	1.398
10	USP15	NP_001239008.1	1.272
11	PALB2	NP_078951.2	1.225
12	TP53	NP_001263625.1:p.H154Y	1.225
13	FLT3	NP_004110.2	1.209
14	MMP19	NP_002420.1	1.204
15	PRPF3	NP_004689.1	1.195
16	ZNRF4	NP_859061.3	1.187
17	EPAS1	NP_001421.2	1.163
18	CCNE1	NP_001229.1	1.128
19	ZNF786	Q8N393-2	1.104
20	ASB3	NP_057199.1	1.102



BSA	-	HA peptide	-	6xHis peptide	-	FLAG peptide	-	GST	-	MBP	-	Hemocyanin -KLH	-
-----	---	------------	---	---------------	---	--------------	---	-----	---	-----	---	-----------------	---

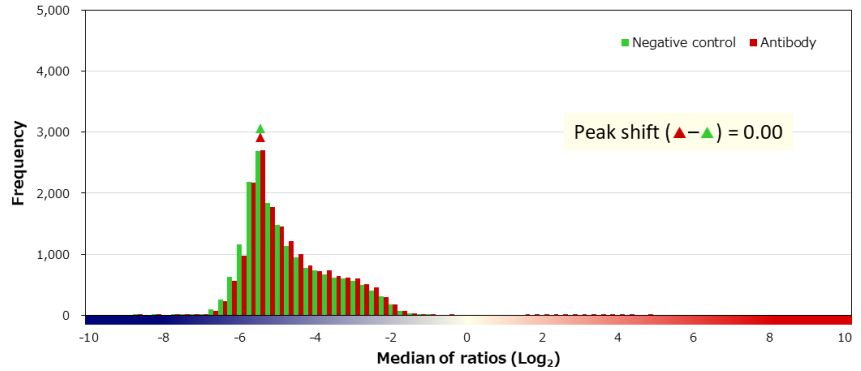
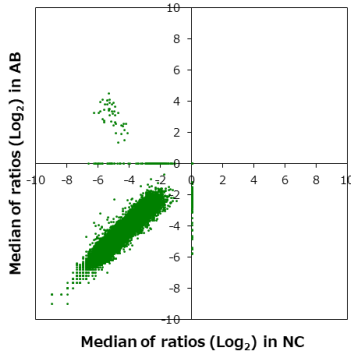
KIT (CD117)

KIT proto-oncogene receptor tyrosine kinase

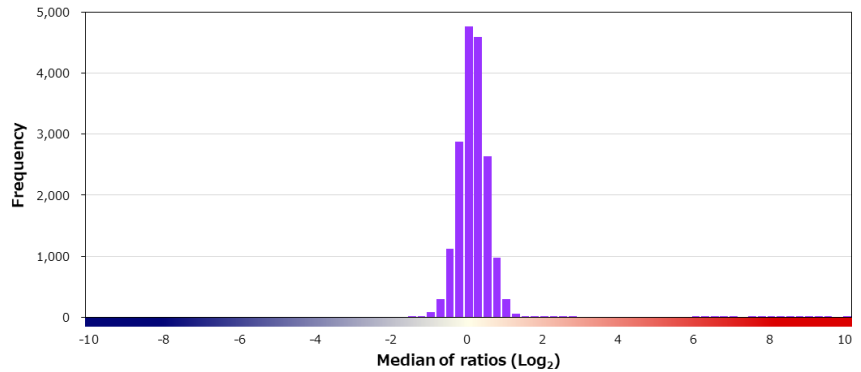
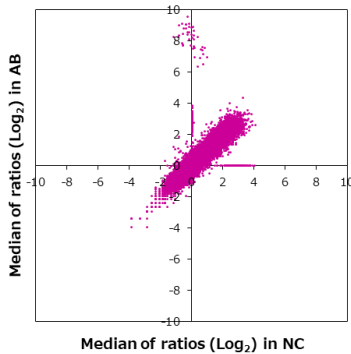
Supplier Biocare Medical		Product code ACR296AK		Lot # 72717	
Host Rabbit		Clonality Monoclonal		Isotype IgG	
Applications <input type="checkbox"/> WB <input type="checkbox"/> SW <input type="checkbox"/> ELISA <input type="checkbox"/> FCM <input type="checkbox"/> ICC <input type="checkbox"/> IF <input checked="" type="checkbox"/> IHC <input type="checkbox"/> IP <input type="checkbox"/> B/N		Note			

タンパク質マイクロアレイ (18K)

測定値 (Raw データ) 分布

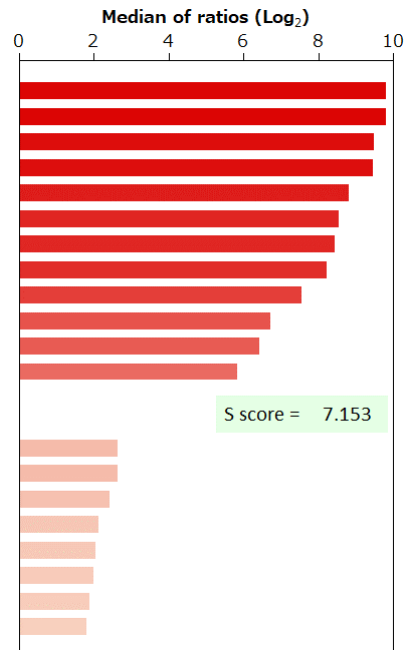


補正值分布



特異性検証

Rank	Gene	Protein	Score
On target			
1	KIT	NP_000213.1:p.D820V	9.806
2	KIT	NP_001087241.1	9.805
3	KIT	NP_001087241.1:p.K619M	9.484
4	KIT	NP_000213.1	9.446
5	KIT	NP_000213.1:p.K623M	8.803
6	KIT	NP_001087241.1:p.K638E	8.532
7	KIT	NP_000213.1:p.D419del	8.436
8	KIT	NP_000213.1:p.K642E	8.219
9	KIT	NP_001087241.1:p.V650A	7.544
10	KIT	NP_001087241.1:p.V555D	6.727
11	KIT	NP_001087241.1:p.L572P	6.416
12	KIT	NP_001087241.1:p.Y819D	5.825
Off target			
13	ZBP1	NP_001153890.1 (Q183R)	2.653
14	LINC01588	A1A4T8-2	2.646
15	CD200R1	NP_740750.1 (K89R/T121P/H177Q/E312Q)	2.416
16	TGM1	NP_000350.1	2.139
17	ASB6	NP_060343.1	2.062
18	LDHB	NP_002291.1	1.990
19	CNPY4	NP_689968.1	1.885
20	OPRK1	NP_000903.2	1.815

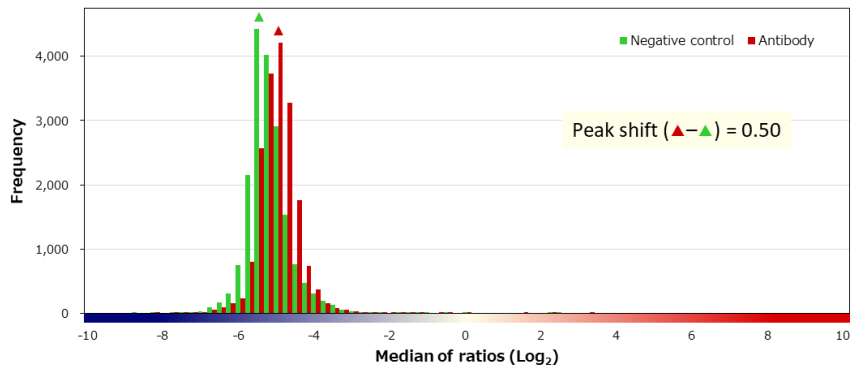
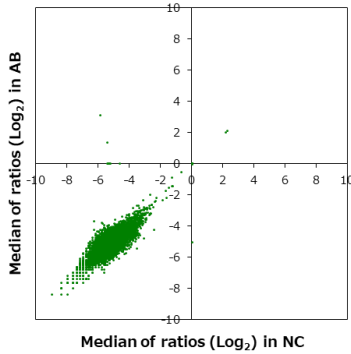


BSA	-	HA peptide	-	6xHis peptide	-	FLAG peptide	-
-----	---	------------	---	---------------	---	--------------	---

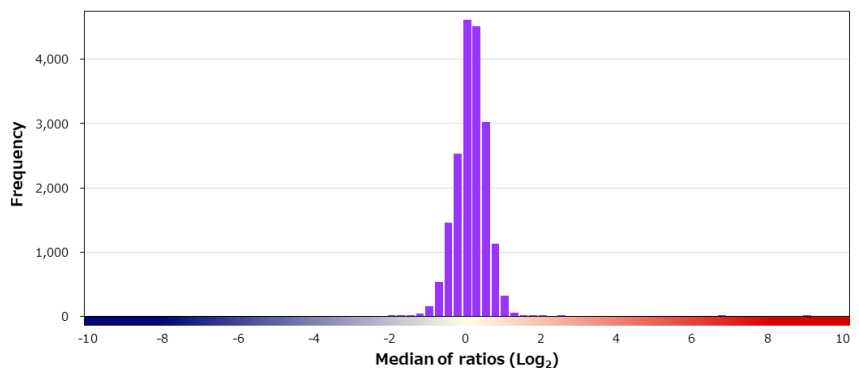
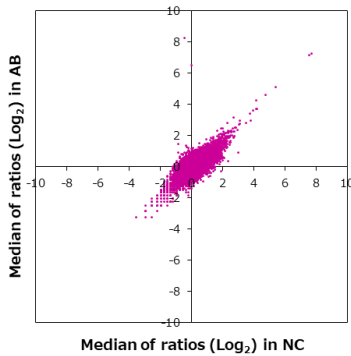
Supplier	Product code		Lot #
Leica	NCL-L-PSA-431		6072920
Host	Clonality	Isotype	Clone
Mouse	Monoclonal	IgG1	35H9
Applications			
<input type="checkbox"/> WB	<input type="checkbox"/> SW	<input type="checkbox"/> ELISA	<input type="checkbox"/> FCM
<input type="checkbox"/> ICC	<input type="checkbox"/> IF	<input checked="" type="checkbox"/> IHC	<input type="checkbox"/> IP
<input type="checkbox"/> B/N			
Note			

タンパク質マイクロアレイ (18K)

■ 測定値 (Raw データ) 分布

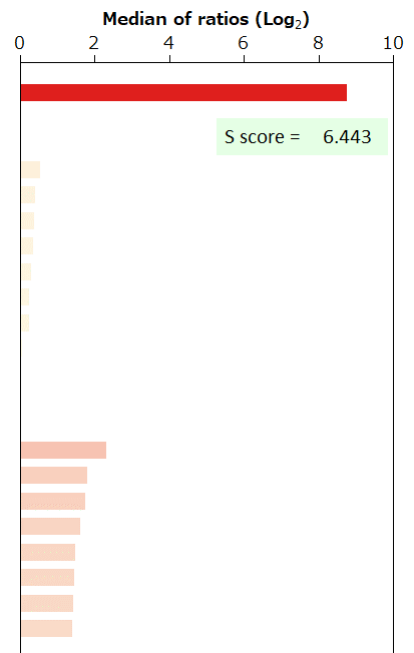


■ 補正值分布



■ 特異性検証

Rank	Gene	Protein	Score
On target			
1	KLK3	NP_001639.1	8.760
Off target			
-	KLK5	NP_036559.1	0.544
-	KLK6	NP_002765.1	0.420
-	KLK10	NP_002767.2 (S50A/L149P)	0.383
-	KLK7	NP_005037.1	0.353
-	KLK15	NP_059979.2	0.312
-	KLK13	NP_056411.1	0.265
-	KLK2	NP_005542.1	0.248
-	KLK14	NP_071329.2	0.059
-	KLK1	NP_002248.1 (E145Q)	-0.080
-	KLK4	NP_004908.4	-0.118
-	KLK11	NP_006844.1	-0.118
2	METTL22	Q9BUU2-2	2.317
3	RSL1D1	O76021-2	1.805
4	FAM32A	NP_054796.1	1.751
5	PROCA1	NP_001291881.1	1.611
6	DDX47	NP_057439.2	1.487
7	H1FOO	NP_001295191.1	1.451
8	SCML1	NP_006737.2	1.435
9	NUPR1	NP_001035948.1	1.394

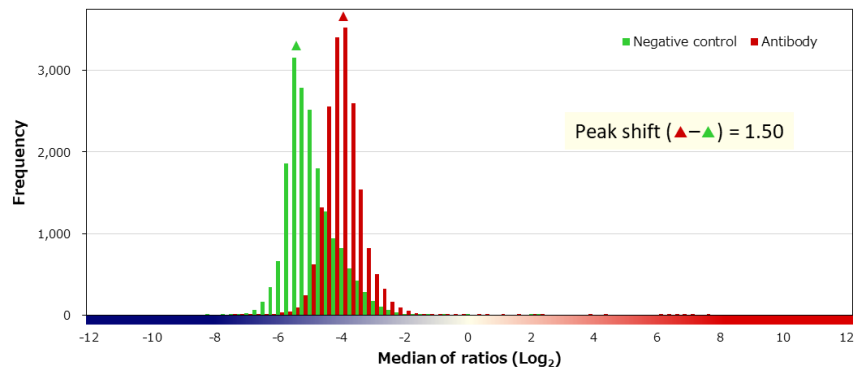
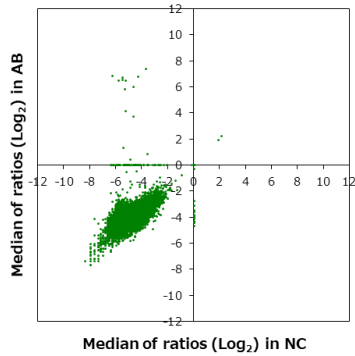


BSA	-	HA peptide	-	6xHis peptide	-	FLAG peptide	-	GST	-	MBP	-	Hemocyanin -KLH	-
-----	---	------------	---	---------------	---	--------------	---	-----	---	-----	---	-----------------	---

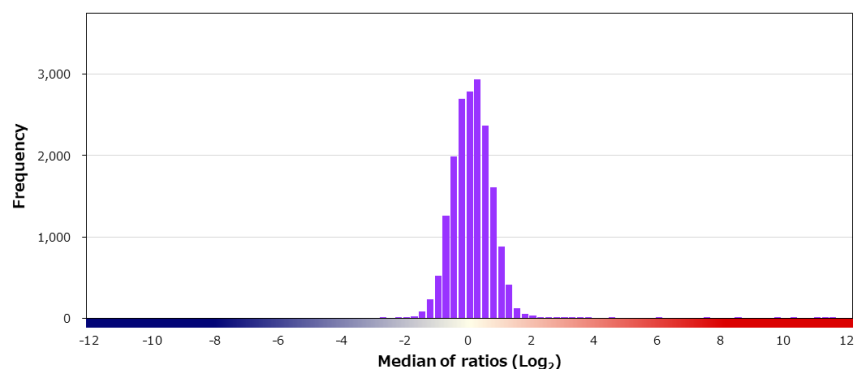
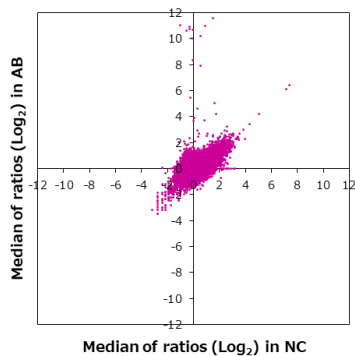
Supplier	Product code		Lot #
Leica	NCL-L-AE1/AE3-601		6074857
Host	Clonality	Isotype	Clone
Mouse	Monoclonal	IgG1	AE1; AE3
Applications			
<input type="checkbox"/> WB	<input type="checkbox"/> SW	<input type="checkbox"/> ELISA	<input type="checkbox"/> FCM
<input type="checkbox"/> ICC	<input type="checkbox"/> IF	<input checked="" type="checkbox"/> IHC	<input type="checkbox"/> IP
<input type="checkbox"/> B/N			
Note			

タンパク質マイクロアレイ (18K)

測定値 (Raw データ) 分布

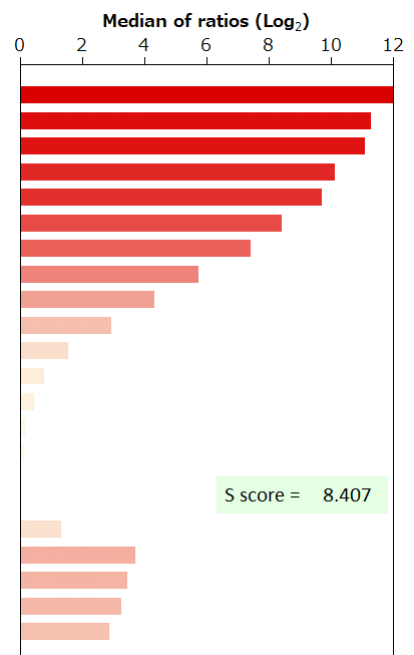


補正值分布



特異性検証

Rank	Gene	Protein	Score
On target			
1	KRT19	NP_002267.2 (A60G)	12.106
2	KRT7	NP_005547.3 (H186R/G364A)	11.269
3	KRT8	NP_002264.1	11.083
4	KRT16	NP_005548.2	10.105
5	KRT15	NP_002266.2 (K416R)	9.710
6	KRT4	P19013	8.423
7	KRT14	NP_000517.2	7.405
8	KRT72	NP_001139698.1 (N171D/Y264C/R386L)	5.755
9	KRT79	NP_787028.1 (L81S/F195L)	4.339
13	KRT3	NP_476429.2	2.932
-	KRT1	NP_006112.3	1.546
-	KRT12	NP_000214.1	0.785
-	KRT10	NP_000412.3 (H487Y)	0.457
-	KRT20	NP_061883.1 (S129N)	0.171
-	KRT17	NP_000413.1	0.129
Off target			
-	KRT222	NP_689562.1	1.323
10	SMNDC1	NP_005862.1	3.699
11	SP110	NP_536349.2	3.456
12	REEP2	NP_001258732.1	3.249
14	H1FOO	NP_001295191.1	2.871

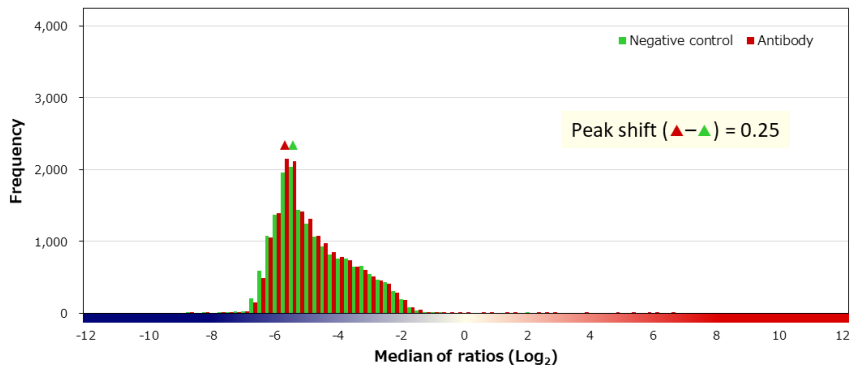
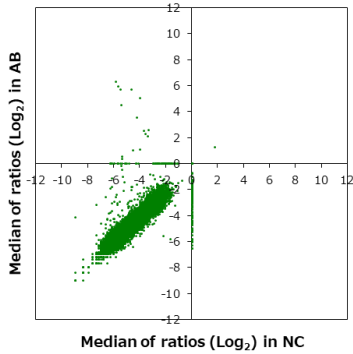


BSA	-	HA peptide	-	6xHis peptide	-	FLAG peptide	-	GST	-	MBP	-	Hemocyanin -KLH	-
-----	---	------------	---	---------------	---	--------------	---	-----	---	-----	---	-----------------	---

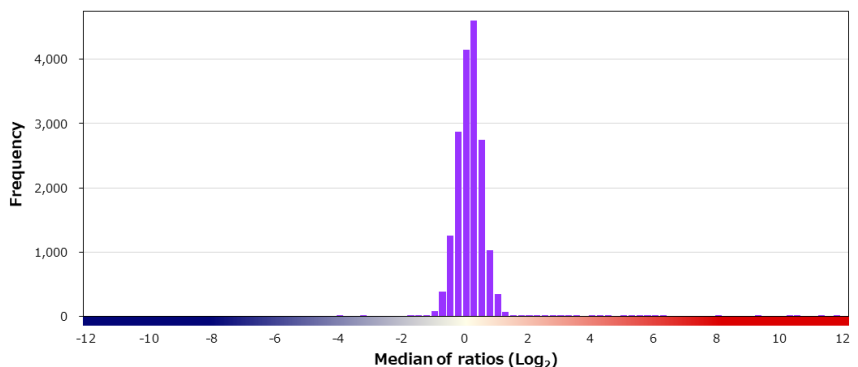
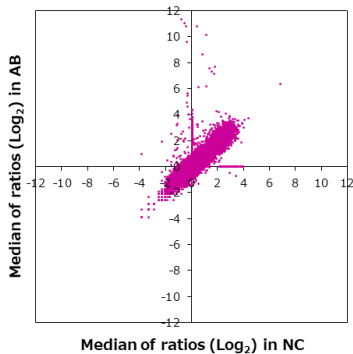
Supplier	Product code		Lot #
Dako	IR053		10115281
Host	Clonality	Isotype	Clone
Mouse	Monoclonal	IgG1, kappa	AE1; AE3
Applications			
<input type="checkbox"/> WB	<input type="checkbox"/> SW	<input type="checkbox"/> ELISA	<input type="checkbox"/> FCM
<input type="checkbox"/> ICC	<input type="checkbox"/> IF	<input checked="" type="checkbox"/> IHC	<input type="checkbox"/> IP
<input type="checkbox"/> B/N			
Note			
カクテル抗体			

タンパク質マイクロアレイ (18K)

■ 測定値 (Raw データ) 分布

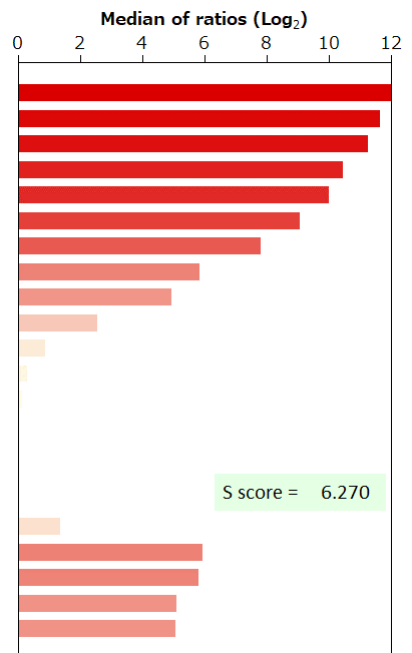


■ 補正值分布



■ 特異性検証

Rank	Gene	Protein	Score
On target			
1	KRT19	NP_002267.2 (A60G)	12.190
2	KRT7	NP_005547.3 (H186R/G364A)	11.626
3	KRT75	NP_004684.2	11.236
4	KRT8	NP_002264.1	10.442
5	KRT15	NP_002266.2 (K416R)	10.004
6	KRT16	NP_005548.2	9.046
7	KRT6B	NP_005546.2	7.815
9	KRT5	NP_000415.2 (S528G/G543S)	5.848
13	KRT72	NP_001139698.1 (N171D/Y264C/R386L)	4.952
-	KRT18	NP_000215.1	2.549
-	KRT14	NP_000517.2	0.893
-	KRT17	NP_000413.1	0.317
-	KRT10	NP_000412.3 (H487Y)	0.140
-	KRT20	NP_061883.1 (S129N)	-0.090
-	KRT1	NP_006112.3	-0.293
Off target			
-	KRT222	NP_689562.1	1.350
8	OTX1	NP_055377.1	5.920
10	EIF1AX/LOC107984923	NP_001403.1/XP_016855198.1	5.807
11	HMGCS1	NP_002121.4	5.112
12	RFC5	NP_853556.2 (H257R)	5.061

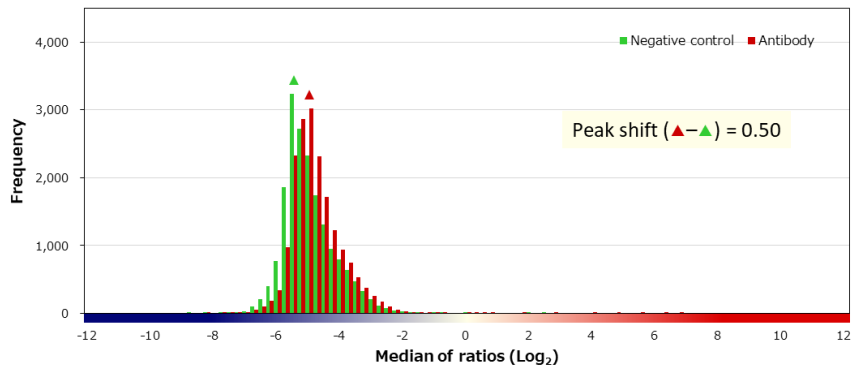
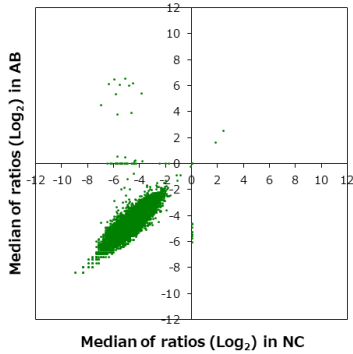


BSA	-	HA peptide	-	6xHis peptide	-	FLAG peptide	-
-----	---	------------	---	---------------	---	--------------	---

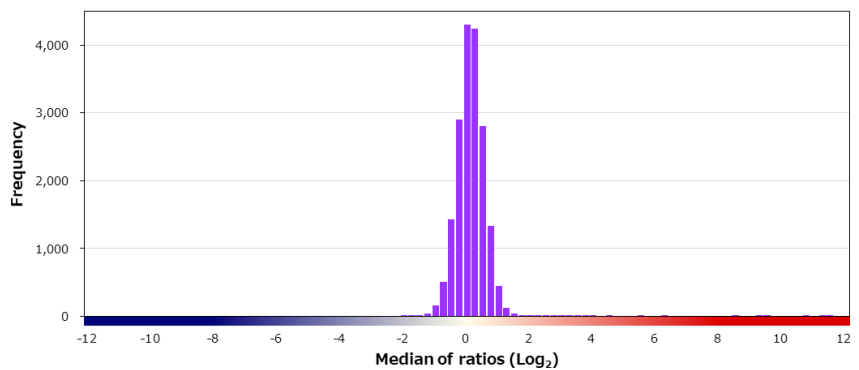
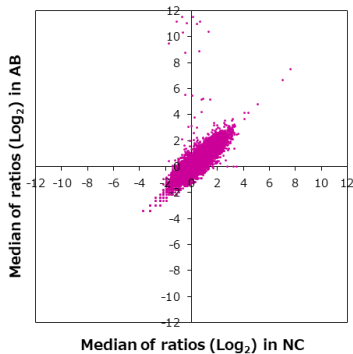
Supplier ニチレイバイオサイエンス		Product code 412811	Lot # H1607
Host Mouse	Clonality Monoclonal	Isotype IgG1, kappa	Clone AE1; AE3
Applications <input type="checkbox"/> WB <input type="checkbox"/> SW <input type="checkbox"/> ELISA <input type="checkbox"/> FCM <input type="checkbox"/> ICC <input type="checkbox"/> IF <input checked="" type="checkbox"/> IHC <input type="checkbox"/> IP <input type="checkbox"/> B/N			
Note カクテル抗体			

タンパク質マイクロアレイ (18K)

測定値 (Raw データ) 分布

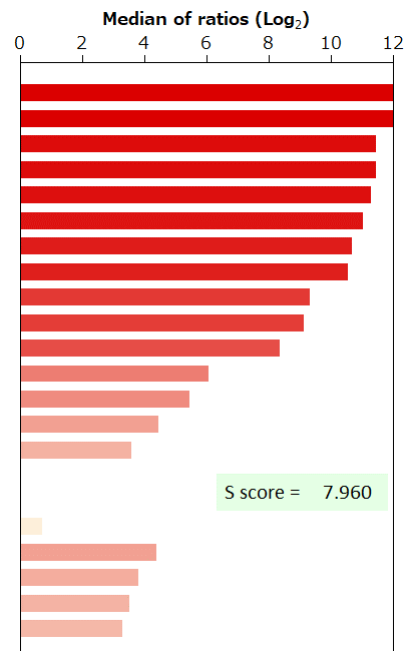


補正值分布



特異性検証

Rank	Gene	Protein	Score
On target			
1	KRT6C	NP_775109.2 (R182Q)	12.352
2	KRT7	NP_005547.3 (H186R/G364A)	12.298
3	KRT5	NP_000415.2 (S528G/G543S)	11.448
4	KRT8	NP_002264.1	11.432
5	KRT19	NP_002267.2 (A60G)	11.289
6	KRT6B	NP_005546.2	11.020
7	KRT6A	NP_005545.1	10.666
8	KRT75	NP_004684.2	10.531
9	KRT4	P19013	9.302
10	KRT16	NP_005548.2	9.134
11	KRT15	NP_002266.2 (K416R)	8.347
12	KRT72	NP_001139698.1 (N171D/Y264C/R386L)	6.079
13	KRT14	NP_000517.2	5.449
14	KRT79	NP_787028.1 (L81S/F195L)	4.449
17	KRT3	NP_476429.2	3.601
Off target			
-	KRT222	NP_689562.1	0.707
15	SP110	NP_536349.2	4.392
16	SCRN1	NP_001138986.1	3.809
18	SMNDC1	NP_005862.1	3.521
19	HSP90AB1	NP_031381.2	3.300

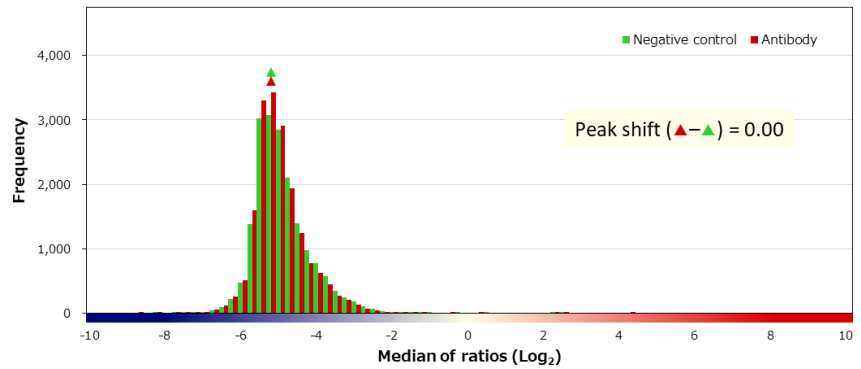
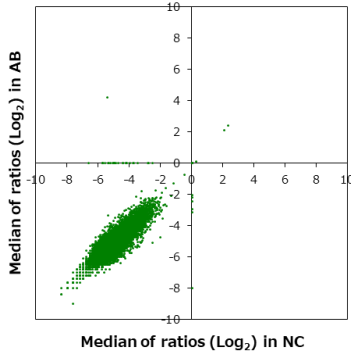


BSA	-	HA peptide	-	6xHis peptide	-	FLAG peptide	-	GST	-	MBP	-	Hemocyanin -KLH	-
-----	---	------------	---	---------------	---	--------------	---	-----	---	-----	---	-----------------	---

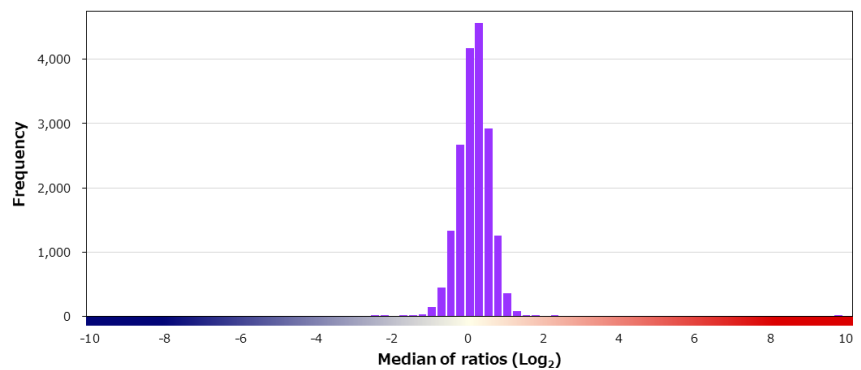
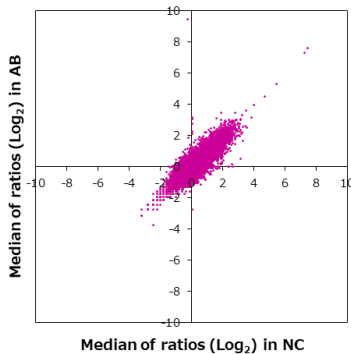
Supplier Leica	Product code NCL-L-CK5	Lot # 6073596
Host Mouse	Clonality Monoclonal	Isotype IgG1, kappa
Applications <input type="checkbox"/> WB <input type="checkbox"/> SW <input type="checkbox"/> ELISA <input type="checkbox"/> FCM <input type="checkbox"/> ICC <input type="checkbox"/> IF <input checked="" type="checkbox"/> IHC <input type="checkbox"/> IP <input type="checkbox"/> B/N		
Note		

タンパク質マイクロアレイ (18K)

測定値 (Raw データ) 分布

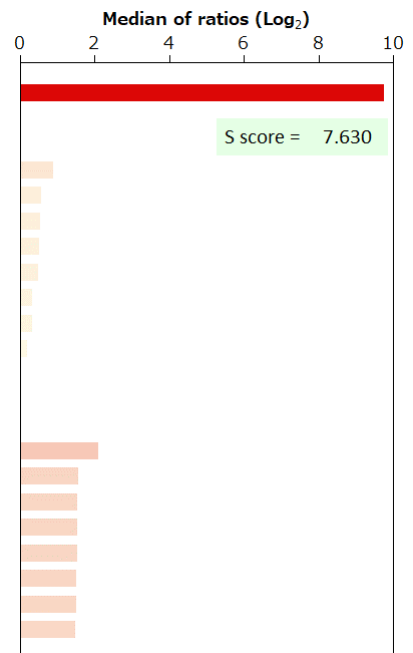


補正值分布



特異性検証

Rank	Gene	Protein	Score
On target			
1	KRT5	NP_000415.2 (S528G/G543S)	9.740
Off target			
-	KRT6B	NP_005546.2	0.899
-	KRT8	NP_002264.1	0.578
-	KRT18	NP_000215.1	0.554
-	KRT6C	NP_775109.2 (R182Q)	0.513
-	KRT10	NP_000412.3 (H487Y)	0.495
-	KRT7	NP_005547.3 (H186R/G364A)	0.343
-	KRT1	NP_006112.3	0.334
-	KRT14	NP_000517.2	0.191
-	KRT19	NP_002267.2 (A60G)	-0.027
-	KRT20	NP_061883.1 (S129N)	-0.122
-	KRT17	NP_000413.1	-0.242
2	TP53	NP_001119590.1:p.C137Y	2.110
3	KIF20B	Q96Q89-5 (K341E)	1.556
4	TMEM167B	NP_064526.1	1.546
5	PMM1	NP_002667.2	1.533
6	GPR32P1	Q8NGA4	1.529
7	MBD5	NP_060798.2	1.516
8	IL4R	NP_001244336.1	1.511
9	MYL6	NP_524147.2	1.482

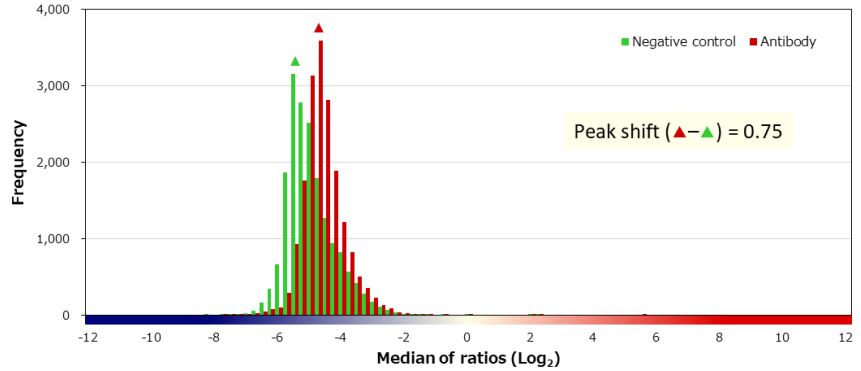
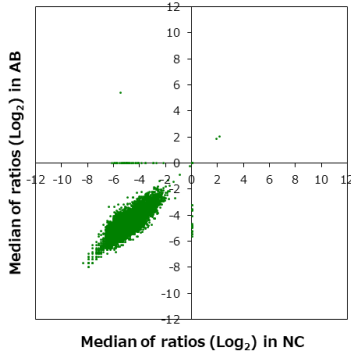


BSA	-	HA peptide	-	6xHis peptide	-	FLAG peptide	-	GST	-	MBP	-	Hemocyanin -KLH	-
-----	---	------------	---	---------------	---	--------------	---	-----	---	-----	---	-----------------	---

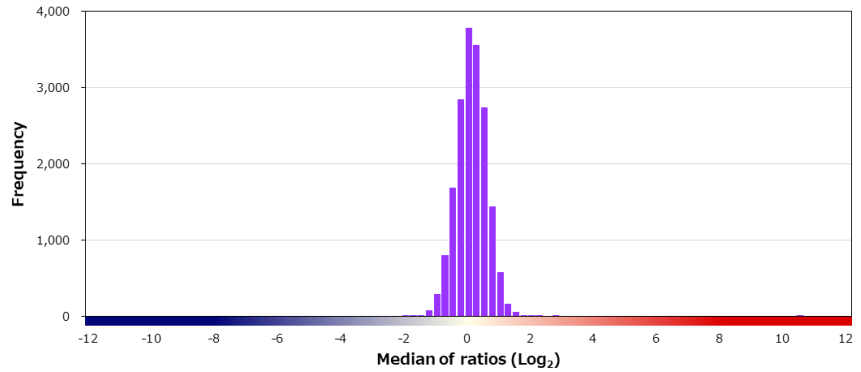
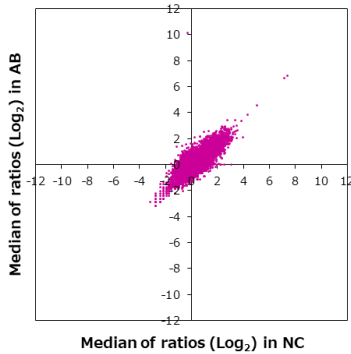
Supplier	Product code		Lot #
Leica	NCL-L-CK5/6/8/18		6073745
Host	Clonality	Isotype	Clone
Mouse	Monoclonal	IgG1	5D3; LP34
Applications			
<input type="checkbox"/> WB	<input type="checkbox"/> SW	<input type="checkbox"/> ELISA	<input type="checkbox"/> FCM
<input type="checkbox"/> ICC	<input type="checkbox"/> IF	<input checked="" type="checkbox"/> IHC	<input type="checkbox"/> IP
<input type="checkbox"/> B/N			
Note			
カクテル抗体			

タンパク質マイクロアレイ (18K)

測定値 (Raw データ) 分布

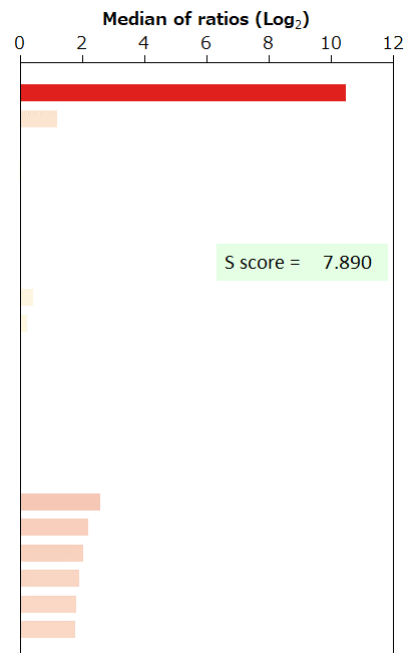


補正值分布



特異性検証

Rank	Gene	Protein	Score
On target			
1	KRT8	NP_002264.1	10.490
-	KRT18	NP_000215.1	1.199
-	KRT5	NP_000415.2 (S528G/G543S)	0.032
-	KRT6B	NP_005546.2	0.028
-	KRT6A	NP_005545.1	N/A
-	KRT6C	NP_775109.2 (R182Q)	-0.162
Off target			
-	KRT10	NP_000412.3 (H487Y)	0.433
-	KRT4	P19013	0.242
-	KRT19	NP_002267.2 (A60G)	0.054
-	KRT1	NP_006112.3	0.013
-	KRT20	NP_061883.1 (S129N)	-0.093
-	KRT7	NP_005547.3 (H186R/G364A)	-0.263
-	KRT17	NP_000413.1	-0.778
-	KRT14	NP_000517.2	-0.946
2	REEP2	NP_001258732.1	2.600
3	H1FOO	NP_001295191.1	2.214
4	JSRP1	NP_653217.1	2.044
5	TCEA1	NP_006747.1	1.907
6	TP53	NP_001263626.1:p.V113M	1.815
7	RSL1D1	O76021-2	1.794

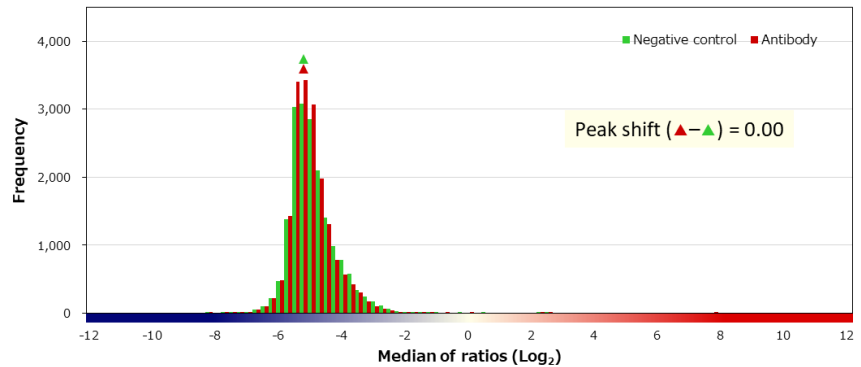
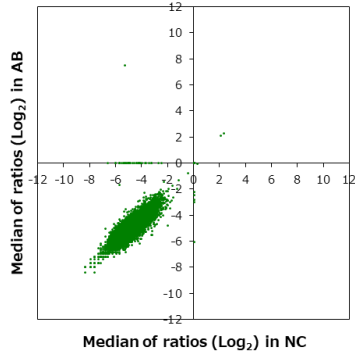


BSA	-	HA peptide	-	6xHis peptide	-	FLAG peptide	-	GST	-	MBP	-	Hemocyanin -KLH	-
-----	---	------------	---	---------------	---	--------------	---	-----	---	-----	---	-----------------	---

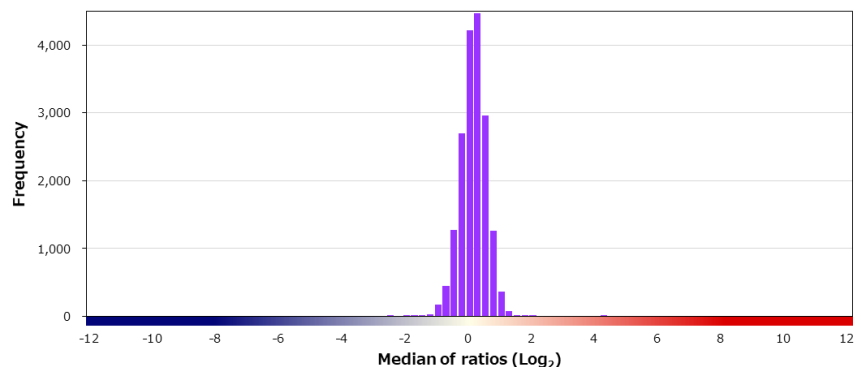
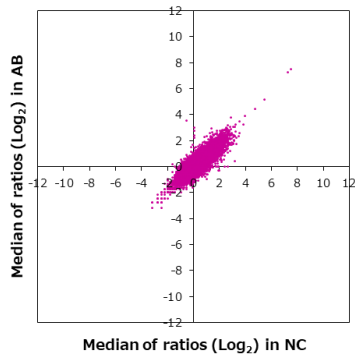
Supplier Leica	Product code NCL-L-CK7-560	Lot # 6073863
Host Mouse	Clonality Monoclonal	Isotype IgG1
Applications <input type="checkbox"/> WB <input type="checkbox"/> SW <input type="checkbox"/> ELISA <input type="checkbox"/> FCM <input type="checkbox"/> ICC <input type="checkbox"/> IF <input checked="" type="checkbox"/> IHC <input type="checkbox"/> IP <input type="checkbox"/> B/N		
Note		

タンパク質マイクロアレイ (18K)

測定値 (Raw データ) 分布

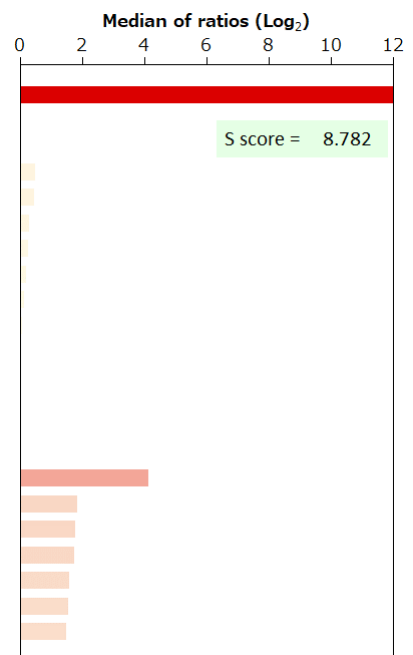


補正值分布



特異性検証

Rank	Gene	Protein	Score
On target			
1	KRT7	NP_005547.3 (H186R/G364A)	12.929
Off target			
-	KRT18	NP_000215.1	0.488
-	KRT14	NP_000517.2	0.474
-	KRT8	NP_002264.1	0.308
-	KRT19	NP_002267.2 (A60G)	0.266
-	KRT6C	NP_775109.2 (R182Q)	0.211
-	KRT6B	NP_005546.2	0.156
-	KRT20	NP_061883.1 (S129N)	0.073
-	KRT1	NP_006112.3	-0.042
-	KRT4	P19013	-0.190
-	KRT10	NP_000412.3 (H487Y)	-0.258
-	KRT17	NP_000413.1	-0.294
-	KRT5	NP_000415.2 (S528G/G543S)	-0.450
2	C5orf58	NP_001096079.1	4.147
3	THBD	NP_000352.1	1.858
4	GPR32P1	Q8NGA4	1.799
5	TP53	NP_001119590.1:p.C137Y	1.755
6	SYNE4	NP_001034965.1	1.590
7	MYL6	NP_524147.2	1.551
8	DLC1	NP_872584.2 (N255D)	1.495

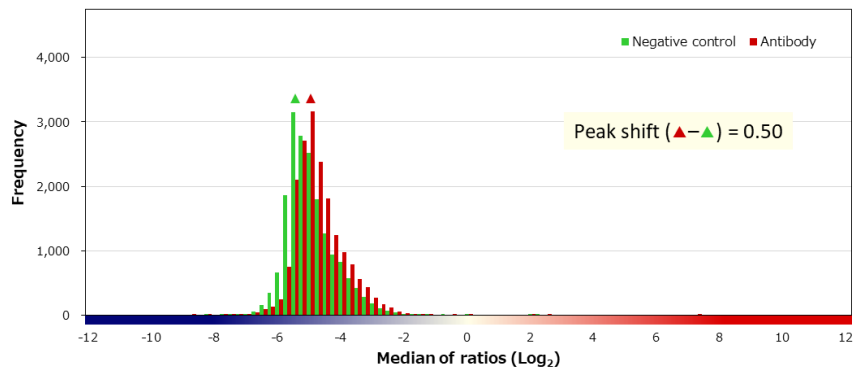
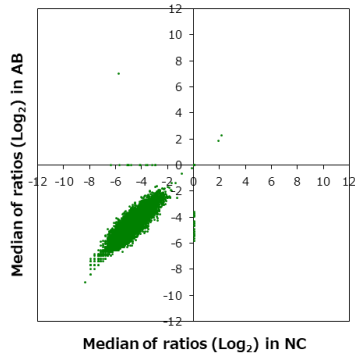


BSA	-	HA peptide	-	6xHis peptide	-	FLAG peptide	-	GST	-	MBP	-	Hemocyanin -KLH	-
-----	---	------------	---	---------------	---	--------------	---	-----	---	-----	---	-----------------	---

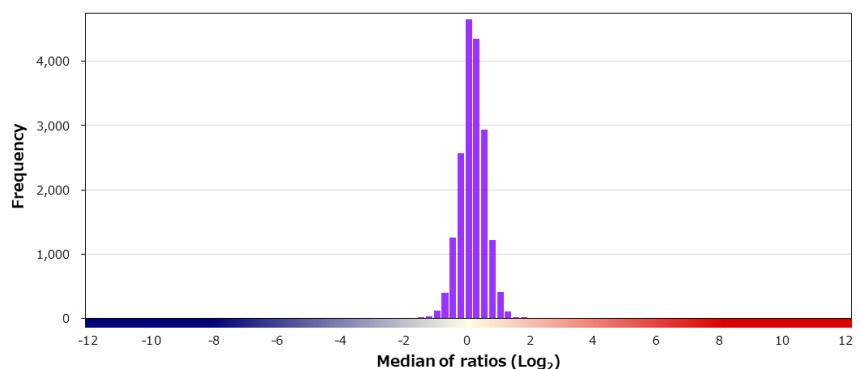
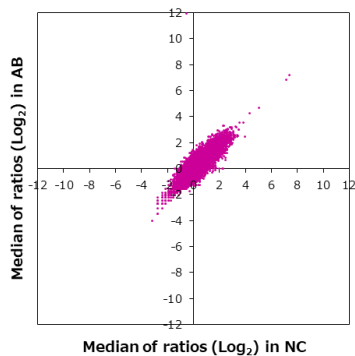
Supplier Leica	Product code NCL-L-CK7-OVTL	Lot # 6070966
Host Mouse	Clonality Monoclonal	Isotype IgG1, kappa
Applications <input type="checkbox"/> WB <input type="checkbox"/> SW <input type="checkbox"/> ELISA <input type="checkbox"/> FCM <input type="checkbox"/> ICC <input type="checkbox"/> IF <input checked="" type="checkbox"/> IHC <input type="checkbox"/> IP <input type="checkbox"/> B/N		
Note		

タンパク質マイクロアレイ (18K)

測定値 (Raw データ) 分布

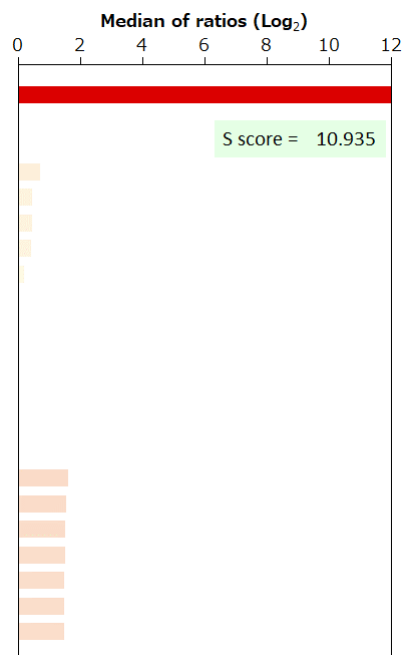


補正值分布



特異性検証

Rank	Gene	Protein	Score
On target			
1	KRT7	NP_005547.3 (H186R/G364A)	12.572
Off target			
-	KRT10	NP_000412.3 (H487Y)	0.712
-	KRT5	NP_000415.2 (S528G/G543S)	0.465
-	KRT18	NP_000215.1	0.455
-	KRT20	NP_061883.1 (S129N)	0.432
-	KRT1	NP_006112.3	0.202
-	KRT19	NP_002267.2 (A60G)	-0.039
-	KRT6B	NP_005546.2	-0.135
-	KRT8	NP_002264.1	-0.182
-	KRT6C	NP_775109.2 (R182Q)	-0.191
-	KRT17	NP_000413.1	-0.246
-	KRT14	NP_000517.2	-0.246
-	KRT6A	NP_005545.1	-0.751
2	CBX4	O00257-3	1.637
3	OR1L6	NP_001004453.2 (Q23K/C150Y/I215T/M223I)	1.574
4	PRRG2	NP_000942.1 (G116C)	1.529
5	KIAA0753	XP_006721675.1	1.525
6	SERAC1	NP_116250.3	1.504
7	FAM83D	NP_112181.2	1.501
8	NEPRO	NP_056227.2 (F357I)	1.497

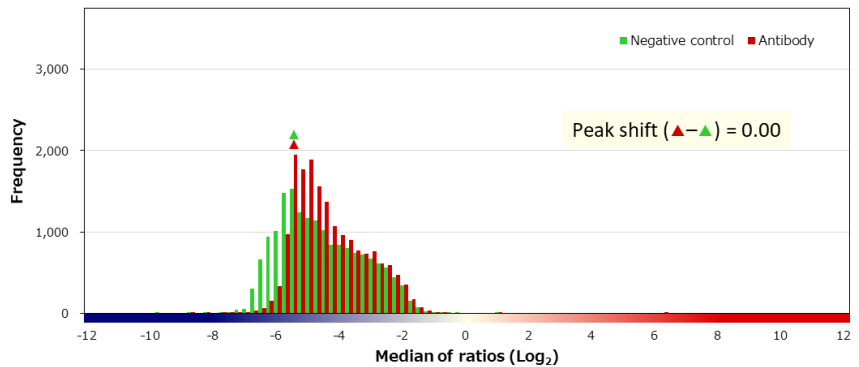
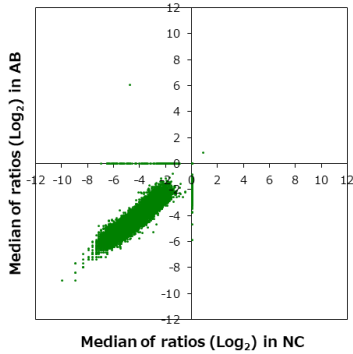


BSA	-	HA peptide	-	6xHis peptide	-	FLAG peptide	-	GST	-	MBP	-	Hemocyanin -KLH	-
-----	---	------------	---	---------------	---	--------------	---	-----	---	-----	---	-----------------	---

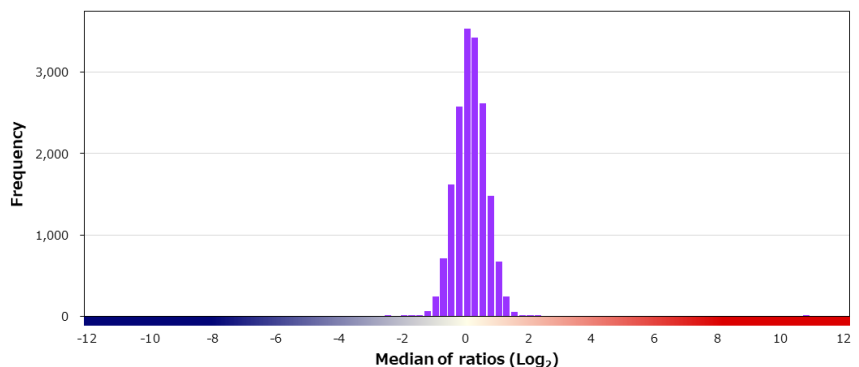
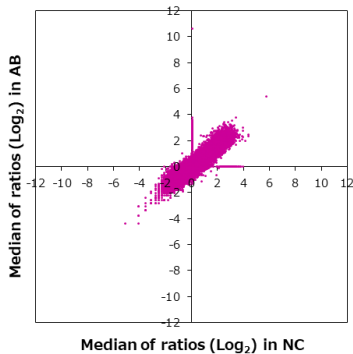
Supplier	Dako		Product code	M7018	Lot #	20020066			
Host	Mouse	Clonality	Monoclonal	Isotype	IgG1, kappa	Clone	OV-TL 12/30		
Applications	<input checked="" type="checkbox"/> WB	<input type="checkbox"/> SW	<input type="checkbox"/> ELISA	<input type="checkbox"/> FCM	<input type="checkbox"/> ICC	<input type="checkbox"/> IF	<input checked="" type="checkbox"/> IHC	<input type="checkbox"/> IP	<input type="checkbox"/> B/N
Note									

タンパク質マイクロアレイ (18K)

■ 測定値 (Raw データ) 分布

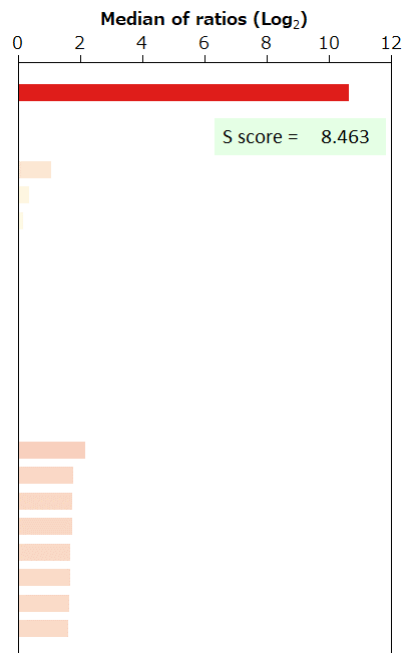


■ 補正值分布



■ 特異性検証

Rank	Gene	Protein	Score
On target			
1	KRT7	NP_005547.3 (H186R/G364A)	10.631
Off target			
-	KRT8	NP_002264.1	1.080
-	KRT10	NP_000412.3 (H487Y)	0.380
-	KRT14	NP_000517.2	0.172
-	KRT6A	NP_005545.1	-0.020
-	KRT6C	NP_775109.2 (R182Q)	-0.027
-	KRT18	NP_000215.1	-0.053
-	KRT20	NP_061883.1 (S129N)	-0.193
-	KRT17	NP_000413.1	-0.451
-	KRT19	NP_002267.2 (A60G)	-0.468
-	KRT6B	NP_005546.2	-0.606
-	KRT1	NP_006112.3	-0.727
2	TP53	NP_001263626.1:p.G86D	2.168
3	SCTR	NP_002971.2	1.783
4	ING1	NP_937860.1	1.766
5	CAMK2A	NP_741960.1 (Q223K)	1.736
6	OXGR1	NP_543008.3	1.695
7	PRR15L	NP_077296.1	1.673
8	LYPD6B	NP_001303932.1	1.641
9	FRMD1	NP_001116313.1	1.631

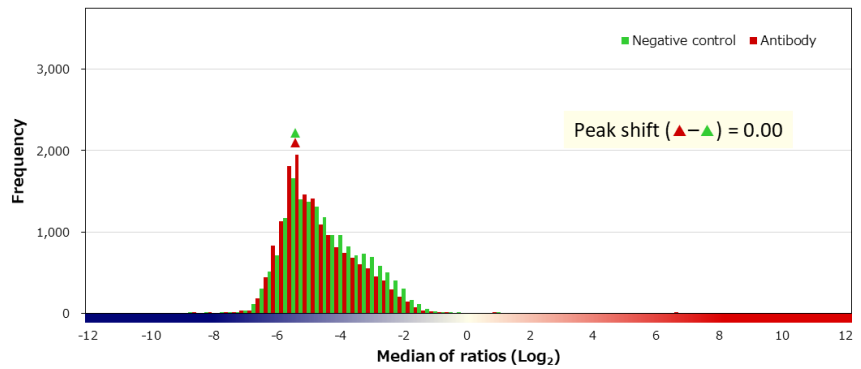
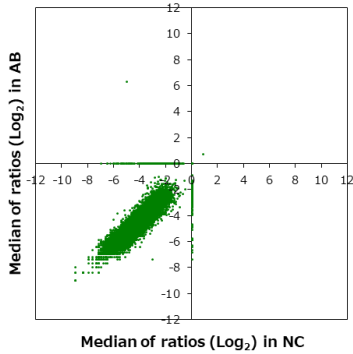


BSA	-	HA peptide	-	6xHis peptide	-	FLAG peptide	-
-----	---	------------	---	---------------	---	--------------	---

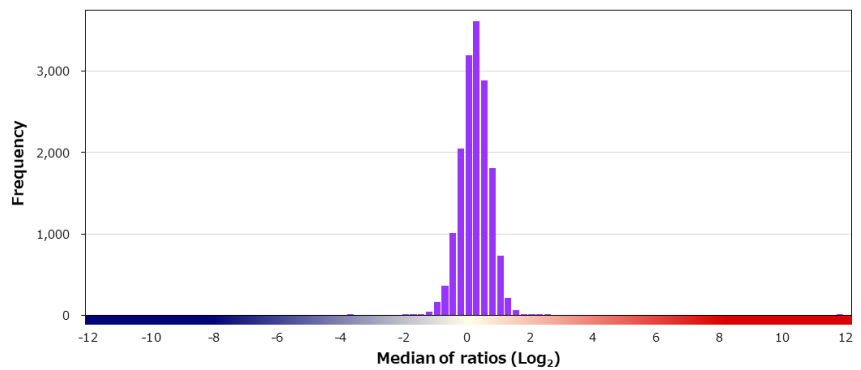
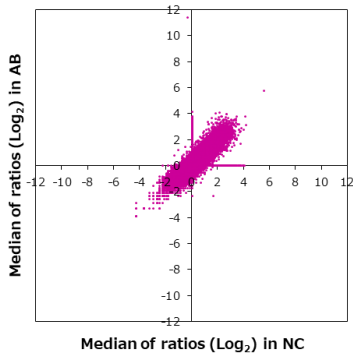
Supplier Agilent	Product code IS61930	Lot # 20038855
Host Mouse	Clonality Monoclonal	Isotype IgG1, kappa
Applications <input type="checkbox"/> WB <input type="checkbox"/> SW <input type="checkbox"/> ELISA <input type="checkbox"/> FCM <input type="checkbox"/> ICC <input type="checkbox"/> IF <input checked="" type="checkbox"/> IHC <input type="checkbox"/> IP <input type="checkbox"/> B/N		
Note		

タンパク質マイクロアレイ (18K)

■ 測定値 (Raw データ) 分布

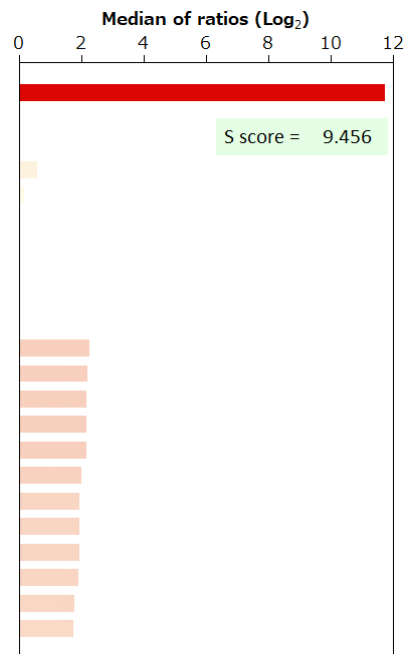


■ 補正值分布



■ 特異性検証

Rank	Gene	Protein	Score
On target			
1	KRT7	NP_005547.3 (H186R/G364A)	11.733
Off target			
-	KRT19	NP_002267.2 (A60G)	0.588
-	KRT6A	NP_005545.1	0.168
-	KRT18	NP_000215.1	0.033
-	KRT6B	NP_005546.2	-0.274
-	KRT5	NP_000415.2 (S528G/G543S)	-0.309
-	KRT20	NP_061883.1 (S129N)	-0.352
-	KRT17	NP_000413.1	-0.792
2	MTUS1	NP_001001931.1	2.277
3	XYLT2	NP_071450.2 (R305T)	2.187
4	OGFOD1	NP_001311291.1 (P33S)	2.171
5	SHTN1	A0MZ66-6	2.164
6	INS	NP_000198.1	2.161
7	TMEM11	NP_003867.1	2.016
8	DHRS1	NP_612461.1	1.940
9	UFSP1	NP_001015072.2	1.939
10	GNAT2	NP_005263.1	1.935
11	CYP2F1	NP_000765.2 (S38P/D218N)	1.923
12	U2AF1/U2AF1L5	NP_006749.1/NP_001307575.1	1.795
13	LINC00615	Q96LM1	1.756

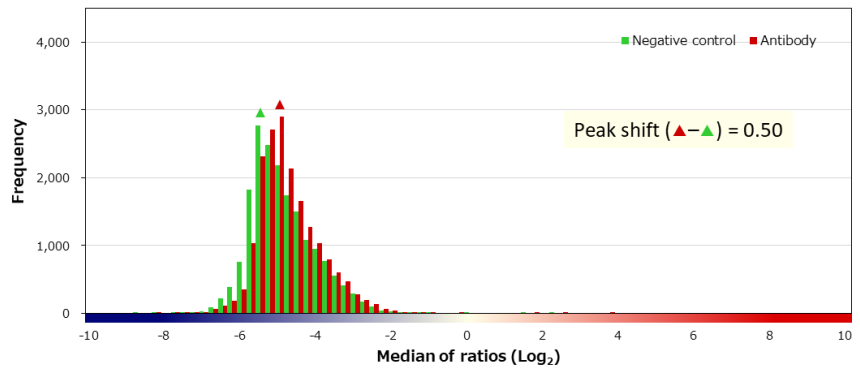
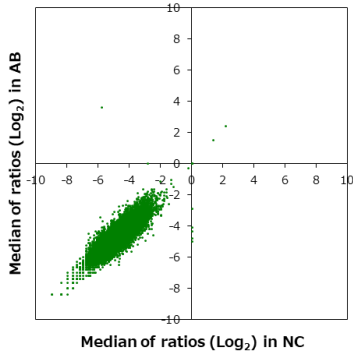


BSA	-	HA peptide	-	6xHis peptide	-	FLAG peptide	-
-----	---	------------	---	---------------	---	--------------	---

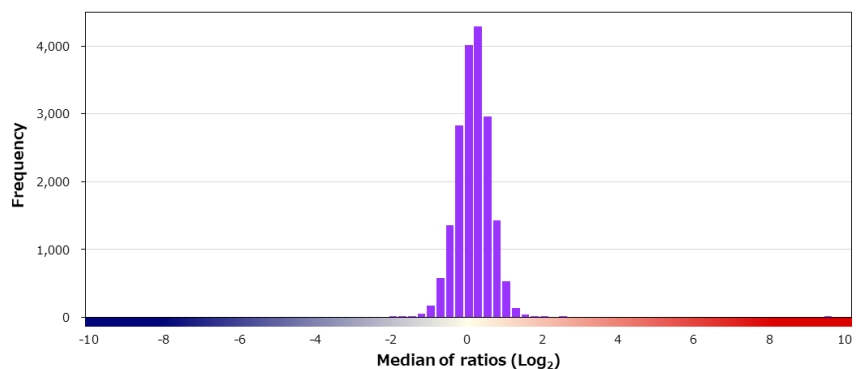
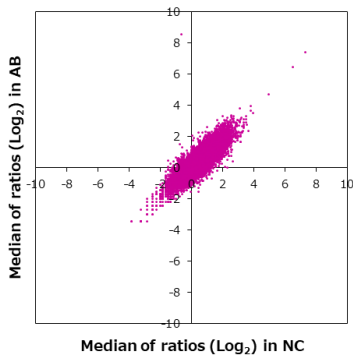
Supplier ニチレイバイオサイエンス		Product code 413481	Lot # H1609
Host Mouse	Clonality Monoclonal	Isotype IgG1, kappa	Clone OV-TL 12/30
Applications <input type="checkbox"/> WB <input type="checkbox"/> SW <input type="checkbox"/> ELISA <input type="checkbox"/> FCM <input type="checkbox"/> ICC <input type="checkbox"/> IF <input checked="" type="checkbox"/> IHC <input type="checkbox"/> IP <input type="checkbox"/> B/N			
Note			

タンパク質マイクロアレイ (18K)

■ 測定値 (Raw データ) 分布

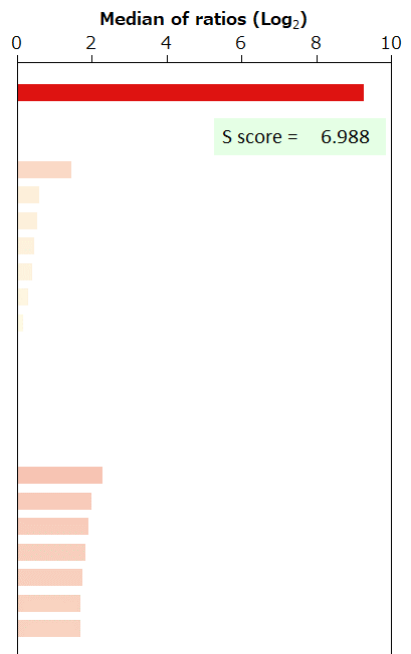


■ 補正值分布



■ 特異性検証

Rank	Gene	Protein	Score
On target			
1	KRT7	NP_005547.3 (H186R/G364A)	9.268
Off target			
-	KRT10	NP_000412.3 (H487Y)	1.463
-	KRT6A	NP_005545.1	0.590
-	KRT20	NP_061883.1 (S129N)	0.548
-	KRT14	NP_000517.2	0.460
-	KRT1	NP_006112.3	0.406
-	KRT17	NP_000413.1	0.311
-	KRT6B	NP_005546.2	0.168
-	KRT5	NP_000415.2 (S528G/G543S)	-0.064
-	KRT8	NP_002264.1	-0.087
-	KRT18	NP_000215.1	-0.251
-	KRT19	NP_002267.2 (A60G)	-0.255
-	KRT6C	NP_775109.2 (R182Q)	-0.536
2	TP53	NP_001119590.1:p.V177M	2.280
3	UNC80	Q8N2C7-5	1.998
4	ZNF385A	NP_056296.1	1.916
5	SCAF4	NP_065757.1	1.823
6	CCNO	NP_066970.3	1.767
7	EIF2D	NP_008824.2	1.708
8	OR52N5	NP_001001922.2	1.697

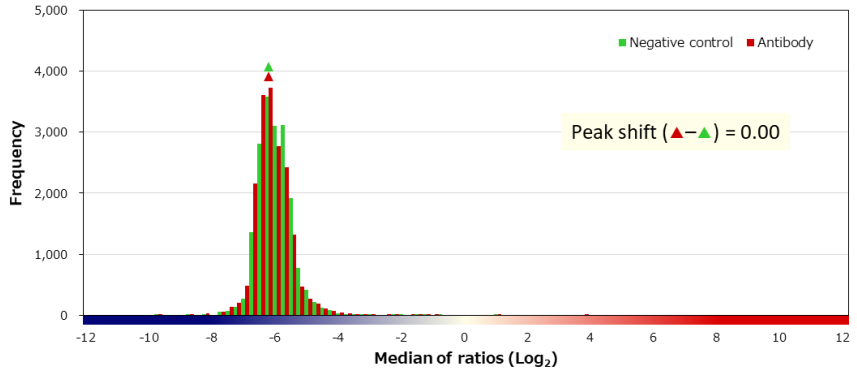
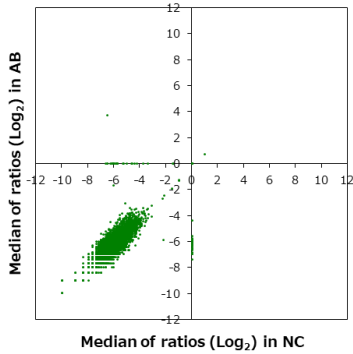


BSA	-	HA peptide	-	6xHis peptide	-	FLAG peptide	-	GST	-	MBP	-	Hemocyanin -KLH	-
-----	---	------------	---	---------------	---	--------------	---	-----	---	-----	---	-----------------	---

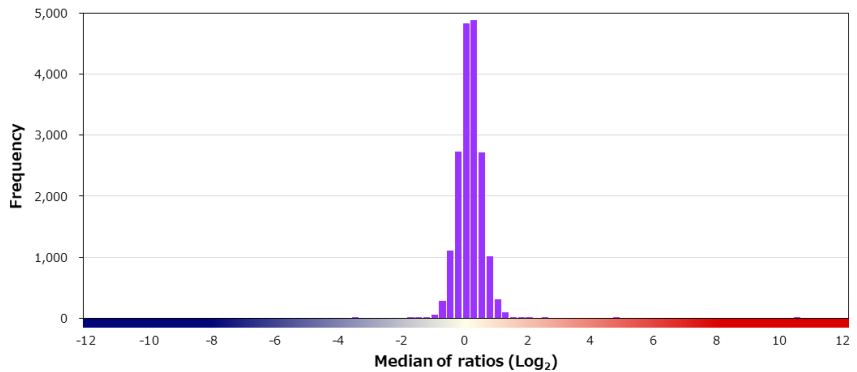
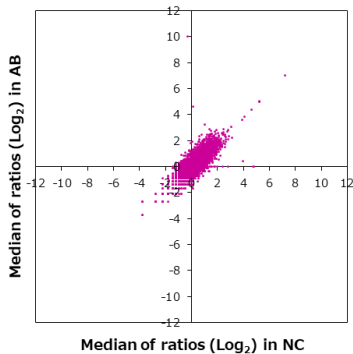
Supplier	Roche		Product code	790-4555		Lot #	F20902	
Host	Mouse		Clonality	Monoclonal		Isotype	IgG	
Applications	<input type="checkbox"/> WB <input type="checkbox"/> SW <input type="checkbox"/> ELISA <input type="checkbox"/> FCM <input type="checkbox"/> ICC <input type="checkbox"/> IF <input checked="" type="checkbox"/> IHC <input type="checkbox"/> IP <input type="checkbox"/> B/N		Note					

タンパク質マイクロアレイ (18K)

■ 測定値 (Raw データ) 分布

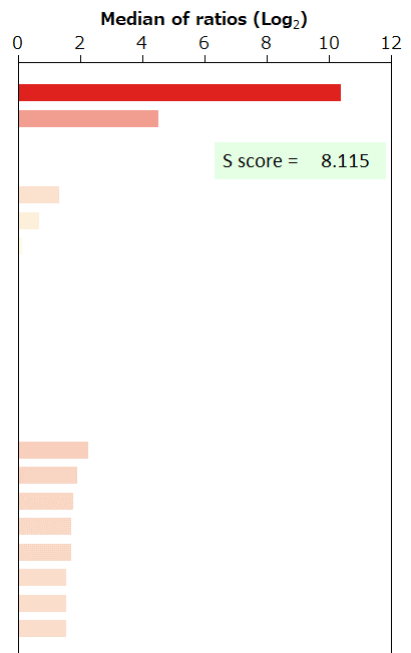


■ 補正值分布



■ 特異性検証

Rank	Gene	Protein	Score
On target			
1	KRT8	NP_002264.1	10.372
2	KRT7	NP_005547.3 (H186R/G364A)	4.526
Off target			
-	KRT1	NP_006112.3	1.335
-	KRT6A	NP_005545.1	0.681
-	KRT4	P19013	0.134
-	KRT18	NP_000215.1	-0.018
-	KRT20	NP_061883.1 (S129N)	-0.073
-	KRT17	NP_000413.1	-0.089
-	KRT14	NP_000517.2	-0.089
-	KRT19	NP_002267.2 (A60G)	-0.089
-	KRT10	NP_000412.3 (H487Y)	-0.142
-	KRT5	NP_000415.2 (S528G/G543S)	-0.632
3	CLEC16A	Q2KHT3-3	2.257
4	IL17RC	NP_703191.1 (S182L)	1.925
5	GRM8	NP_000836.2	1.786
6	TADA3	NP_006345.1	1.719
7	SPP2	NP_008875.1	1.719
8	TP53	NP_001119586.1:p.R273H	1.567
9	CECR6	NP_001156551.1	1.549
9	CEP162	NP_055710.2	1.549

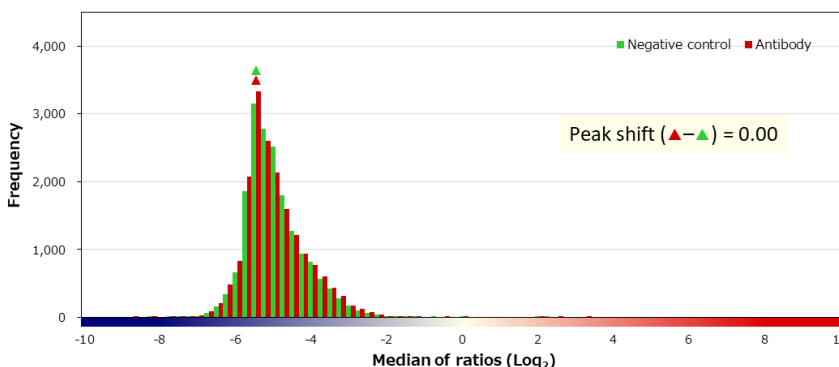
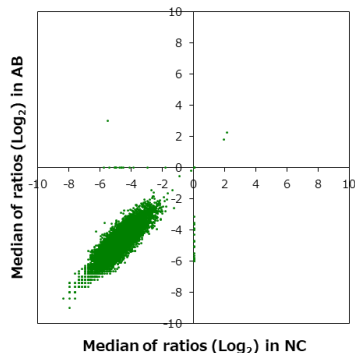


BSA	-	HA peptide	-	6xHis peptide	-	FLAG peptide	-	GST	-	MBP	-	Hemocyanin -KLH	-
-----	---	------------	---	---------------	---	--------------	---	-----	---	-----	---	-----------------	---

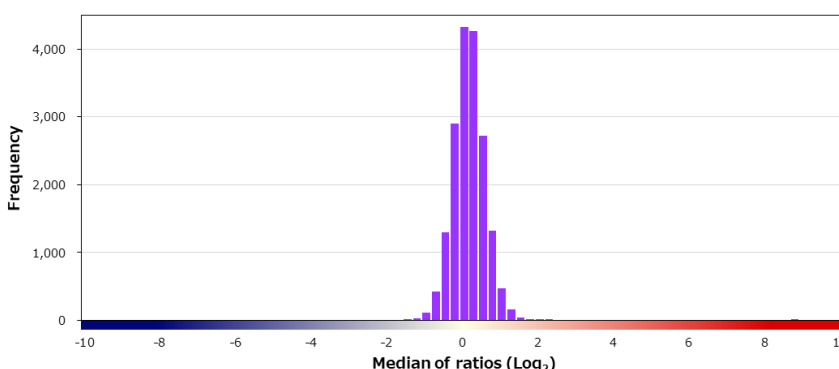
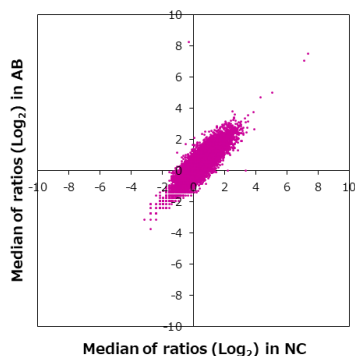
Supplier	Leica		Product code	NCL-L-CK8-TS1	Lot #	6072351	
Host	Mouse	Clonality	Monoclonal	Isotype	IgG1	Clone	TS1
Applications	<input type="checkbox"/> WB	<input type="checkbox"/> SW	<input type="checkbox"/> ELISA	<input type="checkbox"/> FCM	<input type="checkbox"/> ICC	<input checked="" type="checkbox"/> IHC	<input type="checkbox"/> IP <input type="checkbox"/> B/N
Note							

タンパク質マイクロアレイ (18K)

測定値 (Raw データ) 分布

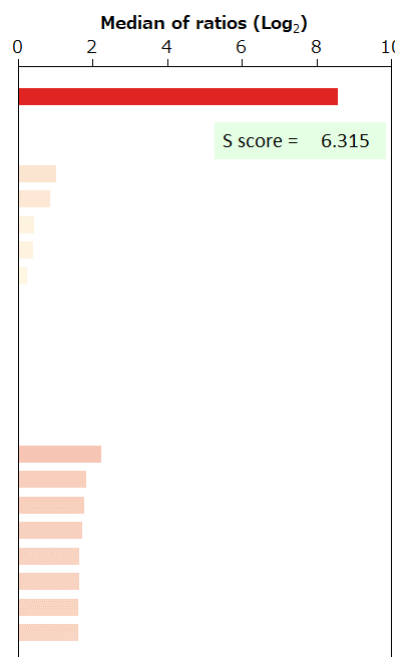


補正值分布



特異性検証

Rank	Gene	Protein	Score
On target			
1	KRT8	NP_002264.1	8.564
Off target			
-	KRT1	NP_006112.3	1.029
-	KRT10	NP_000412.3 (H487Y)	0.867
-	KRT5	NP_000415.2 (S528G/G543S)	0.441
-	KRT20	NP_061883.1 (S129N)	0.421
-	KRT7	NP_005547.3 (H186R/G364A)	0.265
-	KRT18	NP_000215.1	0.043
-	KRT6C	NP_775109.2 (R182Q)	-0.073
-	KRT19	NP_002267.2 (A60G)	-0.198
-	KRT17	NP_000413.1	-0.253
-	KRT6B	NP_005546.2	-0.279
-	KRT14	NP_000517.2	-0.599
2	IDH2	NP_002159.2:p.R172K	2.249
3	TPPP3	NP_057048.2	1.845
4	ZC3H7A	NP_054872.2	1.789
5	PRRG2	NP_000942.1 (G116C)	1.734
6	KIAA0753	XP_006721675.1	1.656
7	PRAME	NP_006106.1 (W7R/D105G)	1.650
8	SPACA3	NP_776246.1	1.628
9	SYPL2	NP_001035799.1	1.612

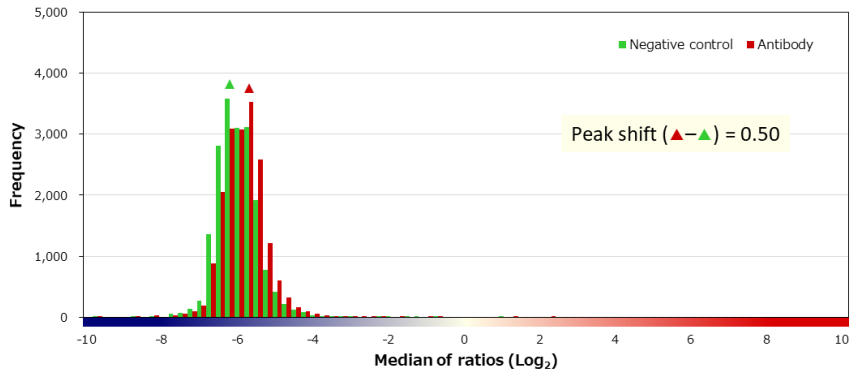
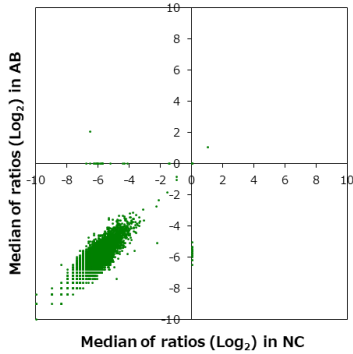


BSA	-	HA peptide	-	6xHis peptide	-	FLAG peptide	-	GST	-	MBP	-	Hemocyanin -KLH	-
-----	---	------------	---	---------------	---	--------------	---	-----	---	-----	---	-----------------	---

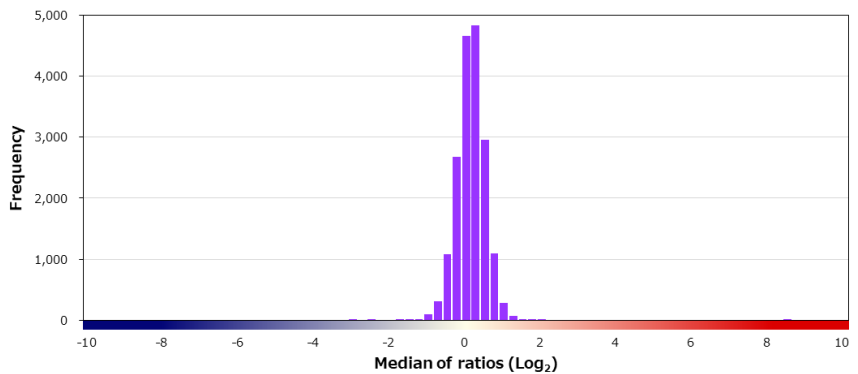
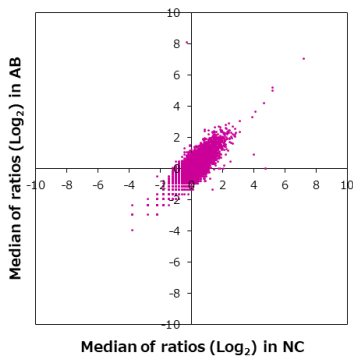
Supplier	Roche		Product code	760-2637		Lot #	V0001499	
Host	Mouse		Clonality	Monoclonal		Isotype	IgM, kappa	
Applications	<input type="checkbox"/> WB	<input type="checkbox"/> SW	<input type="checkbox"/> ELISA	<input type="checkbox"/> FCM	<input type="checkbox"/> ICC	<input type="checkbox"/> IF	<input checked="" type="checkbox"/> IHC	<input type="checkbox"/> IP <input type="checkbox"/> B/N
Note								

タンパク質マイクロアレイ (18K)

■ 測定値 (Raw データ) 分布

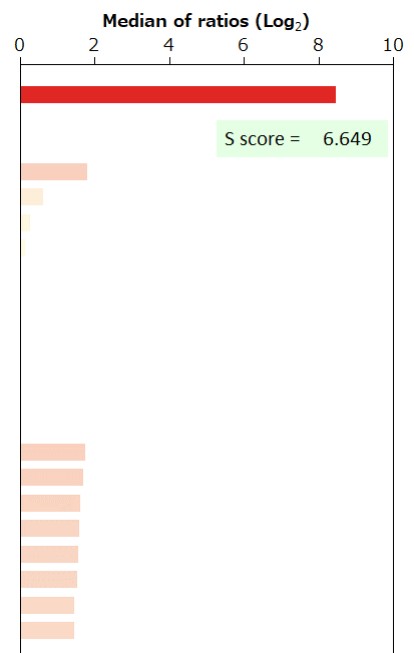


■ 補正值分布



■ 特異性検証

Rank	Gene	Protein	Score
On target			
1	KRT8	NP_002264.1	8.450
Off target			
2	KRT1	NP_006112.3	1.801
-	KRT6A	NP_005545.1	0.634
-	KRT4	P19013	0.267
-	KRT17	NP_000413.1	0.155
-	KRT18	NP_000215.1	0.012
-	KRT7	NP_005547.3 (H186R/G364A)	-0.032
-	KRT19	NP_002267.2 (A60G)	-0.125
-	KRT14	NP_000517.2	-0.125
-	KRT20	NP_061883.1 (S129N)	-0.225
-	KRT10	NP_000412.3 (H487Y)	-0.327
-	KRT5	NP_000415.2 (S528G/G543S)	-1.213
3	R3HDM1	NP_056176.2	1.749
4	SH3RF1	NP_065921.2	1.690
5	LAX1	NP_060243.2	1.634
6	HDGF	NP_004485.1	1.606
7	NFAT5	NP_006590.1	1.566
8	PALB2	NP_078951.2	1.553
9	VEGFB	NP_003368.1	1.460
9	CCR2	NP_001116868.1	1.460

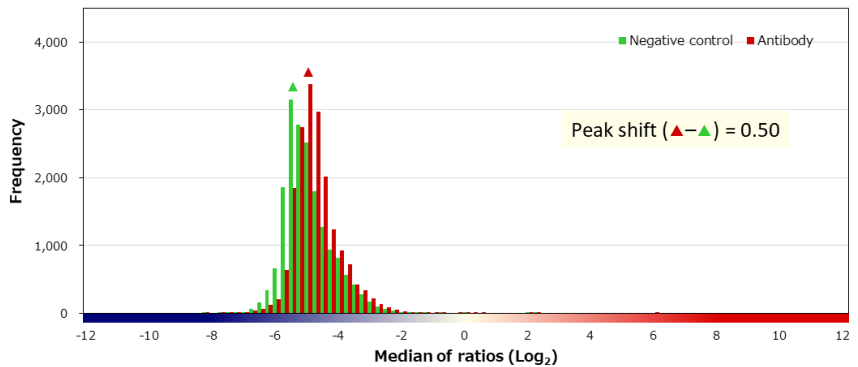
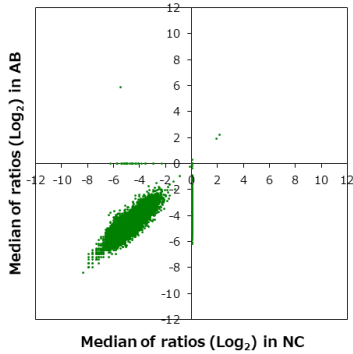


BSA	-	HA peptide	-	6xHis peptide	-	FLAG peptide	-	GST	-	MBP	-	Hemocyanin -KLH	-
-----	---	------------	---	---------------	---	--------------	---	-----	---	-----	---	-----------------	---

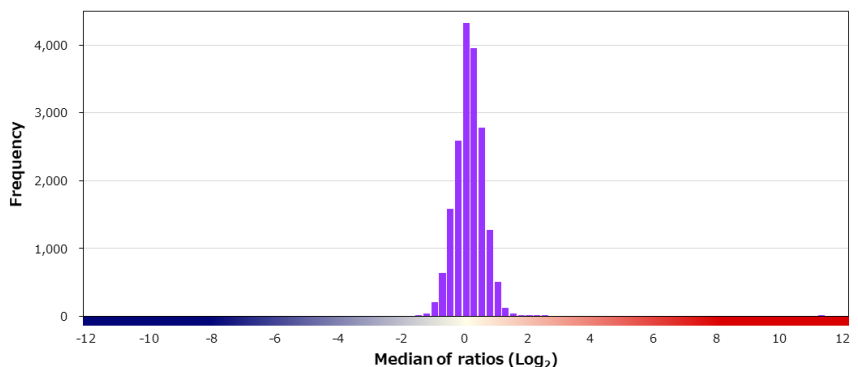
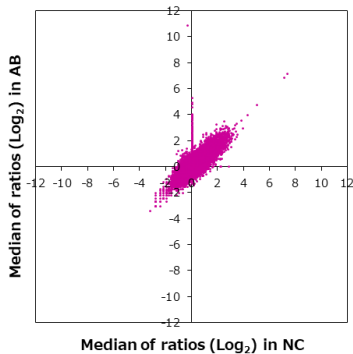
Supplier	Leica		Product code	NCL-L-5D3	Lot #	6070940			
Host	Mouse	Clonality	Monoclonal	Isotype	IgG1	Clone	5D3		
Applications	<input type="checkbox"/> WB	<input type="checkbox"/> SW	<input type="checkbox"/> ELISA	<input type="checkbox"/> FCM	<input type="checkbox"/> ICC	<input type="checkbox"/> IF	<input checked="" type="checkbox"/> IHC	<input type="checkbox"/> IP	<input type="checkbox"/> B/N
Note									

タンパク質マイクロアレイ (18K)

■ 測定値 (Raw データ) 分布

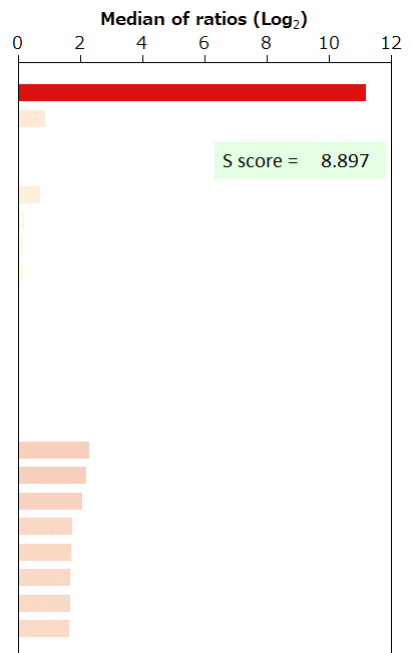


■ 補正值分布



■ 特異性検証

Rank	Gene	Protein	Score
On target			
1	KRT8	NP_002264.1	11.184
-	KRT18	NP_000215.1	0.888
Off target			
-	KRT10	NP_000412.3 (H487Y)	0.717
-	KRT5	NP_000415.2 (S528G/G543S)	0.206
-	KRT7	NP_005547.3 (H186R/G364A)	0.174
-	KRT1	NP_006112.3	0.167
-	KRT20	NP_061883.1 (S129N)	-0.039
-	KRT6C	NP_775109.2 (R182Q)	-0.083
-	KRT15	NP_002266.2 (K416R)	-0.134
-	KRT17	NP_000413.1	-0.295
-	KRT19	NP_002267.2 (A60G)	-0.357
-	KRT6B	NP_005546.2	-0.361
2	IDH2	NP_002159.2:p.R172K	2.287
3	REEP2	NP_001258732.1	2.196
4	H1FOO	NP_001295191.1	2.063
5	FTHL17	NP_114100.1	1.759
6	OSCAR	NP_996554.2 (S101I)	1.710
7	FBXO28	NP_055991.1	1.694
8	POU2AF1	NP_006226.2	1.680
9	T	NP_003172.1	1.652

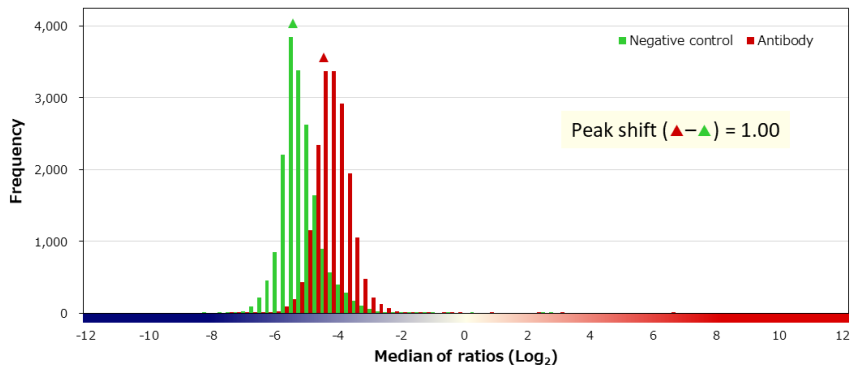
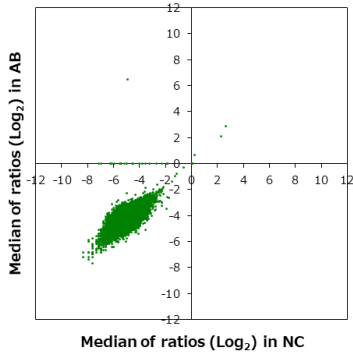


BSA	-	HA peptide	-	6xHis peptide	-	FLAG peptide	-	GST	-	MBP	-	Hemocyanin -KLH	-
-----	---	------------	---	---------------	---	--------------	---	-----	---	-----	---	-----------------	---

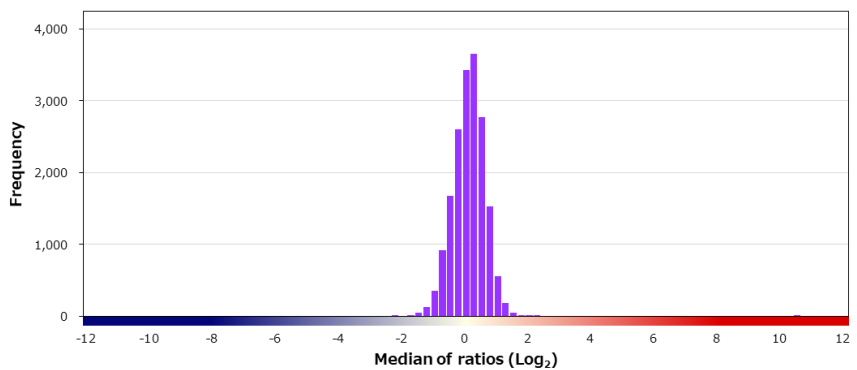
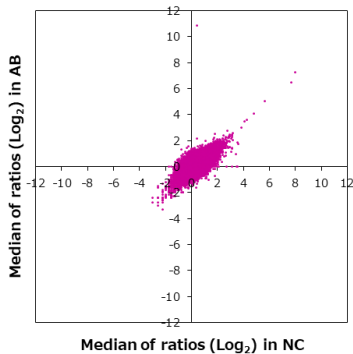
Supplier	Product code		Lot #
Leica	PA0067		66350
Host	Clonality	Isotype	Clone
Mouse	Monoclonal	IgG1	5D3
Applications			
<input type="checkbox"/> WB	<input type="checkbox"/> SW	<input type="checkbox"/> ELISA	<input type="checkbox"/> FCM
<input type="checkbox"/> ICC	<input type="checkbox"/> IF	<input checked="" type="checkbox"/> IHC	<input type="checkbox"/> IP
<input type="checkbox"/> B/N			
Note			

タンパク質マイクロアレイ (18K)

■ 測定値 (Raw データ) 分布




■ 補正值分布



■ 特異性検証

Rank	Gene	Protein	Score
On target			
1	KRT8	NP_002264.1	10.478
-	KRT18	NP_000215.1	-0.191
Off target			
-	KRT7	NP_005547.3 (H186R/G364A)	0.388
-	KRT14	NP_000517.2	0.243
-	KRT10	NP_000412.3 (H487Y)	0.191
-	KRT19	NP_002267.2 (A60G)	0.021
-	KRT17	NP_000413.1	-0.036
-	KRT20	NP_061883.1 (S129N)	-0.050
-	KRT6C	NP_775109.2 (R182Q)	-0.202
-	KRT6B	NP_005546.2	-0.394
-	KRT1	NP_006112.3	-0.449
-	KRT5	NP_000415.2 (S528G/G543S)	-0.850
2	REEP2	NP_001258732.1	2.108
3	PROCA1	NP_001291881.1	1.873
4	FAM32A	NP_054796.1	1.869
5	CCNT2	NP_490595.1	1.801
6	TMIE	NP_671729.2	1.711
7	H1FOO	NP_001295191.1	1.675
8	TMEM237	NP_689601.2	1.673
9	JSRP1	NP_653217.1	1.653

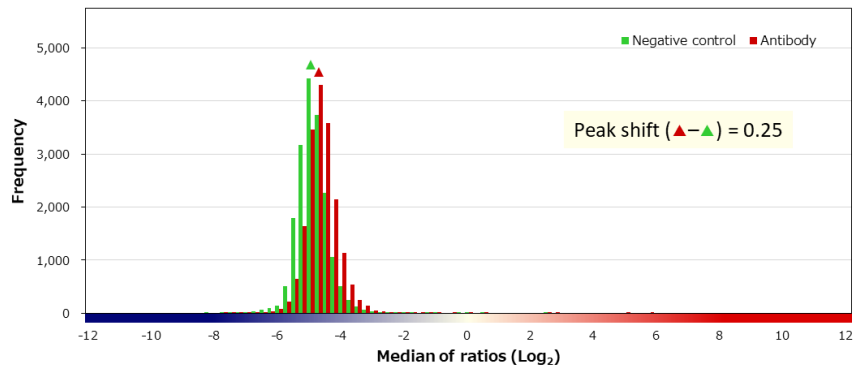
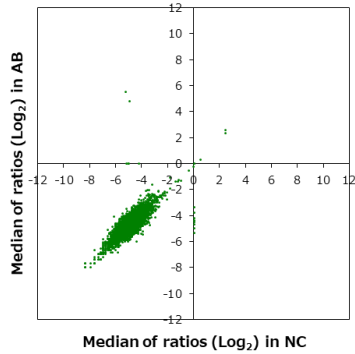


BSA	-	HA peptide	-	6xHis peptide	-	FLAG peptide	-	GST	-	MBP	-	Hemocyanin -KLH	-
-----	---	------------	---	---------------	---	--------------	---	-----	---	-----	---	-----------------	---

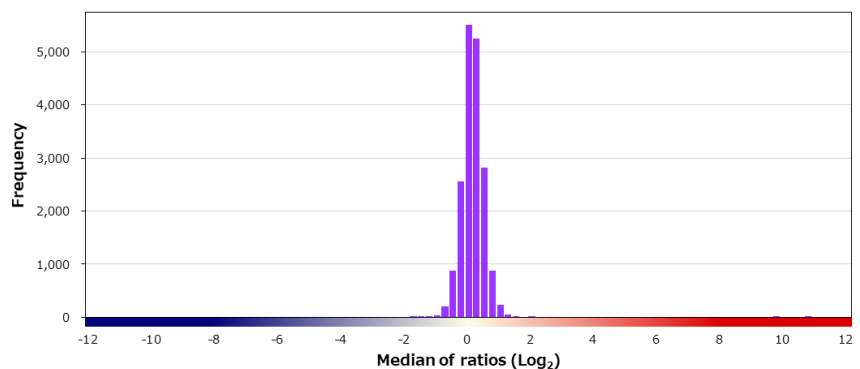
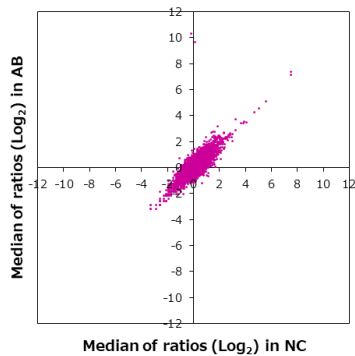
Supplier ニチレイバイオサイエンス		Product code 413731	Lot # H1609
Host Mouse	Clonality Monoclonal	Isotype IgG1	Clone 5D3; DC10
Applications <input type="checkbox"/> WB <input type="checkbox"/> SW <input type="checkbox"/> ELISA <input type="checkbox"/> FCM <input type="checkbox"/> ICC <input type="checkbox"/> IF <input checked="" type="checkbox"/> IHC <input type="checkbox"/> IP <input type="checkbox"/> B/N			
Note カクテル抗体			

タンパク質マイクロアレイ (18K)

■ 測定値 (Raw データ) 分布

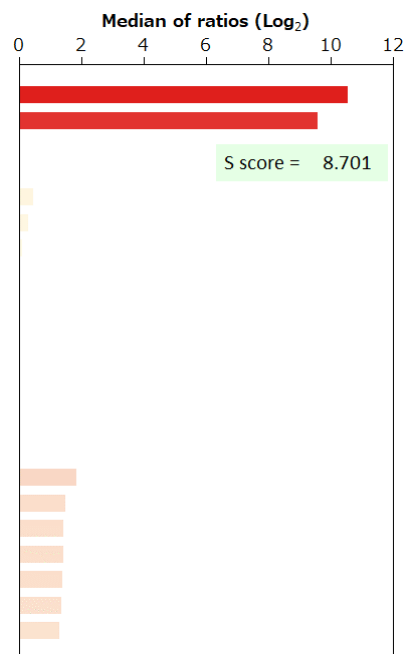


■ 補正值分布



■ 特異性検証

Rank	Gene	Protein	Score
On target			
1	KRT8	NP_002264.1	10.537
2	KRT18	NP_000215.1	9.576
Off target			
-	KRT5	NP_000415.2 (S528G/G543S)	0.449
-	KRT6B	NP_005546.2	0.311
-	KRT19	NP_002267.2 (A60G)	0.123
-	KRT1	NP_006112.3	0.038
-	KRT20	NP_061883.1 (S129N)	-0.010
-	KRT10	NP_000412.3 (H487Y)	-0.091
-	KRT17	NP_000413.1	-0.117
-	KRT6A	NP_005545.1	-0.117
-	KRT7	NP_005547.3 (H186R/G364A)	-0.124
-	KRT14	NP_000517.2	-0.239
-	KRT6C	NP_775109.2 (R182Q)	-0.333
3	PARD6G	NP_115899.1	1.836
4	IL20	NP_061194.2	1.498
5	EFHD2	NP_077305.2	1.430
6	SGSM1	NP_001035037.1	1.426
7	GPHN	NP_065857.1	1.398
8	ADRM1	NP_008933.2	1.370
9	NAA50	NP_079422.1	1.297

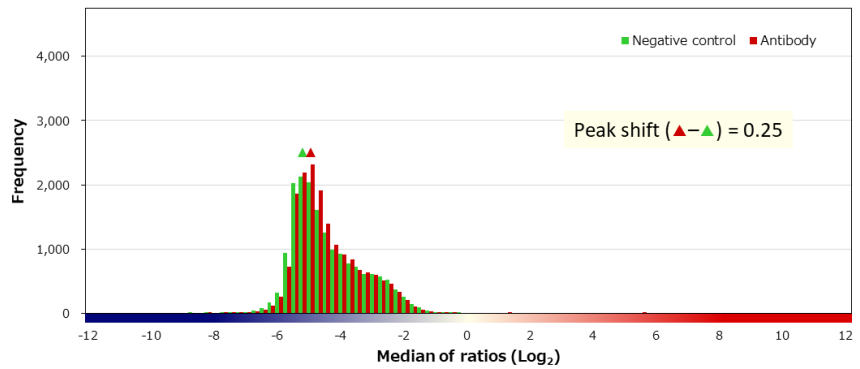
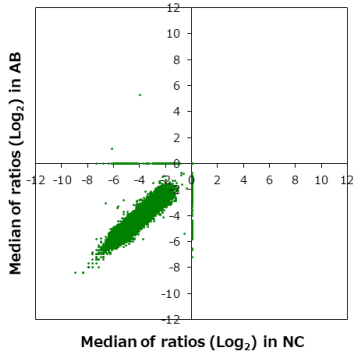


BSA	-	HA peptide	-	6xHis peptide	-	FLAG peptide	-	GST	-	MBP	-	Hemocyanin -KLH	-
-----	---	------------	---	---------------	---	--------------	---	-----	---	-----	---	-----------------	---

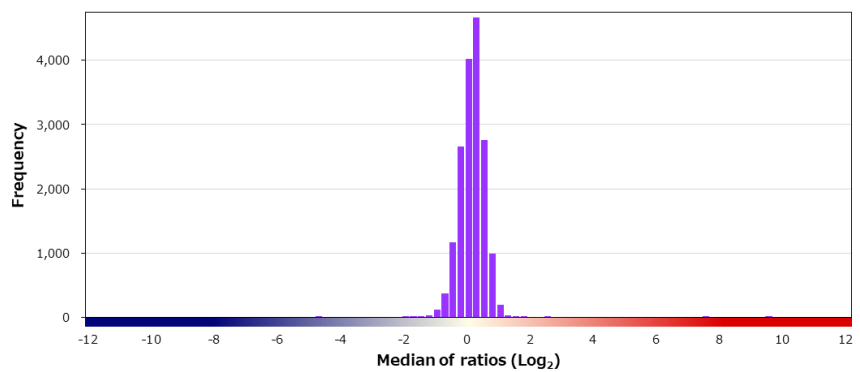
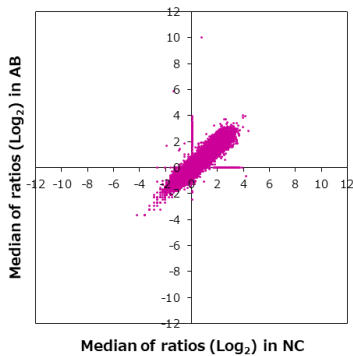
Supplier	Product code		Lot #
Agilent	IR09461		10111995
Host	Clonality	Isotype	Clone
Rabbit	Monoclonal	IgG	EP17/30
Applications			
<input type="checkbox"/> WB	<input type="checkbox"/> SW	<input type="checkbox"/> ELISA	<input type="checkbox"/> FCM
<input type="checkbox"/> ICC	<input type="checkbox"/> IF	<input checked="" type="checkbox"/> IHC	<input type="checkbox"/> IP
<input type="checkbox"/> B/N			
Note			

タンパク質マイクロアレイ (18K)

■ 測定値 (Raw データ) 分布

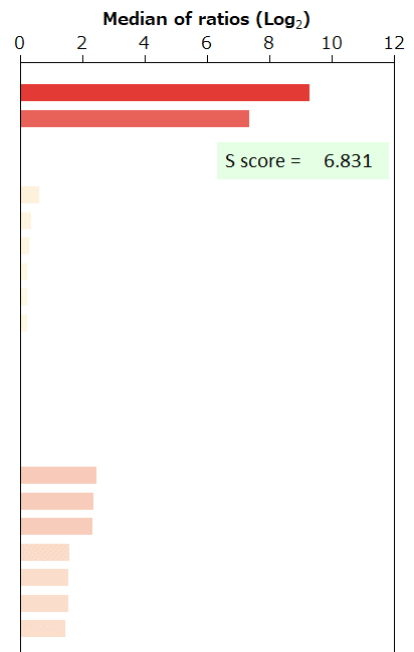


■ 補正值分布



■ 特異性検証

Rank	Gene	Protein	Score
On target			
1	KRT8	NP_002264.1	9.282
2	KRT18	NP_000215.1	7.358
Off target			
-	KRT7	NP_005547.3 (H186R/G364A)	0.631
-	KRT6A	NP_005545.1	0.380
-	KRT20	NP_061883.1 (S129N)	0.312
-	KRT6B	NP_005546.2	0.249
-	KRT10	NP_000412.3 (H487Y)	0.229
-	KRT17	NP_000413.1	0.228
-	KRT5	NP_000415.2 (S528G/G543S)	-0.117
-	KRT19	NP_002267.2 (A60G)	-0.132
-	KRT14	NP_000517.2	-0.269
-	KRT1	NP_006112.3	-0.379
-	KRT6C	NP_775109.2 (R182Q)	-0.500
3	NDUFB6	NP_002484.1	2.451
4	CDH13	NP_001207418.1	2.377
5	CACNB1	XP_016880516.1 (A72V/F157L/A235V)	2.319
6	HEBP2	NP_055135.1	1.597
7	FAM127A	O15255	1.560
8	PSD2	NP_115665.1	1.558
9	PRPF6	NP_036601.2	1.457

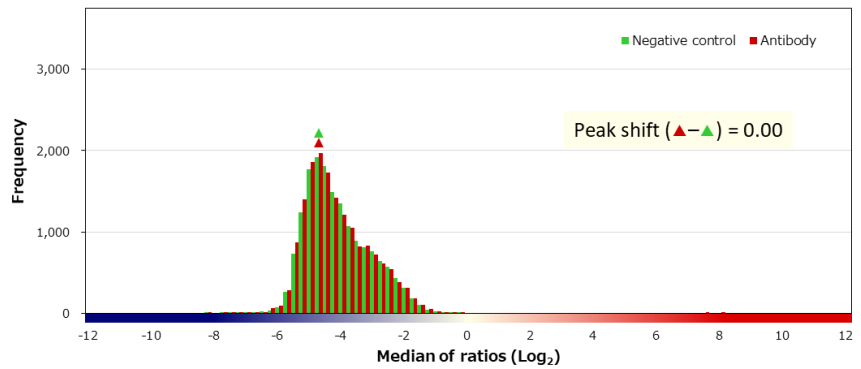
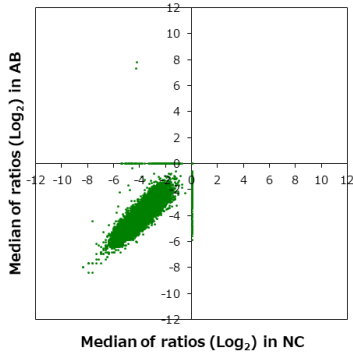


BSA	-	HA peptide	-	6xHis peptide	-	FLAG peptide	-
-----	---	------------	---	---------------	---	--------------	---

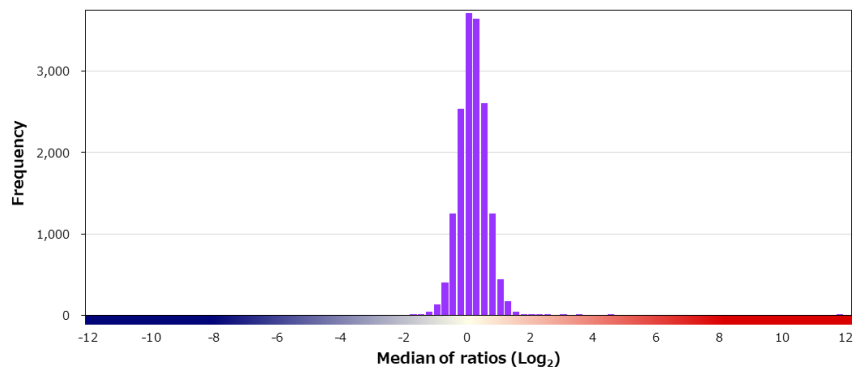
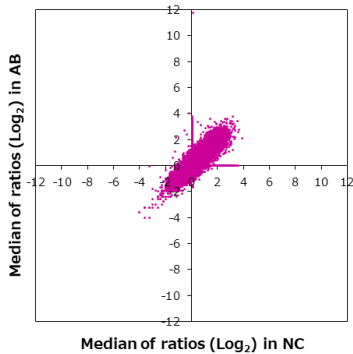
Supplier Cell Signaling Technology		Product code 12509S	Lot # 1
Host Rabbit	Clonality Monoclonal	Isotype IgG	Clone D12E5
Applications <input checked="" type="checkbox"/> WB <input type="checkbox"/> SW <input type="checkbox"/> ELISA <input checked="" type="checkbox"/> FCM <input type="checkbox"/> ICC <input checked="" type="checkbox"/> IF <input type="checkbox"/> IHC <input type="checkbox"/> IP <input type="checkbox"/> B/N			
Note			

タンパク質マイクロアレイ (18K)

■ 測定値 (Raw データ) 分布

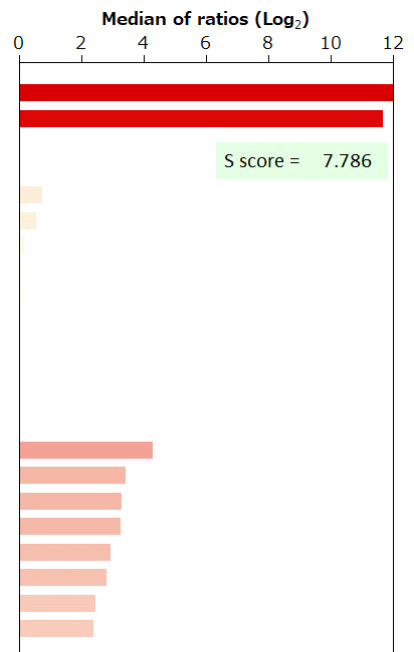


■ 補正值分布



■ 特異性検証

Rank	Gene	Protein	Score
On target			
1	KRT17	BAC04534.1	12.071
2	KRT17	NP_000413.1	11.679
Off target			
-	KRT20	NP_061883.1 (S129N)	0.746
-	KRT8	NP_002264.1	0.575
-	KRT6B	NP_005546.2	0.171
-	KRT7	NP_005547.3 (H186R/G364A)	0.085
-	KRT14	NP_000517.2	0.073
-	KRT19	NP_002267.2 (A60G)	0.054
-	KRT5	NP_000415.2 (S528G/G543S)	-0.056
-	KRT6C	NP_775109.2 (R182Q)	-0.145
-	KRT18	NP_000215.1	-0.287
-	KRT6A	NP_005545.1	-0.778
3	FBXL7	NP_036436.1	4.285
4	APBB2	NP_001159523.1	3.423
5	BID	NP_932070.1 (N77S)	3.290
6	GBA2	NP_065995.1	3.255
7	CEACAM3	P40198-2	2.951
8	CD2	NP_001758.2	2.816
9	MGAT3	NP_002400.3	2.447
10	DDX50	NP_076950.1	2.390

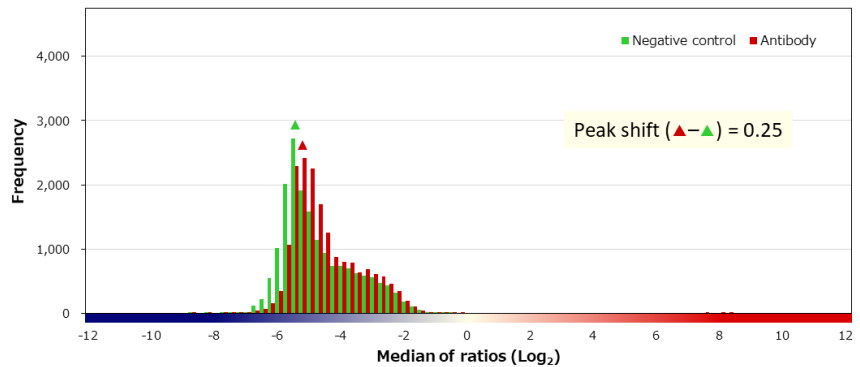
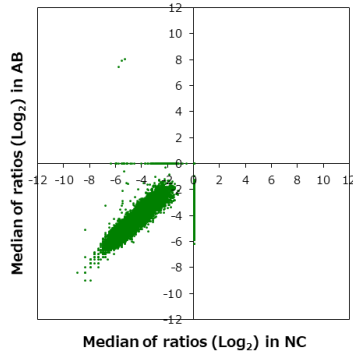


BSA	-	HA peptide	-	6xHis peptide	-	FLAG peptide	-
-----	---	------------	---	---------------	---	--------------	---

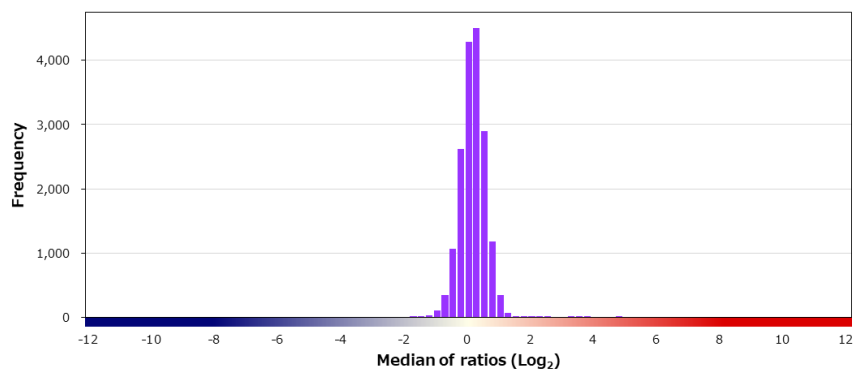
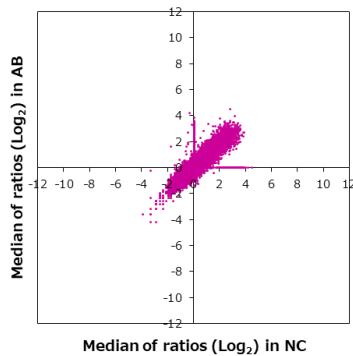
Supplier Cell Signaling Technology		Product code 12434S	Lot # 1
Host Rabbit	Clonality Monoclonal	Isotype IgG	Clone D4G2
Applications <input checked="" type="checkbox"/> WB <input type="checkbox"/> SW <input type="checkbox"/> ELISA <input type="checkbox"/> FCM <input type="checkbox"/> ICC <input checked="" type="checkbox"/> IF <input checked="" type="checkbox"/> IHC <input type="checkbox"/> IP <input type="checkbox"/> B/N			
Note			

タンパク質マイクロアレイ (18K)

■ 測定値 (Raw データ) 分布

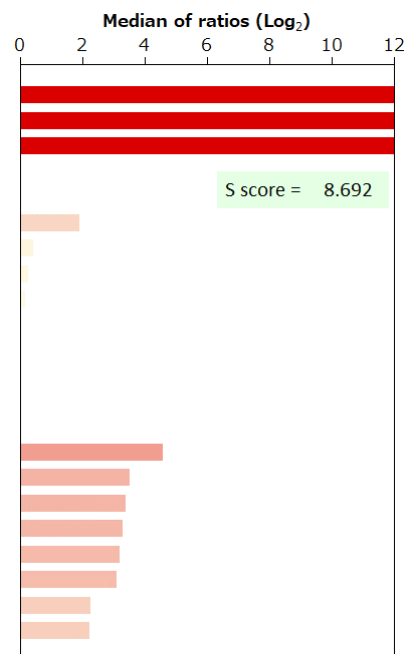


■ 補正值分布



■ 特異性検証

Rank	Gene	Protein	Score
On target			
1	KRT17	NP_000413.1	13.280
2	KRT17	BAC04534.1	13.155
3	KRT19	NP_002267.2 (A60G)	13.022
Off target			
14	KRT13	P13646-2 (A175V/T286A)	1.906
-	KRT20	NP_061883.1 (S129N)	0.448
-	KRT5	NP_000415.2 (S528G/G543S)	0.266
-	KRT7	NP_005547.3 (H186R/G364A)	0.177
-	KRT6A	NP_005545.1	0.055
-	KRT8	NP_002264.1	0.012
-	KRT14	NP_000517.2	-0.004
-	KRT18	NP_000215.1	-0.055
-	KRT10	NP_000412.3 (H487Y)	-0.276
4	AMOT	NP_001106962.1	4.588
5	GTPBP1	NP_004277.2	3.526
6	APBB2	NP_001159523.1	3.383
7	STK17B	NP_004217.1	3.296
8	HDAC11	NP_001129513.1	3.208
9	GBA2	NP_065995.1	3.107
10	TP53	NP_000537.3	2.268
11	MGAT3	NP_002400.3	2.227

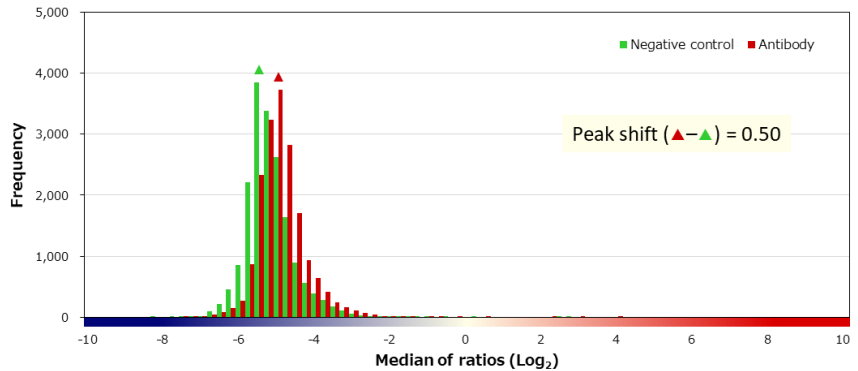
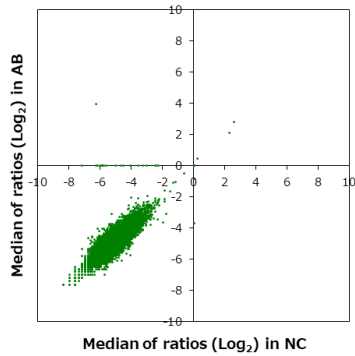


BSA	-	HA peptide	-	6xHis peptide	-	FLAG peptide	-
-----	---	------------	---	---------------	---	--------------	---

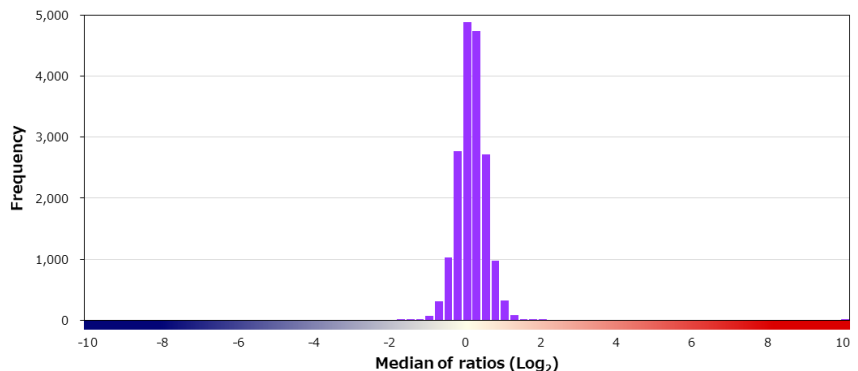
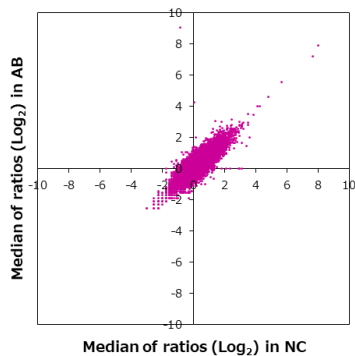
Supplier Leica	Product code PA0799	Lot # 65726
Host Mouse	Clonality Monoclonal	Isotype IgG1
Applications <input type="checkbox"/> WB <input type="checkbox"/> SW <input type="checkbox"/> ELISA <input type="checkbox"/> FCM <input type="checkbox"/> ICC <input type="checkbox"/> IF <input checked="" type="checkbox"/> IHC <input type="checkbox"/> IP <input type="checkbox"/> B/N		
Note		

タンパク質マイクロアレイ (18K)

測定値 (Raw データ) 分布

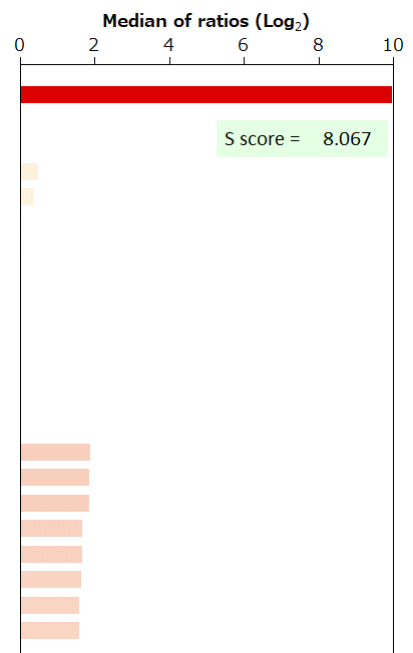


補正值分布



特異性検証

Rank	Gene	Protein	Score
On target			
1	KRT19	NP_002267.2 (A60G)	9.956
Off target			
-	KRT20	NP_061883.1 (S129N)	0.497
-	KRT14	NP_000517.2	0.382
-	KRT10	NP_000412.3 (H487Y)	0.077
-	KRT7	NP_005547.3 (H186R/G364A)	0.056
-	KRT1	NP_006112.3	-0.010
-	KRT17	NP_000413.1	-0.226
-	KRT18	NP_000215.1	-0.238
-	KRT8	NP_002264.1	-0.281
-	KRT6B	NP_005546.2	-0.342
-	KRT5	NP_000415.2 (S528G/G543S)	-0.374
-	KRT6C	NP_775109.2 (R182Q)	-0.388
2	EIF3J	NP_003749.2	1.889
3	FAM179B	NP_055906.2	1.871
4	LATS2	NP_055387.2	1.866
5	FUT7	NP_004470.1	1.686
6	CRACR2A	NP_116069.1	1.684
7	HIPK1	NP_938009.1	1.652
8	RBM14-RBM4	NP_001185774.1	1.594
9	GNAI3	NP_006487.1	1.586

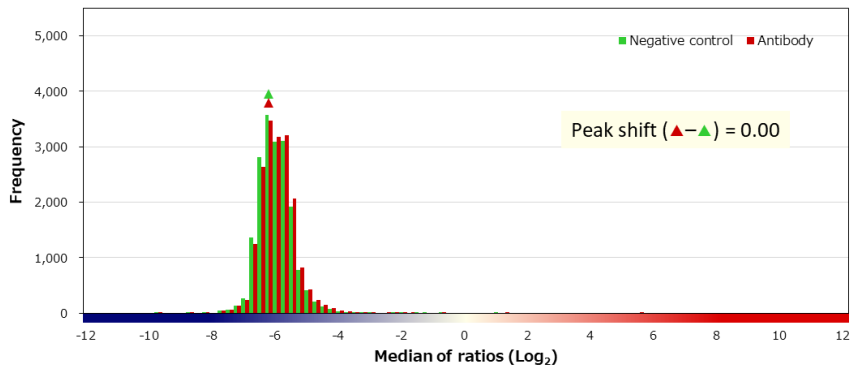
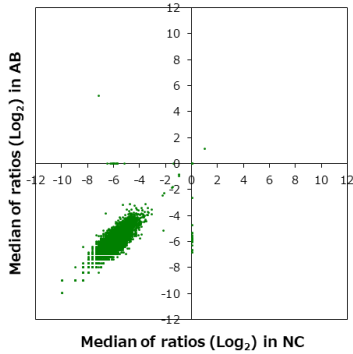


BSA	-	HA peptide	-	6xHis peptide	-	FLAG peptide	-	GST	-	MBP	-	Hemocyanin -KLH	-
-----	---	------------	---	---------------	---	--------------	---	-----	---	-----	---	-----------------	---

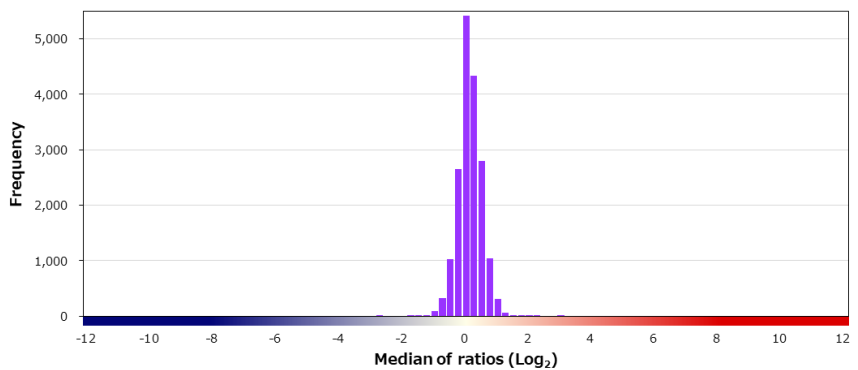
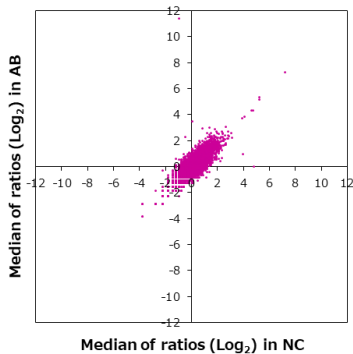
Supplier	Roche		Product code	760-4281		Lot #	V0001943	
Host	Mouse		Clonality	Monoclonal		Isotype	IgG1	
Applications	<input type="checkbox"/> WB	<input type="checkbox"/> SW	<input type="checkbox"/> ELISA	<input type="checkbox"/> FCM	<input type="checkbox"/> ICC	<input type="checkbox"/> IF	<input checked="" type="checkbox"/> IHC	<input type="checkbox"/> IP <input type="checkbox"/> B/N
Note								

タンパク質マイクロアレイ (18K)

■ 測定値 (Raw データ) 分布

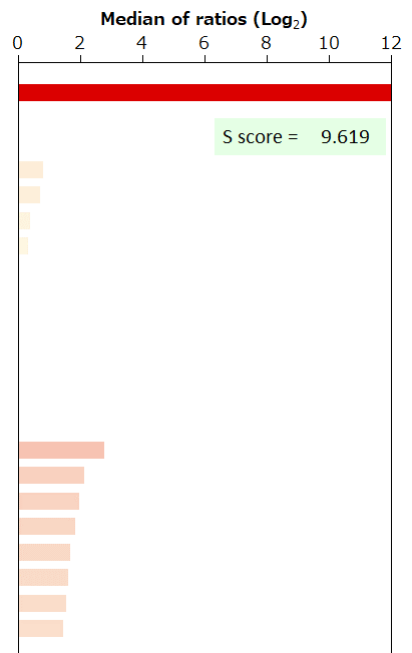


■ 補正值分布



■ 特異性検証

Rank	Gene	Protein	Score
On target			
1	KRT19	NP_002267.2 (A60G)	12.400
Off target			
-	KRT1	NP_006112.3	0.821
-	KRT6A	NP_005545.1	0.732
-	KRT17	NP_000413.1	0.414
-	KRT8	NP_002264.1	0.321
-	KRT7	NP_005547.3 (H186R/G364A)	-0.027
-	KRT14	NP_000517.2	-0.027
-	KRT18	NP_000215.1	-0.101
-	KRT4	P19013	-0.120
-	KRT20	NP_061883.1 (S129N)	-0.126
-	KRT10	NP_000412.3 (H487Y)	-0.158
-	KRT5	NP_000415.2 (S528G/G543S)	-0.529
2	SSBP3	NP_663768.1	2.781
3	SH3RF1	NP_065921.2	2.137
4	R3HDM1	NP_056176.2	1.973
5	FBXL7	NP_036436.1	1.848
6	RNF17	NP_112567.2 (N1110K)	1.686
7	OPRD1	NP_000902.3	1.611
8	DYRK4	NP_003836.1	1.558
9	JAK1	NP_002218.2	1.462

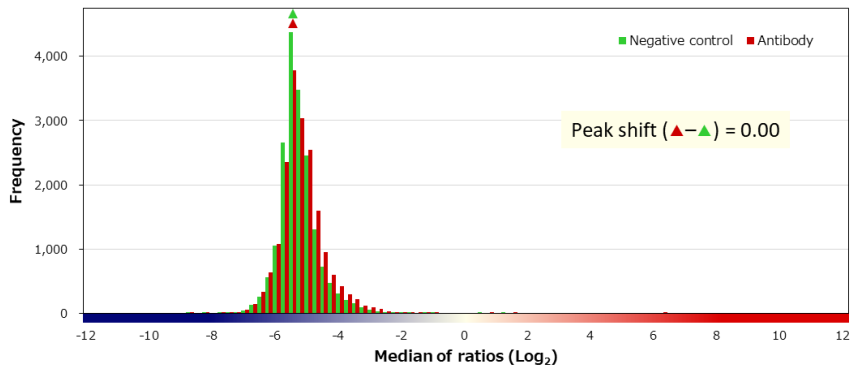
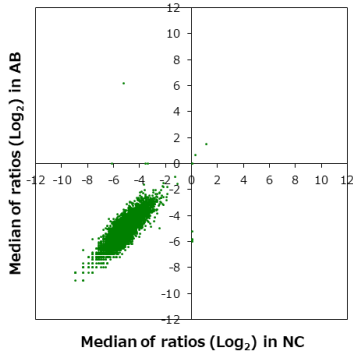


BSA	-	HA peptide	-	6xHis peptide	-	FLAG peptide	-	GST	-	MBP	-	Hemocyanin -KLH	-
-----	---	------------	---	---------------	---	--------------	---	-----	---	-----	---	-----------------	---

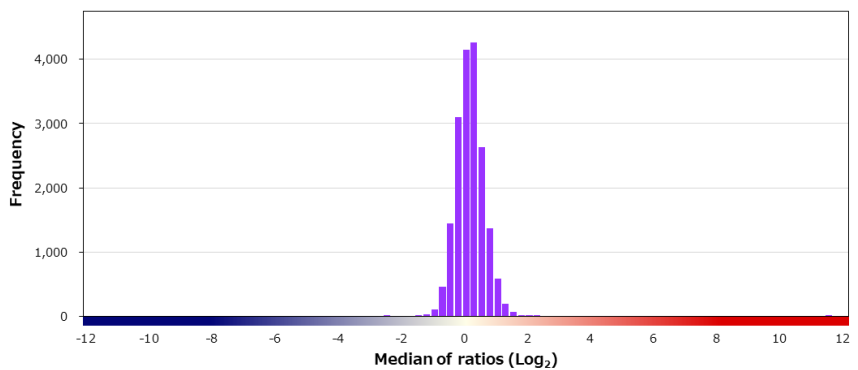
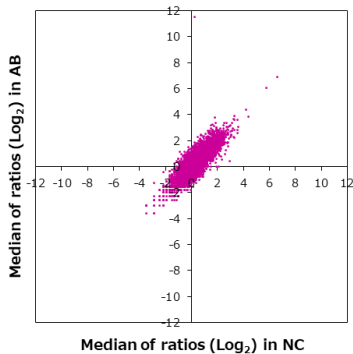
Supplier	Product code		Lot #
Roche	790-4431		F20061
Host	Clonality	Isotype	Clone
Rabbit	Monoclonal		SP33
Applications			
<input type="checkbox"/> WB	<input type="checkbox"/> SW	<input type="checkbox"/> ELISA	<input type="checkbox"/> FCM
<input type="checkbox"/> ICC	<input type="checkbox"/> IF	<input checked="" type="checkbox"/> IHC	<input type="checkbox"/> IP
<input type="checkbox"/> B/N			
Note			

タンパク質マイクロアレイ (18K)

■ 測定値 (Raw データ) 分布

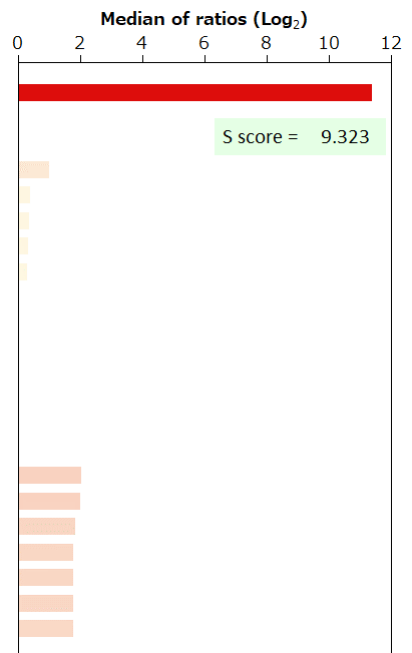


■ 補正值分布



■ 特異性検証

Rank	Gene	Protein	Score
On target			
1	KRT20	NP_061883.1 (S129N)	11.379
Off target			
-	KRT10	NP_000412.3 (H487Y)	1.006
-	KRT7	NP_005547.3 (H186R/G364A)	0.388
-	KRT6C	NP_775109.2 (R182Q)	0.355
-	KRT6A	NP_005545.1	0.336
-	KRT19	NP_002267.2 (A60G)	0.288
-	KRT17	NP_000413.1	-0.003
-	KRT1	NP_006112.3	-0.181
-	KRT6B	NP_005546.2	-0.282
-	KRT18	NP_000215.1	-0.323
-	KRT5	NP_000415.2 (S528G/G543S)	-0.323
-	KRT8	NP_002264.1	-0.397
-	KRT14	NP_000517.2	-0.645
2	MFSD8	NP_689991.1 (A423V)	2.056
3	TP53	NP_001119588.1:p.E153K	2.021
4	FOXO3	NP_001446.1	1.844
5	SMIM5	NP_001156467.1	1.788
6	TAPBPL	NP_060479.3 (M146V/G151R/T165A)	1.786
7	SIRT1	NP_036370.2	1.780
8	PDGFRA	NP_006197.1 (S478P)	1.770

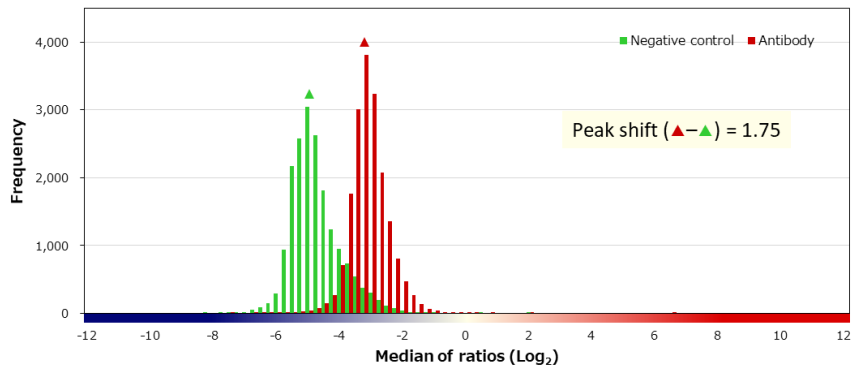
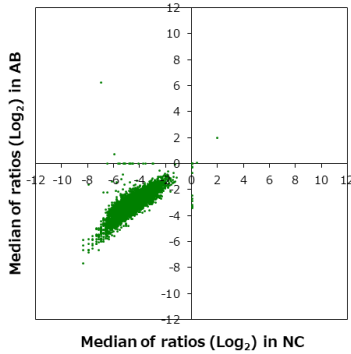


BSA	-	HA peptide	-	6xHis peptide	-	FLAG peptide	-	GST	-	MBP	-	Hemocyanin -KLH	-
-----	---	------------	---	---------------	---	--------------	---	-----	---	-----	---	-----------------	---

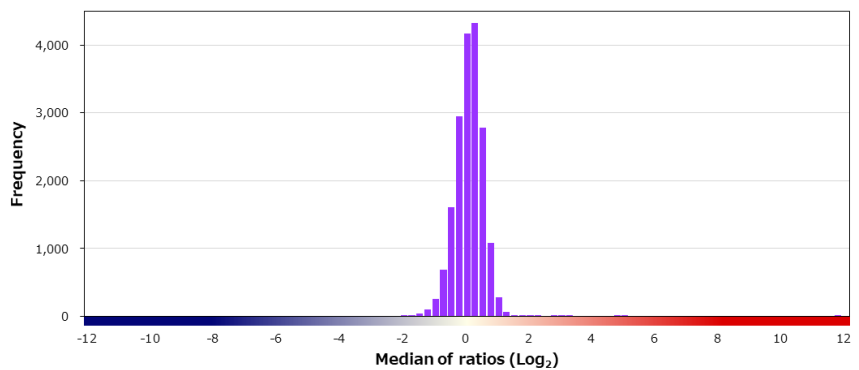
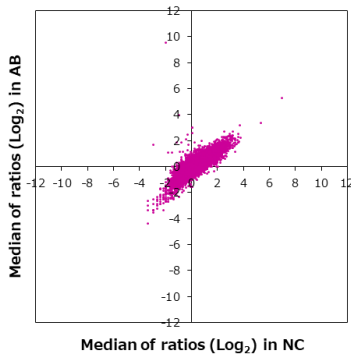
Supplier BPS Bioscience		Product code 71219		Lot # 170628	
Host Human		Clonality Monoclonal		Isotype IgG1	
Applications <input type="checkbox"/> WB <input type="checkbox"/> SW <input type="checkbox"/> ELISA <input type="checkbox"/> FCM <input type="checkbox"/> ICC <input type="checkbox"/> IF <input type="checkbox"/> IHC <input type="checkbox"/> IP <input type="checkbox"/> B/N		Note			

タンパク質マイクロアレイ (18K)

測定値 (Raw データ) 分布

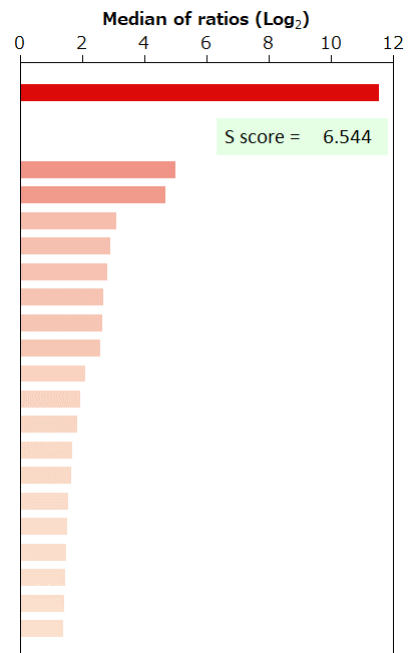


補正值分布



特異性検証

Rank	Gene	Protein	Score
On target			
1	LAG3	NP_002277.4 (I455T)	11.536
Off target			
2	STAR	NP_000340.2	4.992
3	OAZ3	NP_001128411.1 (SCLQCS26-31PASSAP)	4.683
4	CDIPT	NP_006310.1	3.090
5	MAPK11P1L	NP_653179.1	2.915
6	BAG4	NP_004865.1	2.817
7	CDX1	NP_001795.2 (P130R)	2.697
8	CACNA2D1	NP_001289819.1	2.651
9	ZNF397	NP_115723.1	2.603
10	VBP1	NP_003363.1	2.093
11	ZNF75A	NP_694573.1	1.932
12	LDLRAD3	NP_777562.1	1.834
13	ANKS3	NP_597707.1	1.673
14	NBEA	NP_001191126.1	1.650
15	RXRA	NP_002948.1	1.556
16	AMZ2	NP_057711.3 (N30D)	1.522
17	HSPA13	NP_008879.3	1.498
18	CTXN1	NP_996664.1	1.459
19	PIK3CA	NP_006209.2:p.H1047L	1.421
20	GLB1L2	NP_612351.2	1.404

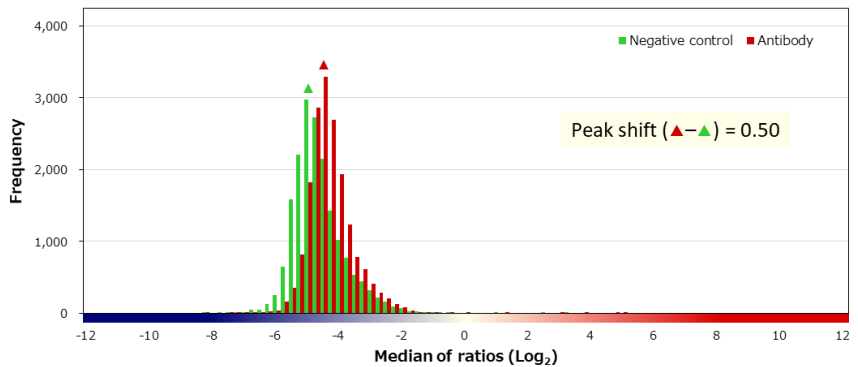
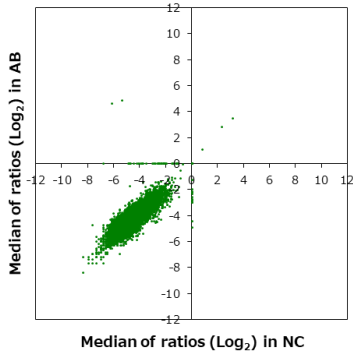


BSA	-	HA peptide	-	6xHis peptide	-	FLAG peptide	-	GST	-	MBP	-	Hemocyanin -KLH	-
-----	---	------------	---	---------------	---	--------------	---	-----	---	-----	---	-----------------	---

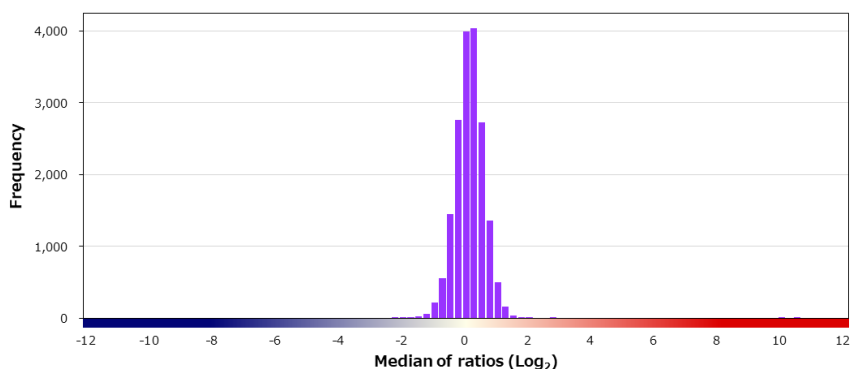
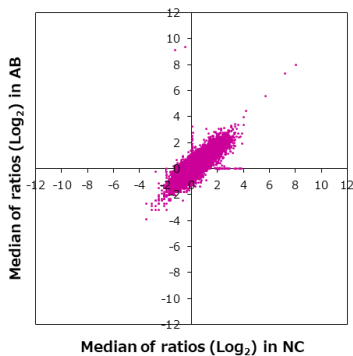
Supplier	Product code		Lot #
Leica	PA0238		66079
Host	Clonality	Isotype	Clone
Mouse	Monoclonal	IgG1	9C4
Applications			
<input type="checkbox"/> WB	<input type="checkbox"/> SW	<input type="checkbox"/> ELISA	<input type="checkbox"/> FCM
<input type="checkbox"/> ICC	<input type="checkbox"/> IF	<input checked="" type="checkbox"/> IHC	<input type="checkbox"/> IP
<input type="checkbox"/> B/N			
Note			

タンパク質マイクロアレイ (18K)

■ 測定値 (Raw データ) 分布

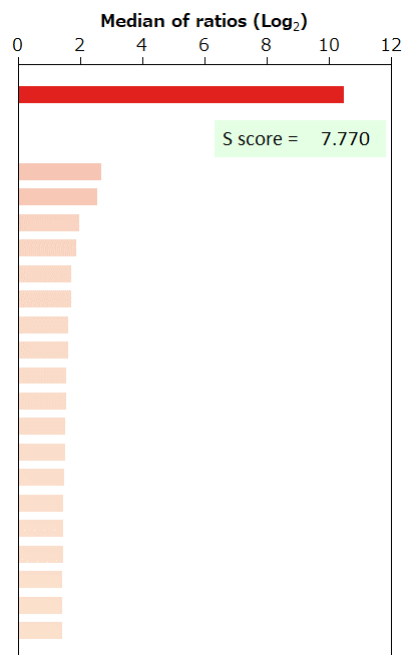


■ 補正值分布



■ 特異性検証

Rank	Gene	Protein	Score
On target			
1	LGALS3	NP_002297.2 (P64H/T98P)	10.462
Off target			
2	ZNF648	NP_001009992.1	2.692
3	CYP2C9	NP_000762.2	2.568
4	GPATCH11	NP_001265434.1	1.984
5	CDH13	NP_001207418.1	1.865
6	UBL4B	NP_981957.1	1.720
7	RAB38	NP_071732.1	1.710
8	HSPA1L	NP_005518.3 (T493M/E602K)	1.625
9	MAT2A	NP_005902.1	1.614
10	ATOH8	NP_116216.2 (L150P)	1.553
11	SLC12A8	NP_078904.3	1.549
12	HRAS	NP_005334.1	1.536
13	CEACAM6	NP_002474.4	1.517
14	ALX3	NP_006483.2	1.490
15	PPM1H	NP_065751.1	1.460
16	PCGF2	NP_009075.1	1.456
17	CDK2AP2	NP_005842.1	1.450
18	KLHL34	NP_695002.1	1.440
19	TP53	NP_001119589.1:p.R116Q	1.439
20	GJA5	NP_005257.2	1.427



BSA	-	HA peptide	-	6xHis peptide	-	FLAG peptide	-	GST	-	MBP	-	Hemocyanin -KLH	-
-----	---	------------	---	---------------	---	--------------	---	-----	---	-----	---	-----------------	---

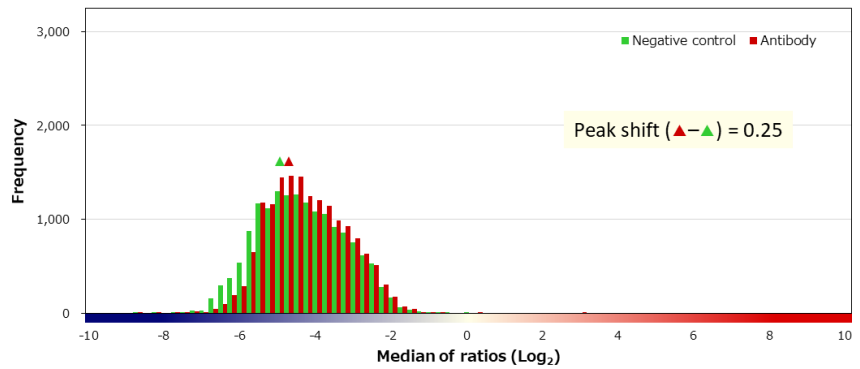
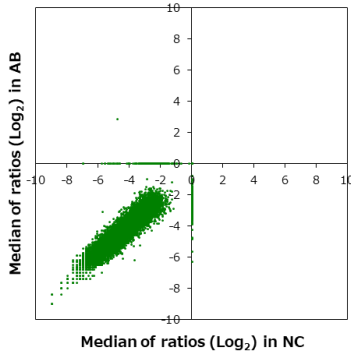
MAP1LC3B

microtubule associated protein 1 light chain 3 beta

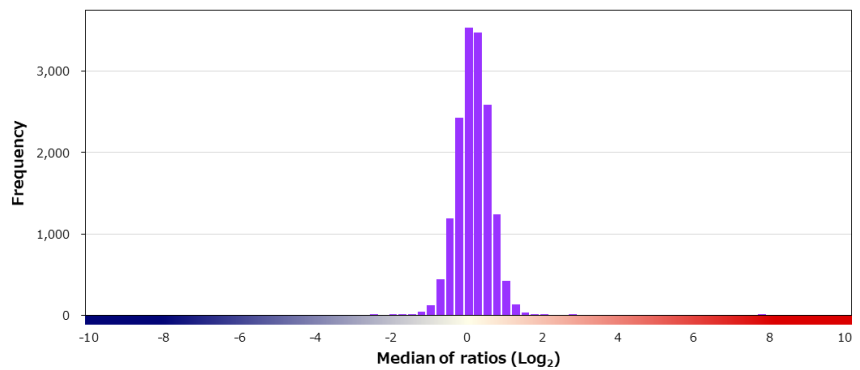
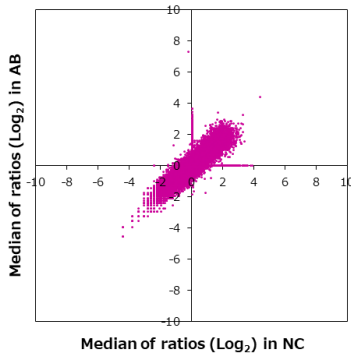
Supplier		Product code		Lot #	
MBL life science		M152-3MS		3	
Host		Clonality		Isotype	
Mouse		Monoclonal		IgG1, kappa	
Applications					
<input checked="" type="checkbox"/> WB	<input type="checkbox"/> SW	<input type="checkbox"/> ELISA	<input checked="" type="checkbox"/> FCM	<input checked="" type="checkbox"/> ICC	<input type="checkbox"/> IF
<input type="checkbox"/> IHC	<input checked="" type="checkbox"/> IP	<input type="checkbox"/> B/N			
Note					

タンパク質マイクロアレイ (18K)

測定値 (Raw データ) 分布

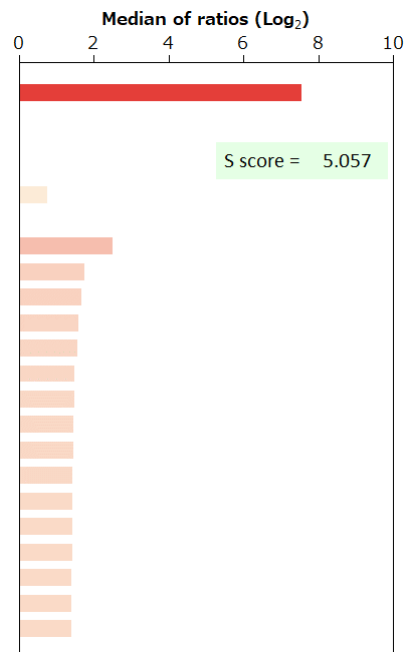


補正值分布



特異性検証

Rank	Gene	Protein	Score
On target			
1	MAP1LC3B	NP_073729.1	7.557
-	MAP1LC3B2	NP_001078950.1	N/A
Off target			
-	MAP1LC3C	NP_001004343.1	0.753
-	MAP1LC3A	NP_115903.1	-0.110
2	IFNB1	NP_002167.1	2.500
3	NARS2	NP_078954.4 (N87T)	1.758
4	POTED	NP_778146.2	1.679
5	ANKUB1	NP_001302435.1	1.598
6	SOX7	NP_113627.1	1.568
7	ANGPTL4	NP_647475.1	1.486
8	DYNC1I2	NP_001369.1	1.475
9	TCP11	Q8WWU5-1	1.465
10	PGLYRP4	NP_065126.2 (I13L/G192V)	1.463
11	CSF1	NP_000748.3	1.440
12	CYP2F1	NP_000765.2 (S38P/D218N)	1.435
13	FOXRED1	NP_060017.1	1.434
14	CEACAM5	NP_004354.3 (T210S)	1.421
15	ZNF492	NP_065906.1	1.418
16	CT55	NP_060333.1	1.414
17	RAB10	NP_057215.3	1.405



BSA	-	HA peptide	-	6xHis peptide	-	FLAG peptide	-
-----	---	------------	---	---------------	---	--------------	---

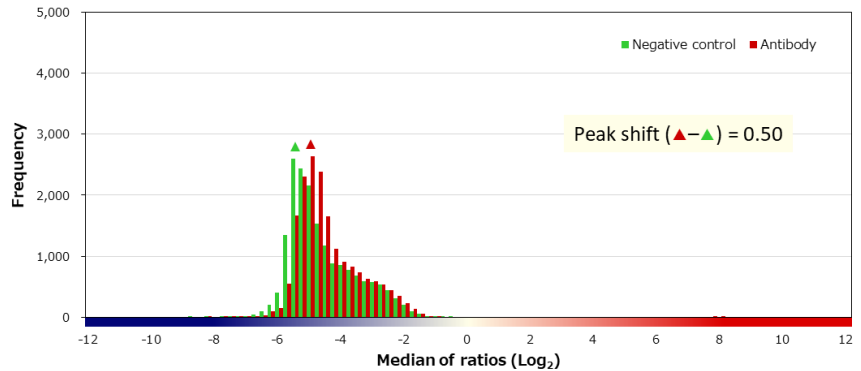
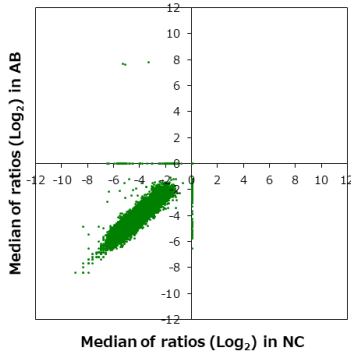
MAP1LC3A/B

microtubule associated protein 1 light chain 3 alpha/beta

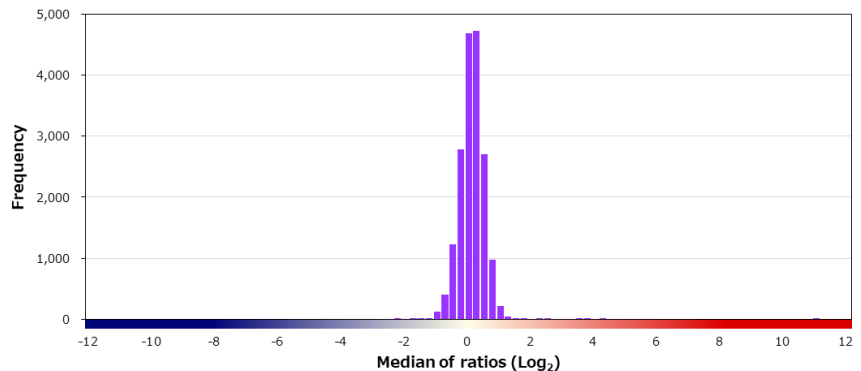
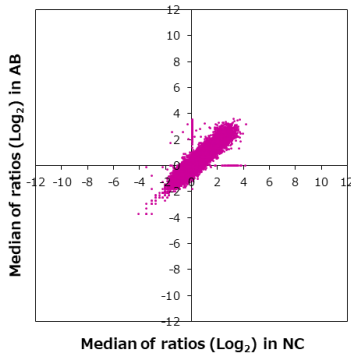
Supplier Cell Signaling Technology		Product code 12741S	Lot # 3
Host Rabbit	Clonality Monoclonal	Isotype IgG	Clone D3U4C
Applications <input checked="" type="checkbox"/> WB <input type="checkbox"/> SW <input type="checkbox"/> ELISA <input checked="" type="checkbox"/> FCM <input type="checkbox"/> ICC <input type="checkbox"/> IF <input checked="" type="checkbox"/> IHC <input type="checkbox"/> IP <input type="checkbox"/> B/N			
Note			

タンパク質マイクロアレイ (18K)

測定値 (Raw データ) 分布

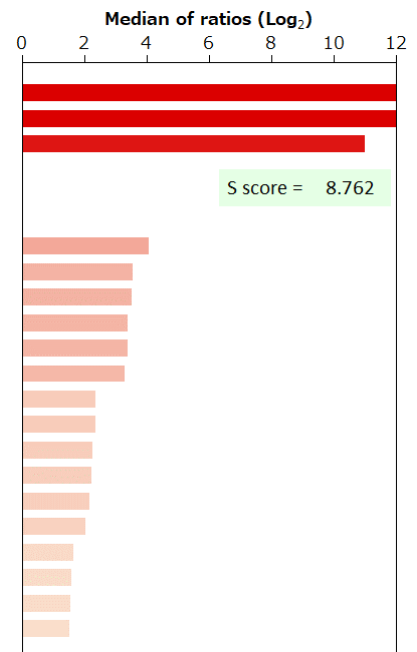


補正值分布



特異性検証

Rank	Gene	Protein	Score
On target			
1	MAP1LC3B	NP_073729.1	12.838
2	MAP1LC3A	NP_115903.1	12.624
3	MAP1LC3B2	NP_001078950.1	10.992
Off target			
-	MAP1LC3C	NP_001004343.1	-1.581
4	TMEM52B	NP_694567.1	4.076
5	C6orf62	NP_112201.1	3.539
6	STK17B	NP_004217.1	3.509
7	APBB2	NP_001159523.1	3.408
8	GBA2	NP_065995.1	3.379
9	SHBG	NP_001276044.1	3.300
10	COA4	XP_016873372.1	2.374
11	CTSK	NP_000387.1	2.358
12	MGAT3	NP_002400.3	2.272
13	AGPAT3	NP_064517.1	2.221
14	CAPN8	NP_001137434.1	2.156
15	OR1J4	NP_001004452.1	2.057
16	KDR	NP_002244.1 (Y101C/Q472H/K611R)	1.664
17	BEND2	NP_699177.2 (F154L)	1.581
18	CC2D1A	NP_060191.3	1.569
19	DDX20	NP_009135.4	1.518

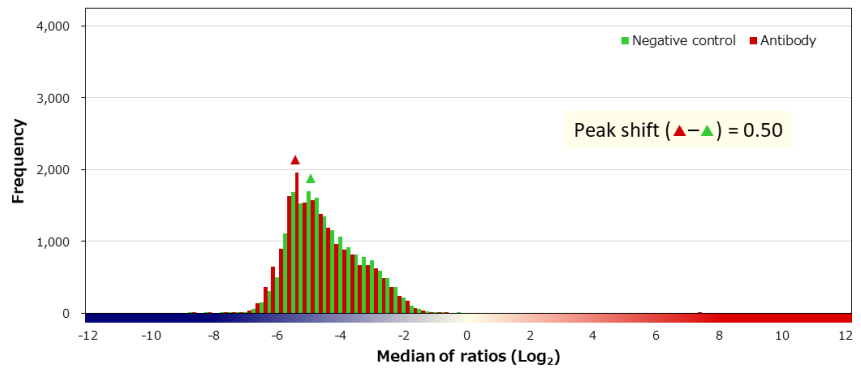
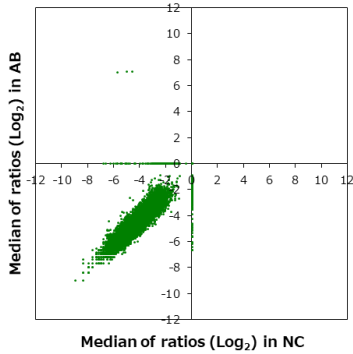


BSA	-	HA peptide	-	6xHis peptide	-	FLAG peptide	-
-----	---	------------	---	---------------	---	--------------	---

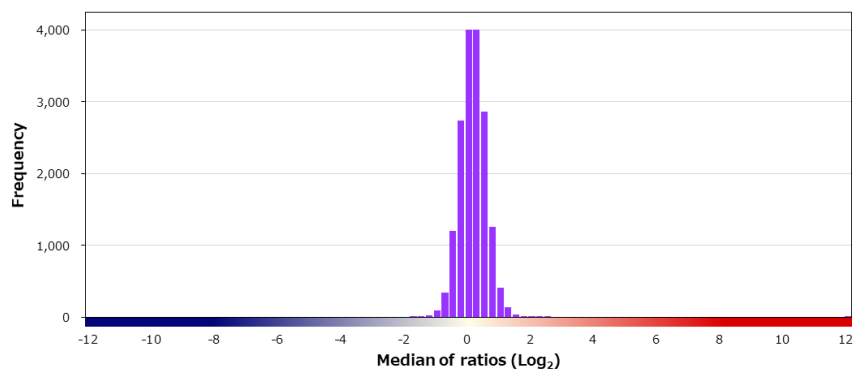
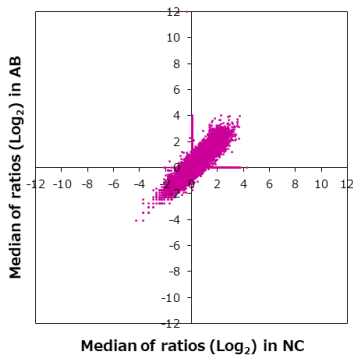
Supplier Cell Signaling Technology		Product code 12671S	Lot # 1
Host Rabbit	Clonality Monoclonal	Isotype IgG	Clone D2R10
Applications <input checked="" type="checkbox"/> WB <input type="checkbox"/> SW <input type="checkbox"/> ELISA <input type="checkbox"/> FCM <input type="checkbox"/> ICC <input type="checkbox"/> IF <input checked="" type="checkbox"/> IHC <input type="checkbox"/> IP <input type="checkbox"/> B/N			
Note			

タンパク質マイクロアレイ (18K)

■ 測定値 (Raw データ) 分布

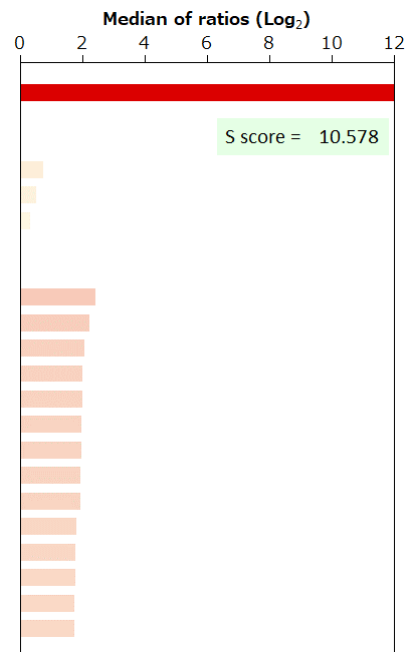


■ 補正值分布



■ 特異性検証

Rank	Gene	Protein	Score
On target			
1	MAP2K1	NP_002746.1	13.017
Off target			
-	MAP2K4	NP_003001.1 (S16R)	0.754
-	MAP2K3	NP_659731.1	0.523
-	MAP2K2	NP_109587.1	0.335
-	MAP2K7	NP_660186.1	-0.216
-	MAP2K6	NP_002749.2	-0.481
2	CSGALNACT2	NP_061060.3	2.439
3	PLVAP	NP_112600.1	2.239
4	KLHL41	O60662-2	2.083
5	IP6K1	NP_695005.1	2.022
6	FABP3	NP_004093.1	2.005
7	OR1J2	NP_473448.1 (R165Q)	1.980
8	PPP1R15A	NP_055145.3	1.968
9	GCSAM	NP_001177188.1	1.951
10	TGIF1	NP_733796.2	1.948
11	RABEP1	NP_004694.2	1.812
12	LMBRD2	NP_001007528.1	1.777
13	SMCO3	NP_001013720.2	1.768
14	HNRNPL	NP_001524.2	1.764
15	SBF1	NP_002963.2	1.758

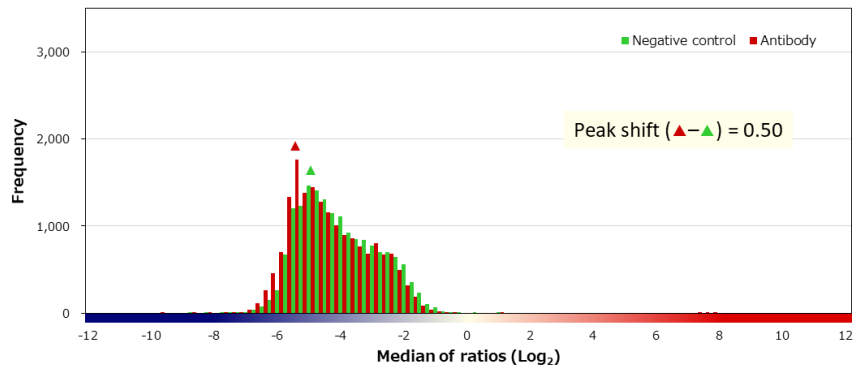
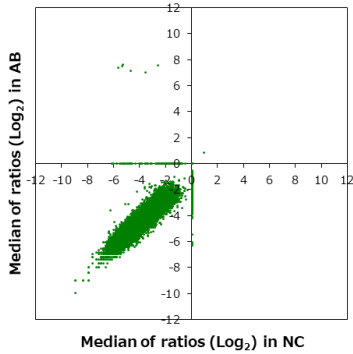


BSA	-	HA peptide	-	6xHis peptide	-	FLAG peptide	-
-----	---	------------	---	---------------	---	--------------	---

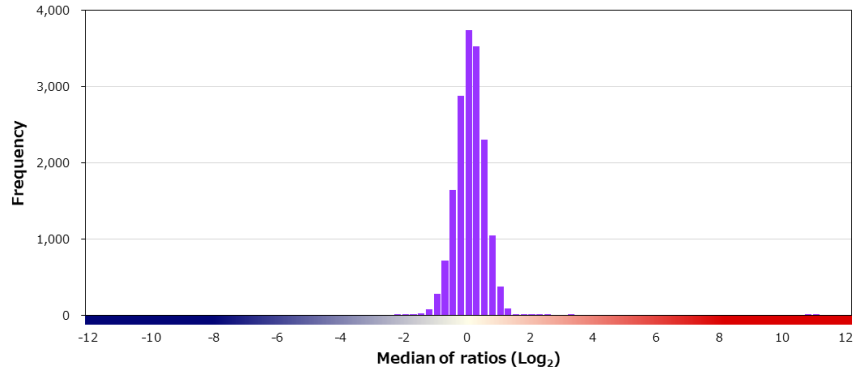
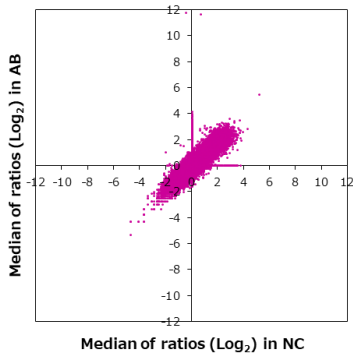
Supplier Cell Signaling Technology		Product code 4694S	Lot # 2
Host Mouse	Clonality Monoclonal	Isotype IgG1	Clone L38C12
Applications <input checked="" type="checkbox"/> WB <input type="checkbox"/> SW <input type="checkbox"/> ELISA <input checked="" type="checkbox"/> FCM <input type="checkbox"/> ICC <input type="checkbox"/> IF <input checked="" type="checkbox"/> IHC <input checked="" type="checkbox"/> IP <input type="checkbox"/> B/N			
Note			

タンパク質マイクロアレイ (18K)

■ 測定値 (Raw データ) 分布

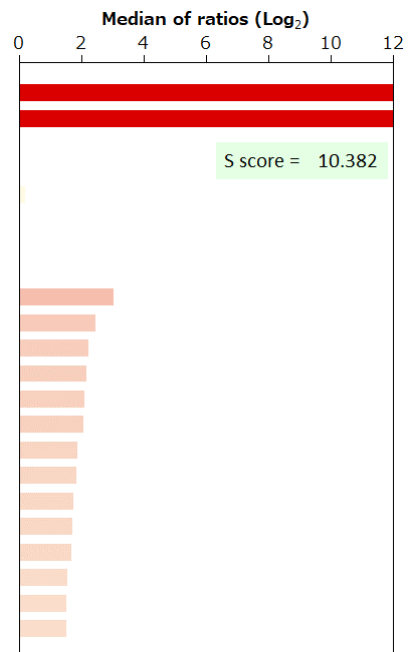


■ 補正值分布



■ 特異性検証

Rank	Gene	Protein	Score
On target			
1	MAP2K1	NP_002746.1	13.415
2	MAP2K2	NP_109587.1	13.365
Off target			
-	MAP2K6	NP_002749.2	0.192
-	MAP2K7	NP_660186.1	0.054
-	MAP2K3	NP_659731.1	-0.472
-	MAP2K4	NP_003001.1 (S16R)	-0.887
3	GTPBP1	NP_004277.2	3.033
4	ALPPL2	NP_112603.2 (L316R)	2.454
5	CGGBP1	NP_003654.3	2.226
6	ALS2CR11	NP_001161688.1 (H376Q)	2.177
7	SIRT1	NP_036370.2	2.099
8	HDAC3	NP_003874.2	2.086
9	LENG9	NP_945339.2	1.890
10	TBCCD1	NP_060608.1	1.835
11	BCL7A	NP_001019979.1	1.766
12	RAB24	NP_570137.2	1.732
13	RPS19BP1	NP_919307.1	1.690
14	CDC45	NP_001171482.1	1.546
15	LSMEM1	NP_872403.1	1.523
16	RWDD1	NP_057036.2	1.520

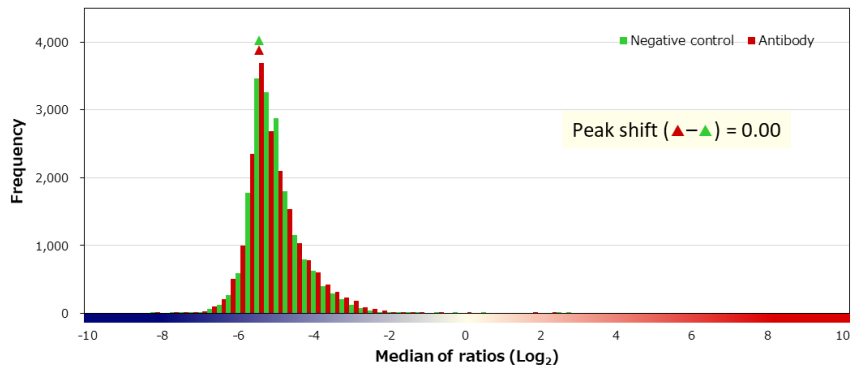
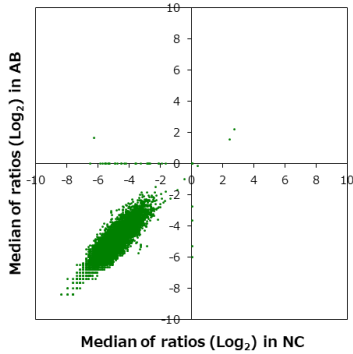


BSA	-	HA peptide	-	6xHis peptide	-	FLAG peptide	-
-----	---	------------	---	---------------	---	--------------	---

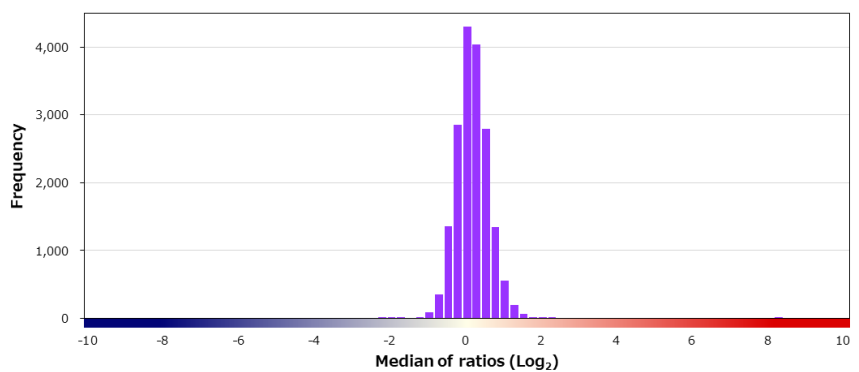
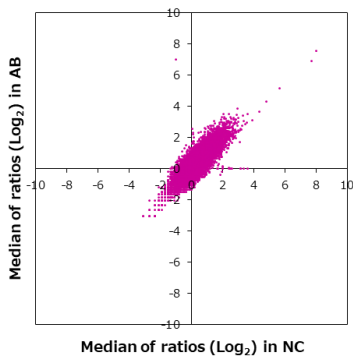
Supplier	Product code		Lot #
Leica	PA0727		65158
Host	Clonality	Isotype	Clone
Mouse	Monoclonal	IgG1	MYO18
Applications			
<input type="checkbox"/> WB	<input type="checkbox"/> SW	<input type="checkbox"/> ELISA	<input type="checkbox"/> FCM
<input type="checkbox"/> ICC	<input type="checkbox"/> IF	<input checked="" type="checkbox"/> IHC	<input type="checkbox"/> IP
<input type="checkbox"/> B/N			
Note			

タンパク質マイクロアレイ (18K)

測定値 (Raw データ) 分布

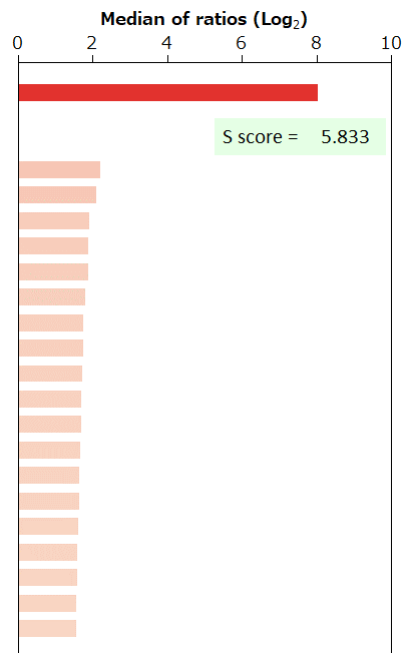


補正值分布



特異性検証

Rank	Gene	Protein	Score
On target			
1	MB	NP_005359.1	8.037
Off target			
2	ZNF598	NP_835461.2 (M637T)	2.204
3	GAB3	NP_001269212.1	2.106
4	FLT3	NP_004110.2	1.928
5	TMEM8A	NP_067082.2 (T136A/I310V)	1.888
6	SLC4A1	NP_000333.1	1.881
7	CAMK4	NP_001735.1	1.817
8	GTPBP6	NP_036359.3	1.764
9	C6orf10	NP_006772.3	1.763
10	COL6A2	NP_001840.3 (S399N)	1.721
11	PDSS1	NP_055132.2	1.695
12	ZMYM3	NP_001164634.1	1.692
13	CLEC2D	NP_001004419.1	1.665
14	TNP1	NP_003275.1	1.649
15	CHST2	NP_004258.2 (A139T)	1.644
16	PPP2R1A	NP_055040.2	1.623
17	PPP1R12B	NP_001161330.1	1.607
18	CATSPER2	NP_001269239.1	1.600
19	HSPA1A	NP_005336.3	1.573
20	KIF23	NP_004847.2	1.568

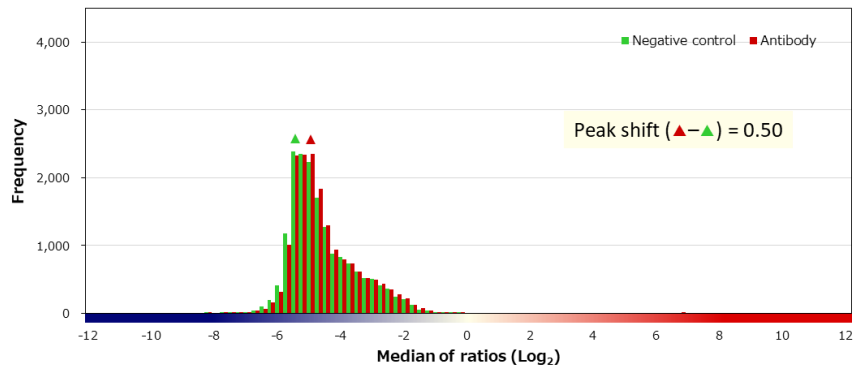
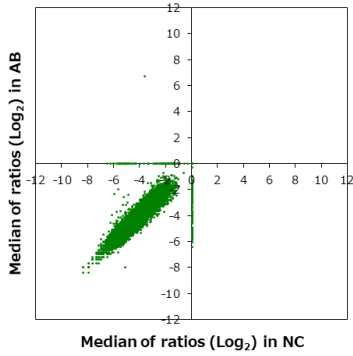


BSA	-	HA peptide	-	6xHis peptide	-	FLAG peptide	-	GST	-	MBP	-	Hemocyanin -KLH	-
-----	---	------------	---	---------------	---	--------------	---	-----	---	-----	---	-----------------	---

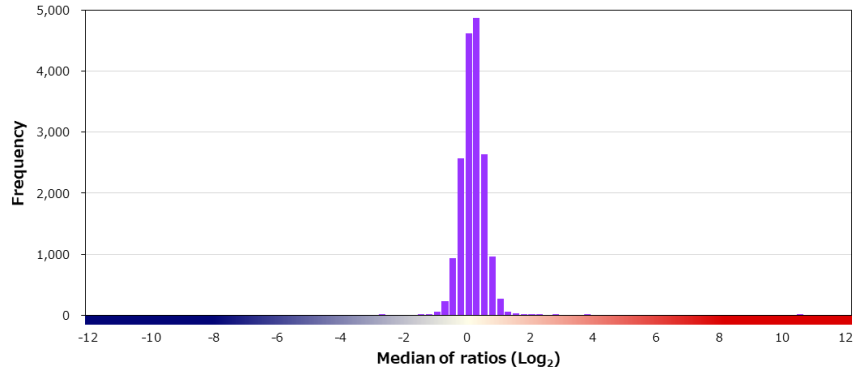
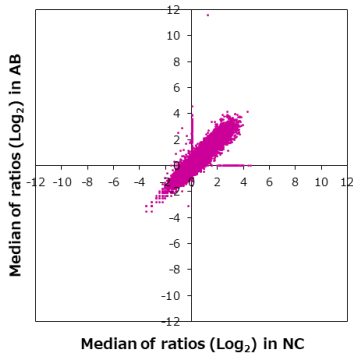
Supplier ニチレイバイオサイエンス	Product code 412521	Lot # H1503
Host Rabbit	Clonality Polyclonal	Isotype Clone
Applications <input type="checkbox"/> WB <input type="checkbox"/> SW <input type="checkbox"/> ELISA <input type="checkbox"/> FCM <input type="checkbox"/> ICC <input type="checkbox"/> IF <input checked="" type="checkbox"/> IHC <input type="checkbox"/> IP <input type="checkbox"/> B/N		
Note		

タンパク質マイクロアレイ (18K)

測定値 (Raw データ) 分布

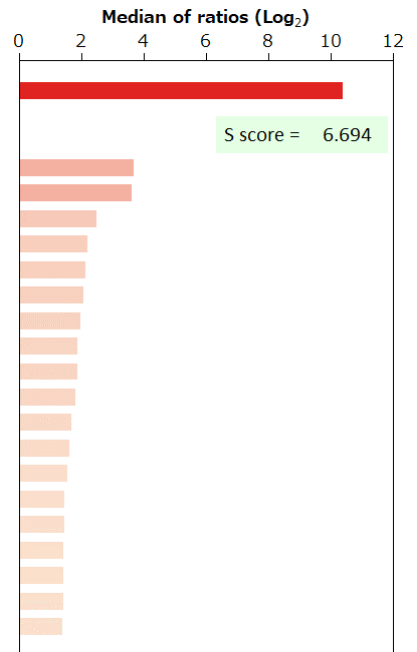


補正值分布



特異性検証

Rank	Gene	Protein	Score
On target			
1	MB	NP_005359.1	10.367
Off target			
2	SYT8	Q8NBV8-1 (C120R)	3.673
3	LRIF1	NP_001006946.1	3.632
4	SH2D2A	NP_001154913.1 (N52S)	2.507
5	GPN1	NP_001138520.1	2.204
6	LDLOC1	NP_036449.1	2.130
7	IFT57	NP_060480.1	2.082
8	SCG2	NP_003460.2	1.978
9	ZMAT2	NP_653324.1	1.893
10	SPIN2A	NP_061876.3	1.871
11	PLSCR1	NP_066928.1	1.829
12	EEF1AKMT1	NP_777588.1	1.693
13	EIF3E	NP_001559.1	1.614
14	MRPL24	NP_078816.2	1.555
15	SH2D4A	NP_071354.2	1.478
16	SIDT1	NP_060169.2	1.447
17	ABRACL	NP_067066.1	1.439
18	SERPINA12	NP_776249.1	1.426
19	SNX7	NP_057060.2	1.418
20	MYL9	NP_006088.2	1.412

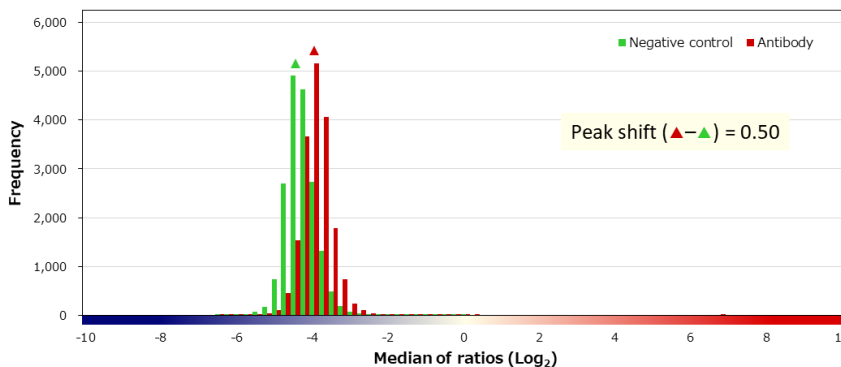
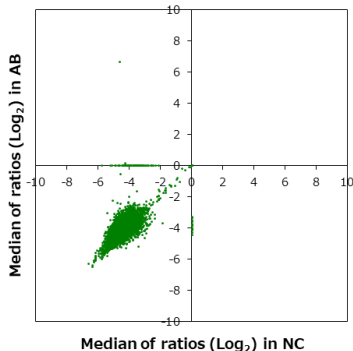


BSA	-	HA peptide	-	6xHis peptide	-	FLAG peptide	-
-----	---	------------	---	---------------	---	--------------	---

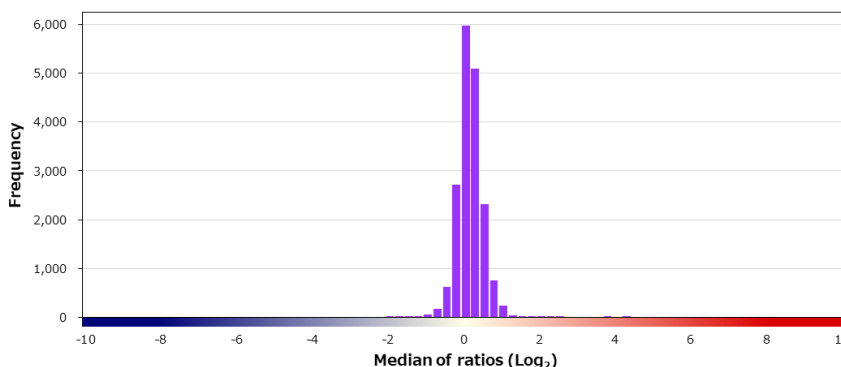
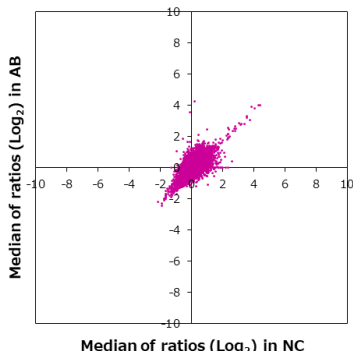
Supplier Cell Signaling Technology		Product code 6891P	Lot # 1
Host Rabbit	Clonality Monoclonal	Isotype IgG	Clone D45B1
Applications <input checked="" type="checkbox"/> WB <input type="checkbox"/> SW <input type="checkbox"/> ELISA <input type="checkbox"/> FCM <input type="checkbox"/> ICC <input checked="" type="checkbox"/> IF <input type="checkbox"/> IHC <input type="checkbox"/> IP <input type="checkbox"/> B/N			
Note			

タンパク質マイクロアレイ (18K)

■ 測定値 (Raw データ) 分布

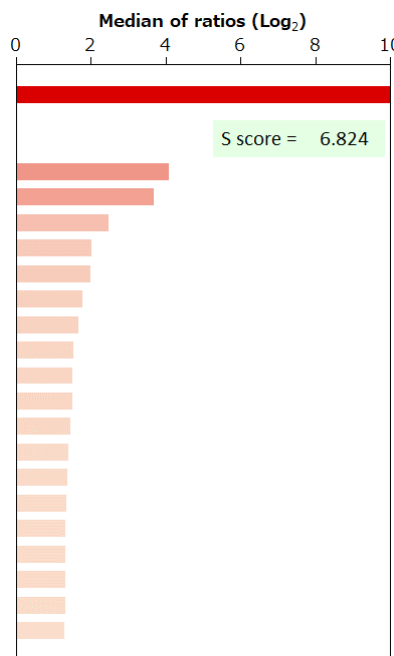


■ 補正值分布



■ 特異性検証

Rank	Gene	Protein	Score
On target			
1	MEN1	O00255-3 (T506A)	10.919
Off target			
2	MRPS9	NP_872578.1	4.095
3	OR1J4	NP_001004452.1	3.676
4	GIMAP4	NP_060796.1	2.466
5	ATF6B	NP_004372.3	2.027
6	SLC45A2	NP_001012527.1	1.985
7	TECPR1	Q7Z6L1-3	1.786
8	AP1AR	NP_061039.3	1.678
9	EPB41L1	NP_001245259.1	1.529
10	PDE6A	NP_000431.2	1.517
11	C1QTNF5	NP_056460.1	1.514
12	CACNB4	NP_001005746.1	1.471
13	TDRD6	NP_001161831.1	1.393
14	SWAP70	NP_055870.2 (Q505E)	1.369
15	SEPT12	NP_653206.2	1.346
16	SPECC1L	NP_056145.4	1.339
17	KIF5B-ALK	K24;A20	1.336
18	ZBTB18	NP_991331.1	1.325
19	LDLRAP1	NP_056442.2	1.318
20	EYA2	NP_005235.3	1.293

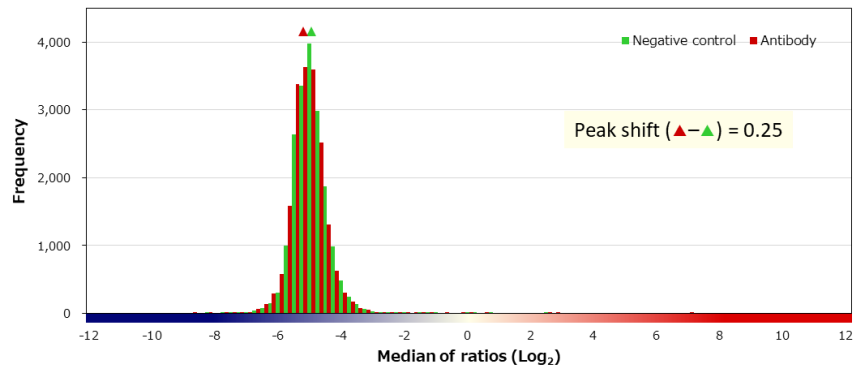
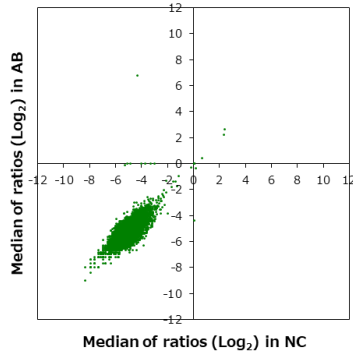


BSA	-	HA peptide	-	6xHis peptide	-	FLAG peptide	-
-----	---	------------	---	---------------	---	--------------	---

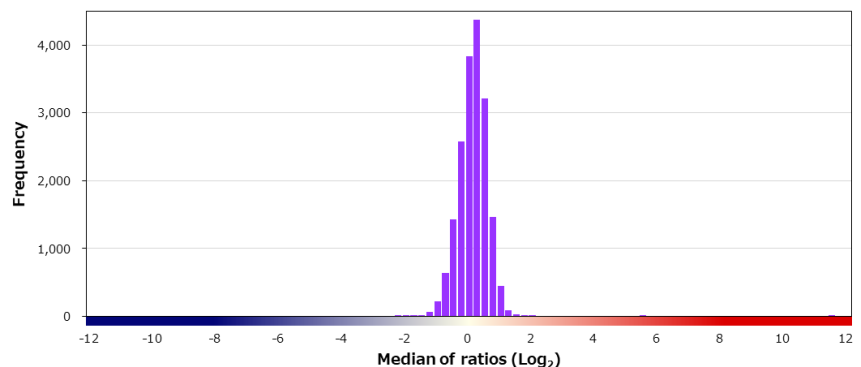
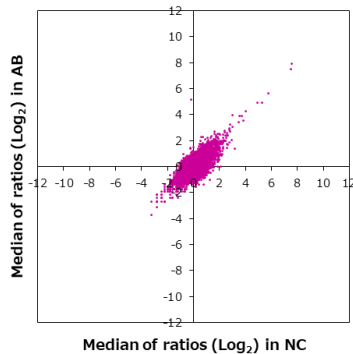
Supplier	Product code		Lot #
Leica	NCL-L-MITF		6072870
Host	Clonality	Isotype	Clone
Mouse	Monoclonal	IgG1, kappa	34CA5
Applications			
<input type="checkbox"/> WB	<input type="checkbox"/> SW	<input type="checkbox"/> ELISA	<input type="checkbox"/> FCM
<input type="checkbox"/> ICC	<input type="checkbox"/> IF	<input checked="" type="checkbox"/> IHC	<input type="checkbox"/> IP
<input type="checkbox"/> B/N			
Note			

タンパク質マイクロアレイ (18K)

測定値 (Raw データ) 分布

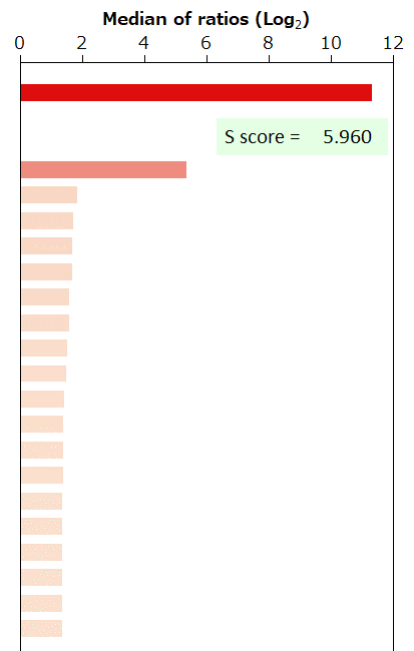


補正值分布



特異性検証

Rank	Gene	Protein	Score
On target			
1	MITF	NP_937802.1	11.323
Off target			
2	TFE3	NP_006512.2	5.363
3	BRSK2	NP_001243559.1	1.836
4	LCN15	NP_976222.1 (S152A/K164E)	1.720
5	HINT3	NP_612638.3 (G36A)	1.700
6	ODF2	NP_001229281.1	1.680
7	CALB1	NP_004920.1	1.600
8	ARID5A	NP_997646.1	1.576
9	DGKG	NP_001337.2 (T142S/R316K)	1.514
10	DPP9-AS1	NP_001229830.1	1.493
11	FABP4	NP_001433.1	1.438
12	STON1-GTF2A1L	NP_758515.1	1.411
13	YAP1	NP_001123617.1	1.398
14	TP53	NP_001263625.1:p.V177M	1.389
15	DNER	NP_620711.3 (P433L)	1.370
16	ACOT6	NP_001032239.1	1.368
17	HOXA10	P31260-2	1.358
18	CMC2	NP_064573.1	1.358
18	SMIM13	NP_001129047.1	1.358
18	PLEKHA8P1	O95397	1.358

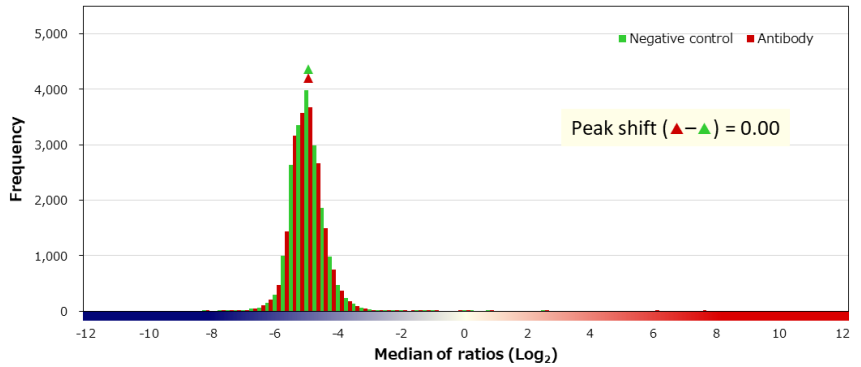
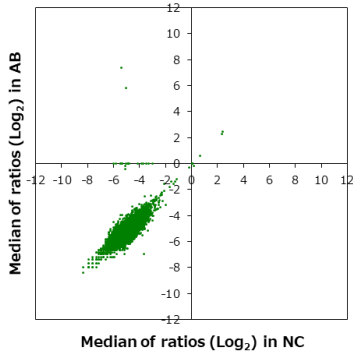


BSA	-	HA peptide	-	6xHis peptide	-	FLAG peptide	-	GST	-	MBP	-	Hemocyanin -KLH	-
-----	---	------------	---	---------------	---	--------------	---	-----	---	-----	---	-----------------	---

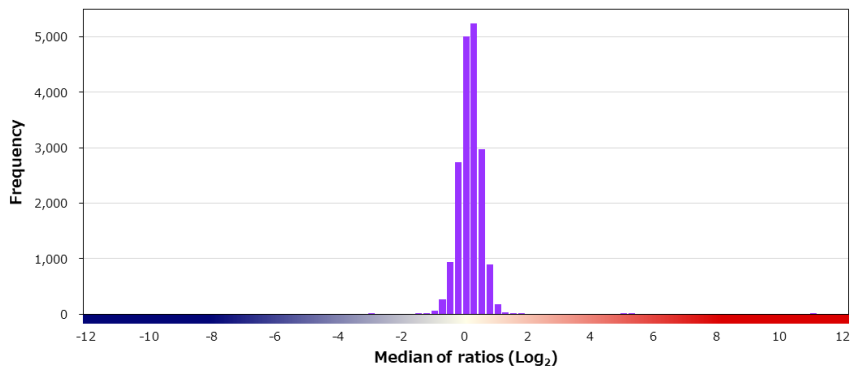
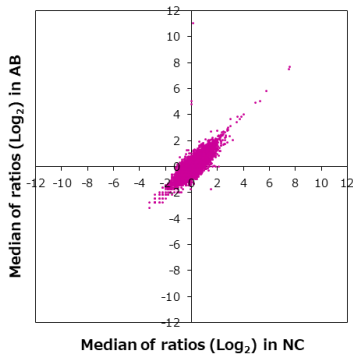
Supplier	Leica		Product code	NCL-L-MelanA	Lot #	6074642	
Host	Mouse	Clonality	Monoclonal	Isotype	IgG1	Clone	A103
Applications	<input type="checkbox"/> WB <input type="checkbox"/> SW <input type="checkbox"/> ELISA <input type="checkbox"/> FCM <input type="checkbox"/> ICC <input type="checkbox"/> IF <input checked="" type="checkbox"/> IHC <input type="checkbox"/> IP <input type="checkbox"/> B/N						
Note							

タンパク質マイクロアレイ (18K)

■ 測定値 (Raw データ) 分布

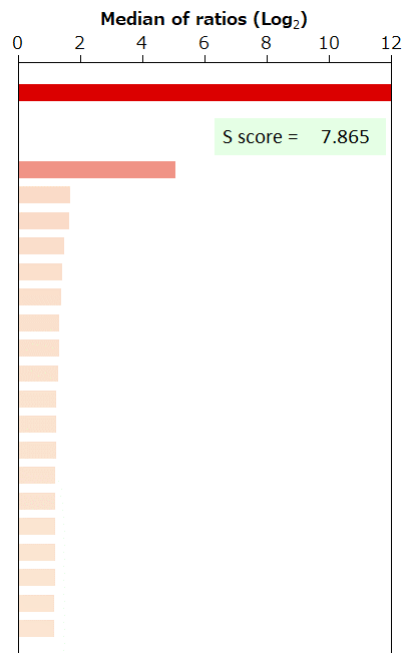


■ 補正值分布



■ 特異性検証

Rank	Gene	Protein	Score
On target			
1	MLANA	NP_005502.1	12.926
Off target			
2	IP6K2	NP_057375.2	5.061
3	FABP4	NP_001433.1	1.677
4	CRIP1	NP_001302.1	1.655
5	HINT3	NP_612638.3 (G36A)	1.507
6	VRTN	NP_060698.2	1.427
7	EIF3B	NP_003742.2 (S64P)	1.386
8	TP53	NP_001263625.1:p.V177M	1.346
9	TIGD6	NP_112215.1	1.325
10	ZNF347	NP_001166145.1 (N265D)	1.290
11	KDM5C	NP_004178.2	1.236
12	ANKHD1	NP_078944.2	1.229
13	ATF7IP	NP_851997.1 (N356I/K538R)	1.221
14	PHLDB2	NP_001127910.1	1.214
15	PLEKHA8P1	O95397	1.207
16	TWINK	NP_068602.2	1.203
17	EPS15	NP_001972.1	1.199
18	ACOT6	NP_001032239.1	1.196
19	RMND5A	NP_073617.1	1.166
20	LIN28B	NP_001004317.1	1.162

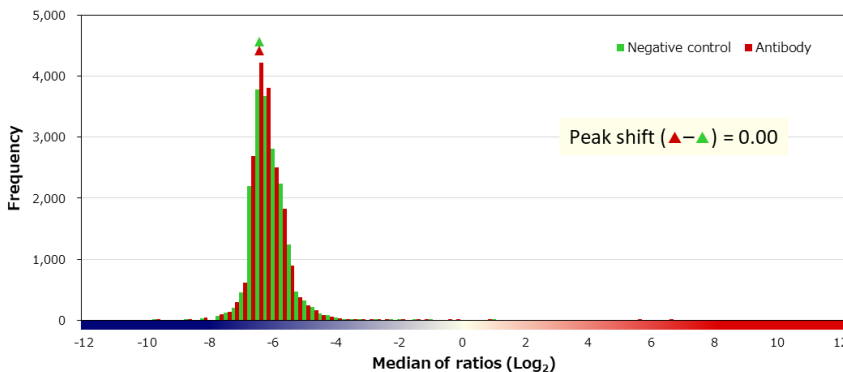
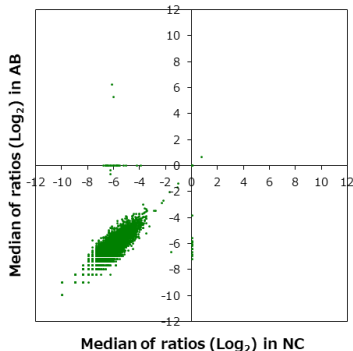


BSA	-	HA peptide	-	6xHis peptide	-	FLAG peptide	-	GST	-	MBP	-	Hemocyanin -KLH	-
-----	---	------------	---	---------------	---	--------------	---	-----	---	-----	---	-----------------	---

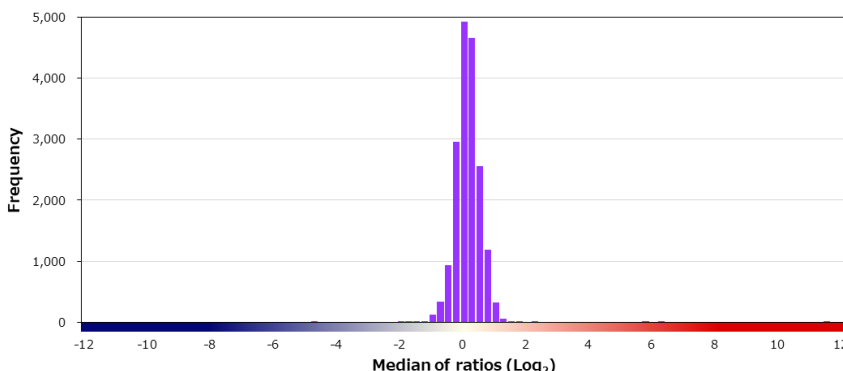
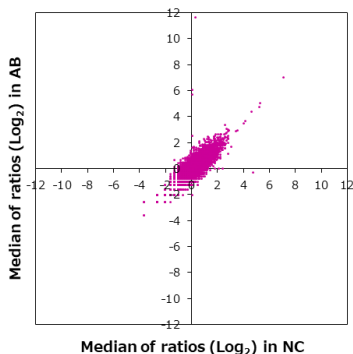
Supplier	Roche		Product code	790-2990		Lot #	F20901		
Host	Mouse		Clonality	Monoclonal		Isotype	IgG1		
Applications	<input type="checkbox"/> WB	<input type="checkbox"/> SW	<input type="checkbox"/> ELISA	<input type="checkbox"/> FCM	<input type="checkbox"/> ICC	<input type="checkbox"/> IF	<input checked="" type="checkbox"/> IHC	<input type="checkbox"/> IP	<input type="checkbox"/> B/N
Note									

タンパク質マイクロアレイ (18K)

測定値 (Raw データ) 分布

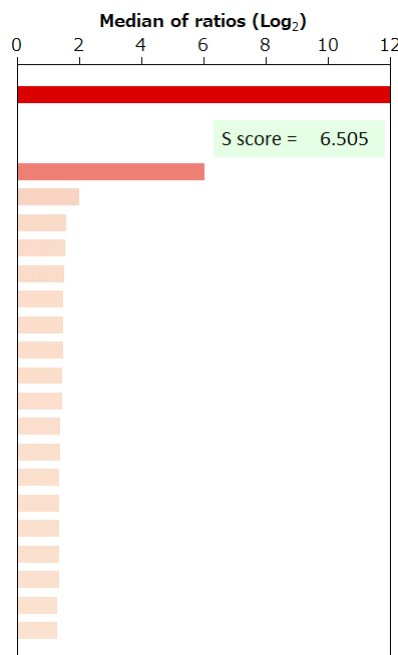


補正值分布



特異性検証

Rank	Gene	Protein	Score
On target			
1	MLANA	NP_005502.1	12.523
Off target			
2	IP6K2	NP_057375.2	6.018
3	SRGN	NP_002718.2 (R31Q)	2.011
4	AKAP5	NP_004848.3 (T203I)	1.594
5	PLEKHO2	NP_001181988.1	1.563
6	DGCR2	NP_005128.1	1.538
7	ZMIZ2	NP_113637.3	1.500
7	TMCO3	NP_060375.4	1.500
9	CYLC2	NP_001331.1	1.487
10	TP53	NP_001119590.1:p.C137Y	1.477
11	CRTC2	NP_859066.1	1.464
12	CCDC172	NP_940917.1	1.407
13	RDH14	NP_065956.1	1.392
14	NF2	NP_000259.1 (M77I)	1.375
15	UCHL3	NP_005993.1	1.365
15	KIAA0895	NP_001186637.1	1.365
17	CDKN2AIP	NP_060102.1	1.358
17	SOHLH1	NP_001012415.2 (P269S)	1.358
19	ZNF575	NP_777605.1	1.307
19	CYB561	NP_001906.3	1.307

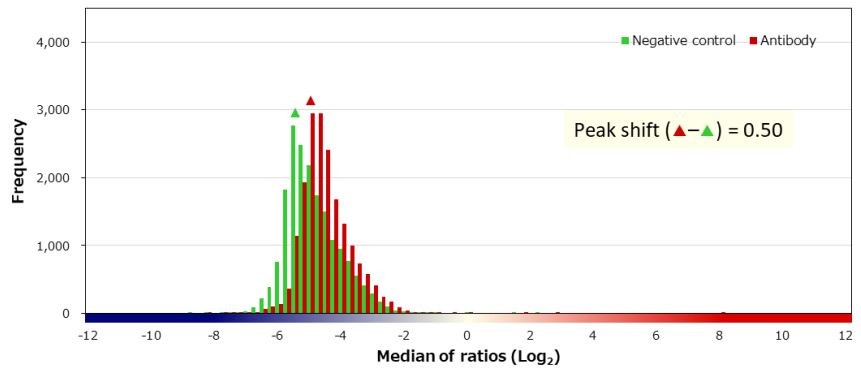
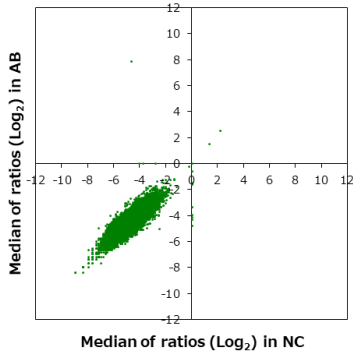


BSA	-	HA peptide	-	6xHis peptide	-	FLAG peptide	-	GST	-	MBP	-	Hemocyanin -KLH	-
-----	---	------------	---	---------------	---	--------------	---	-----	---	-----	---	-----------------	---

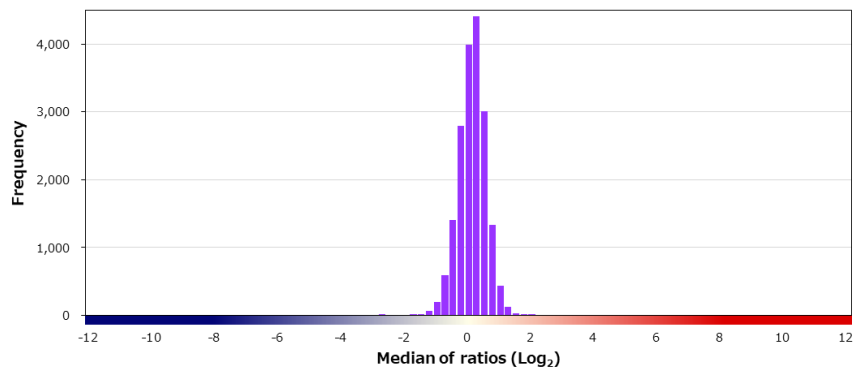
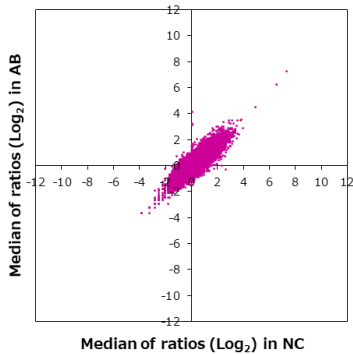
Supplier ニチレイバイオサイエンス		Product code 413381	Lot # H1606
Host Mouse	Clonality Monoclonal	Isotype IgG2b	Clone M2-7C10
Applications <input type="checkbox"/> WB <input type="checkbox"/> SW <input type="checkbox"/> ELISA <input type="checkbox"/> FCM <input type="checkbox"/> ICC <input type="checkbox"/> IF <input checked="" type="checkbox"/> IHC <input type="checkbox"/> IP <input type="checkbox"/> B/N			
Note			

タンパク質マイクロアレイ (18K)

■ 測定値 (Raw データ) 分布

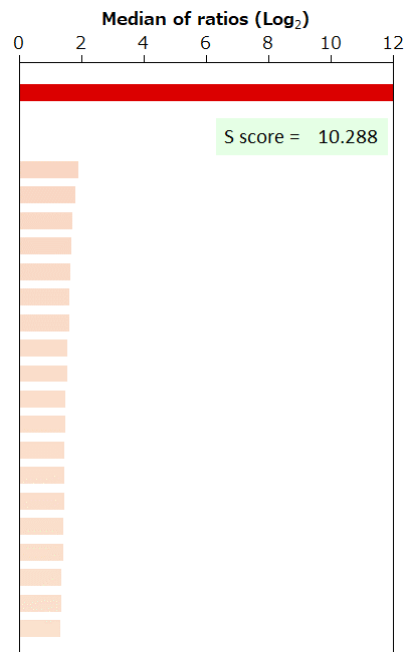


■ 補正值分布



■ 特異性検証

Rank	Gene	Protein	Score
On target			
1	MLANA	NP_005502.1	12.190
Off target			
2	CHI3L2	NP_003991.2 (A182V)	1.902
3	C16orf59	Q7L2K0-2	1.818
4	TP53	NP_001263625.1:p.E246K	1.721
5	ANAPC16	NP_775744.1	1.690
6	PCCB	NP_000523.2	1.646
7	EIF2D	NP_008824.2	1.625
8	ZNF385A	NP_056296.1	1.625
9	PPP1R32	NP_659454.2	1.573
10	CCNT2	NP_490595.1	1.571
11	SSX2IP	NP_054740.3 (C578R)	1.492
12	EXD2	NP_060669.1	1.483
13	CRISP3	P54108-1	1.473
14	MAGEA2/MAGEA2B	NP_005352.1/NP_705692.1	1.473
15	ANXA2R	NP_001014301.1 (Q119R)	1.451
16	FGF7	NP_002000.1	1.440
17	GLUD1	NP_005262.1	1.426
18	ELAVL3	NP_001411.2	1.380
19	SLC43A2	NP_689559.1	1.362
20	AFAP1L2	XP_016872297.1 (G155R)	1.332

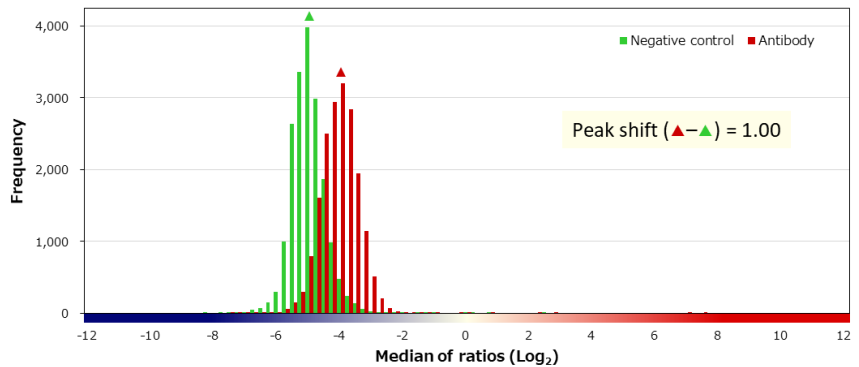
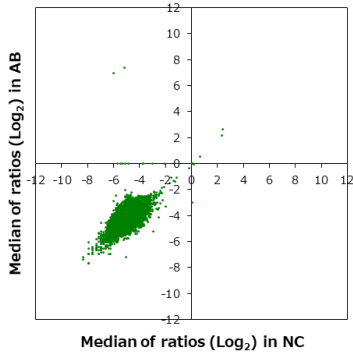


BSA	-	HA peptide	-	6xHis peptide	-	FLAG peptide	-	GST	-	MBP	-	Hemocyanin -KLH	-
-----	---	------------	---	---------------	---	--------------	---	-----	---	-----	---	-----------------	---

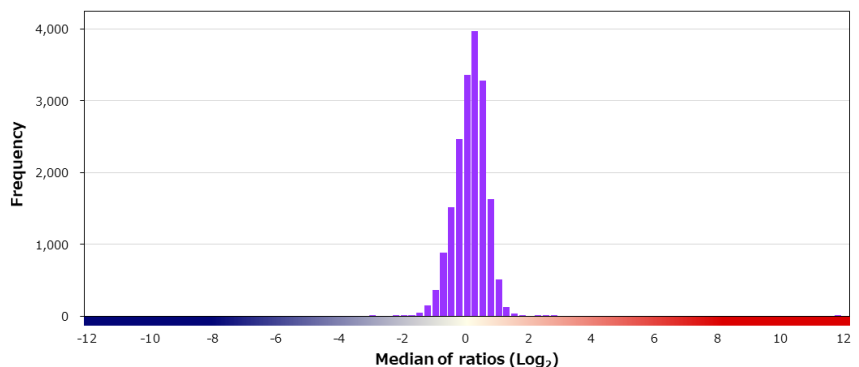
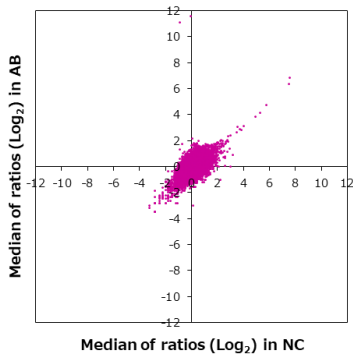
Supplier	Leica		Product code	NCL-L-MLH1	Lot #	6074018	
Host	Mouse	Clonality	Monoclonal	Isotype	IgG1	Clone	
Applications	<input type="checkbox"/> WB <input type="checkbox"/> SW <input type="checkbox"/> ELISA <input type="checkbox"/> FCM <input type="checkbox"/> ICC <input type="checkbox"/> IF <input checked="" type="checkbox"/> IHC <input type="checkbox"/> IP <input type="checkbox"/> B/N						
Note							

タンパク質マイクロアレイ (18K)

■ 測定値 (Raw データ) 分布

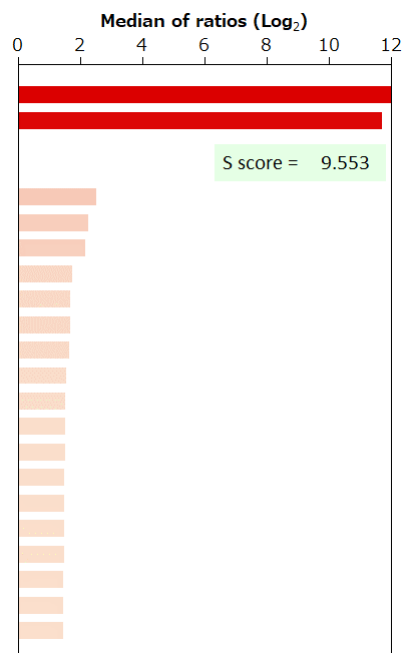


■ 補正值分布



■ 特異性検証

Rank	Gene	Protein	Score
On target			
1	MLH1	NP_001161090.1	12.073
2	MLH1	NP_000240.1 (M359V)	11.689
Off target			
3	H1FOO	NP_001295191.1	2.520
4	JSRP1	NP_653217.1	2.273
5	PROCA1	NP_001291881.1	2.168
6	TP53	NP_001263626.1:p.R123W	1.743
7	RSL1D1	O76021-2	1.691
8	TMIE	NP_671729.2	1.685
9	HIST1H1A	NP_005316.1	1.646
10	HOXA10	P31260-2	1.546
11	MANBAL	NP_071360.1	1.528
12	CD3EAP	NP_036231.1	1.516
13	H1FX	NP_006017.1	1.512
14	FAM32A	NP_054796.1	1.507
15	DKC1	NP_001354.1	1.491
16	MLLT11	NP_006809.1	1.487
17	CCDC137	NP_954981.1	1.480
18	FBXO28	NP_055991.1	1.467
19	PTPN6	NP_536858.1	1.461
20	HMGA1	NP_665906.1	1.450

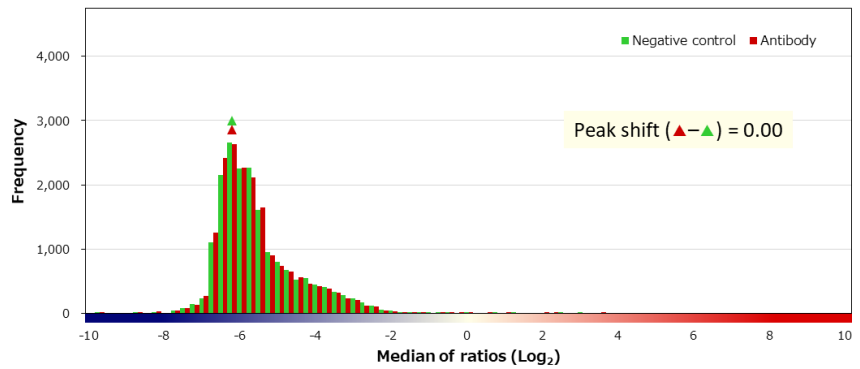
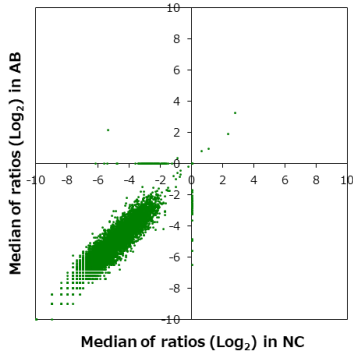


BSA	-	HA peptide	-	6xHis peptide	-	FLAG peptide	-	GST	-	MBP	-	Hemocyanin -KLH	-
-----	---	------------	---	---------------	---	--------------	---	-----	---	-----	---	-----------------	---

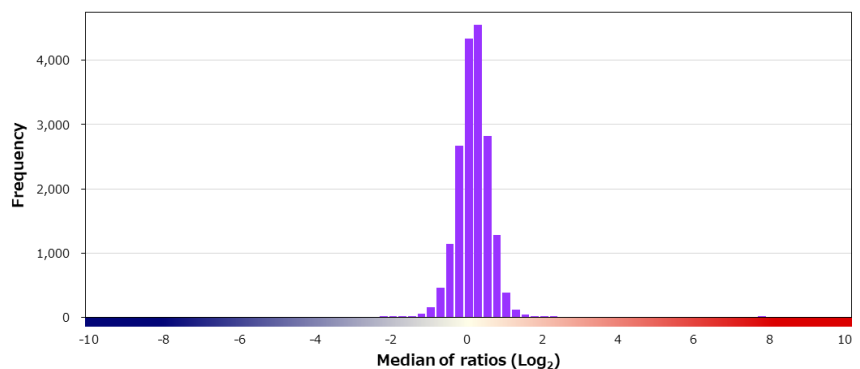
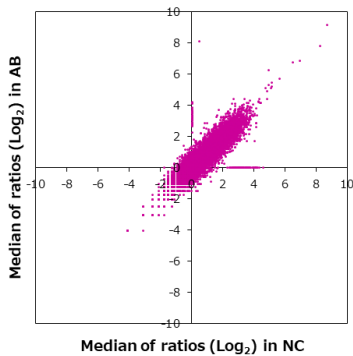
Supplier	Dako		Product code	M730829		Lot #			
Host	Mouse		Clonality	Monoclonal		Isotype	IgG1		
Applications	<input type="checkbox"/> WB	<input type="checkbox"/> SW	<input type="checkbox"/> ELISA	<input type="checkbox"/> FCM	<input type="checkbox"/> ICC	<input type="checkbox"/> IF	<input type="checkbox"/> IHC	<input type="checkbox"/> IP	<input type="checkbox"/> B/N
Note									

タンパク質マイクロアレイ (18K)

■ 測定値 (Raw データ) 分布

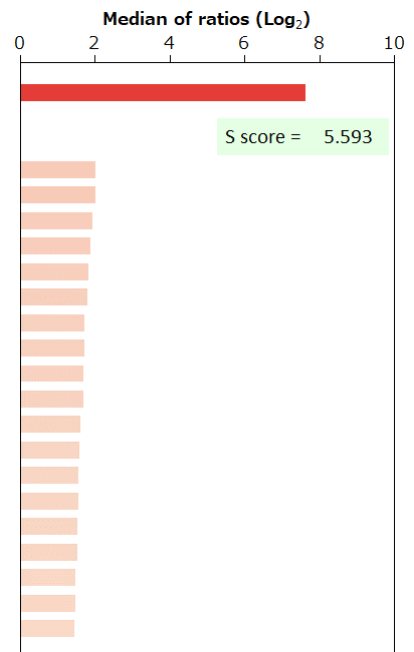


■ 補正值分布



■ 特異性検証

Rank	Gene	Protein	Score
On target			
1	MME	NP_000893.2	7.617
Off target			
2	GAGE5	NP_001466.1	2.024
3	COL1A2	NP_000080.2 (P549A)	2.021
4	NKIRAS2	NP_060065.2	1.931
5	CAPZB	NP_001269091.1	1.888
6	OR6B3	NP_775486.1	1.822
7	PPP6R1	NP_055746.3	1.813
8	DCBLD2	NP_563615.3	1.738
9	XAGE3	NP_570132.1	1.730
10	ISG20L2	NP_001290024.1	1.691
11	OSTF1	NP_036515.4 (L159F)	1.688
12	PPP1R14B	NP_619634.1	1.623
13	STAG1	Q8WVM7-2	1.604
14	ZNF660	NP_775929.2	1.567
15	DIS3	NP_055768.3 (N269S)	1.565
16	MXRA7	NP_940932.2	1.535
17	C16orf45	NP_149978.1	1.530
18	NSUN5	NP_060514.1	1.489
18	PJA1	NP_660095.1	1.489
20	SLF1	NP_115666.2	1.458

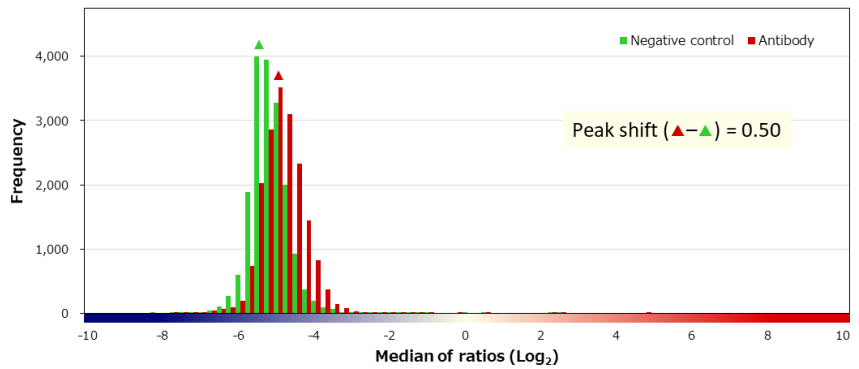
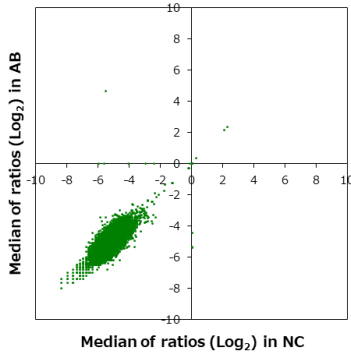


BSA	-	HA peptide	-	6xHis peptide	-	FLAG peptide	-
-----	---	------------	---	---------------	---	--------------	---

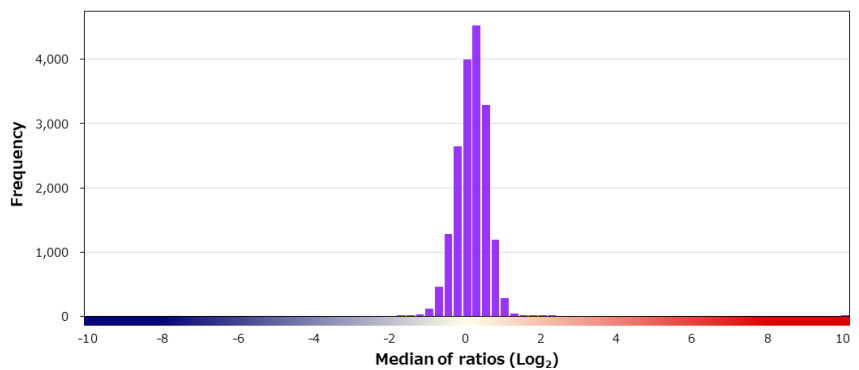
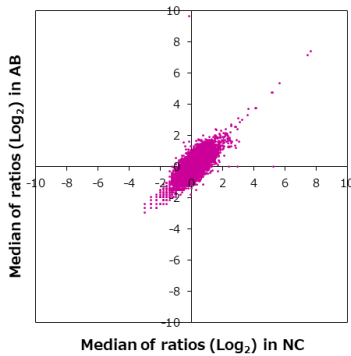
Supplier	Product code		Lot #
Leica	NCL-L-CD10-270		6071566
Host	Clonality	Isotype	Clone
Mouse	Monoclonal	IgG1	56C6
Applications			
<input type="checkbox"/> WB	<input type="checkbox"/> SW	<input type="checkbox"/> ELISA	<input type="checkbox"/> FCM
<input type="checkbox"/> ICC	<input type="checkbox"/> IF	<input checked="" type="checkbox"/> IHC	<input type="checkbox"/> IP
<input type="checkbox"/> B/N			
Note			

タンパク質マイクロアレイ (18K)

■ 測定値 (Raw データ) 分布

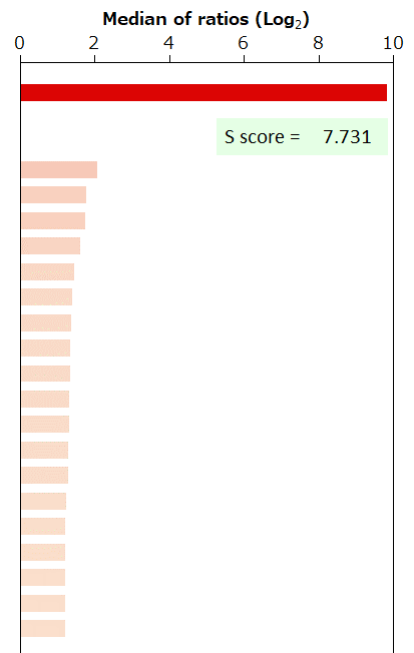


■ 補正值分布



■ 特異性検証

Rank	Gene	Protein	Score
On target			
1	MME	NP_000893.2	9.821
Off target			
2	LOC440434	A6NEC2-2	2.090
3	H1FOO	NP_001295191.1	1.785
4	NUPR1	NP_001035948.1	1.749
5	PINX1	NP_060354.4	1.608
6	JSRP1	NP_653217.1	1.466
7	RSL1D1	O76021-2	1.394
8	FAM32A	NP_054796.1	1.392
9	MRPS33	NP_057155.1	1.353
10	SNAPC1	NP_003073.1	1.343
11	RRP36	NP_149103.1	1.325
12	NAT2	NP_000006.2 (R197Q/R268K)	1.313
13	TNIK	NP_001155037.1	1.301
14	CCL7	NP_006264.2	1.297
15	MTDH	NP_848927.2 (T317A)	1.254
16	RALA	NP_005393.2	1.229
16	TP53	NP_001119587.1:p.V25F	1.229
18	C17orf100	NP_001098990.1	1.226
19	FAM107A	O95990-2	1.219
20	RRP7BP	Q9NSQ0	1.214

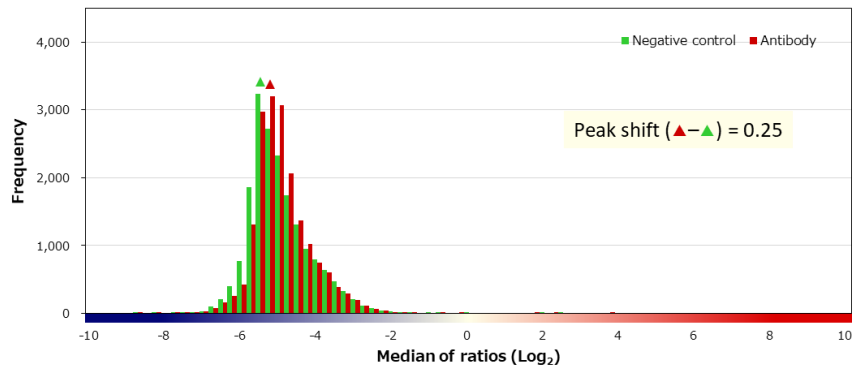
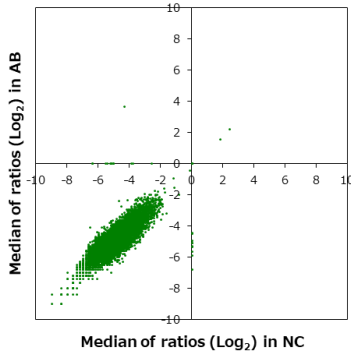


BSA	-	HA peptide	-	6xHis peptide	-	FLAG peptide	-	GST	-	MBP	-	Hemocyanin -KLH	-
-----	---	------------	---	---------------	---	--------------	---	-----	---	-----	---	-----------------	---

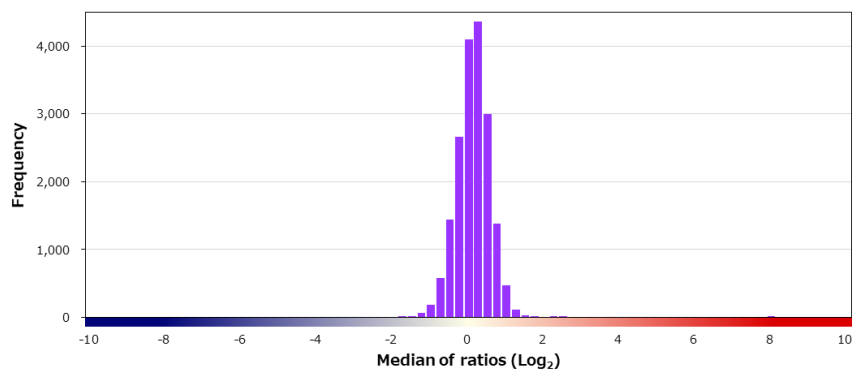
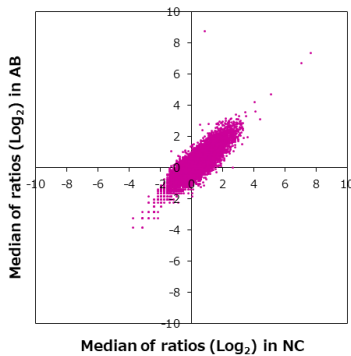
Supplier	ニチレイバイオサイエンス		Product code	413261	Lot #	H1612	
Host	Mouse	Clonality	Monoclonal	Isotype	IgG1	Clone	56C6
Applications	<input type="checkbox"/> WB <input type="checkbox"/> SW <input type="checkbox"/> ELISA <input type="checkbox"/> FCM <input type="checkbox"/> ICC <input type="checkbox"/> IF <input checked="" type="checkbox"/> IHC <input type="checkbox"/> IP <input type="checkbox"/> B/N						
Note							

タンパク質マイクロアレイ (18K)

測定値 (Raw データ) 分布

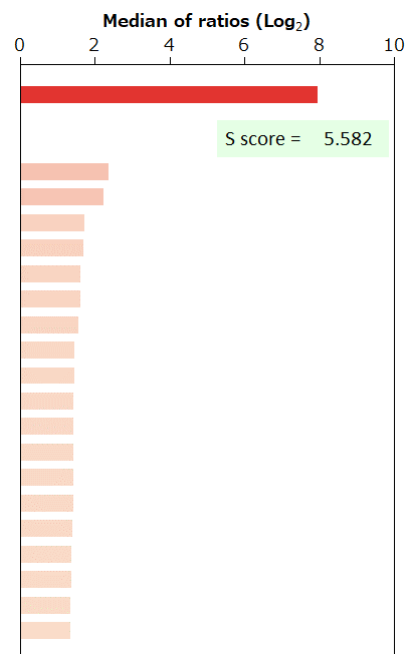


補正值分布



特異性検証

Rank	Gene	Protein	Score
On target			
1	MME	NP_000893.2	7.948
Off target			
2	FBXO3	Q9UK99-3	2.366
3	BEAN1	NP_001129578.1	2.228
4	OTULIN	NP_612357.4	1.722
5	PURA	NP_005850.1	1.707
6	CLPB	NP_001245321.1	1.631
7	RFPL2	NP_001091997.2	1.621
8	REPS1	NP_001273541.1	1.575
9	PIEZO2	Q9H5I5-3	1.467
10	STX5	NP_003155.2	1.454
11	TONSL	NP_038460.4 (A714V)	1.440
12	GTF2F2	NP_004119.1	1.438
13	KIT	NP_000213.1:p.N822Y	1.429
14	MCIDAS	NP_001177716.1	1.421
15	RAB5C	NP_001238968.1	1.421
16	ANKFY1	NP_057460.3	1.413
17	ZFAND5	NP_005998.1	1.376
18	DAND5	NP_689867.1	1.369
19	EXOC4	NP_068579.3	1.358
20	TP53	NP_001263624.1:p.A122T	1.345

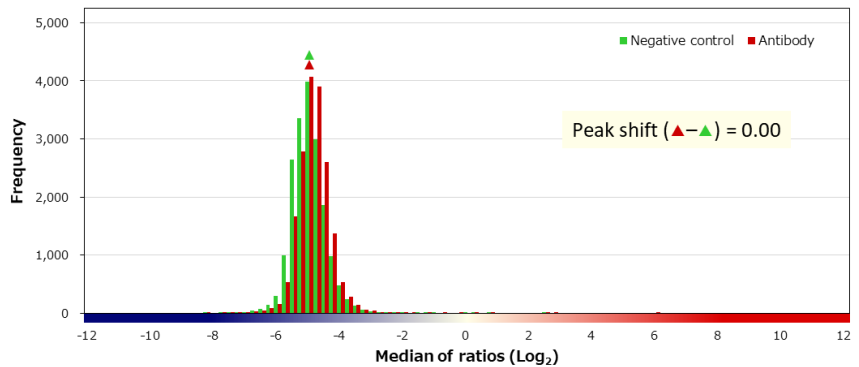
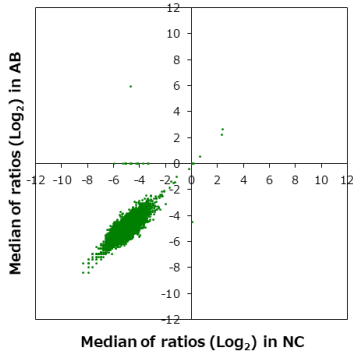


BSA	-	HA peptide	-	6xHis peptide	-	FLAG peptide	-	GST	-	MBP	-	Hemocyanin -KLH	-
-----	---	------------	---	---------------	---	--------------	---	-----	---	-----	---	-----------------	---

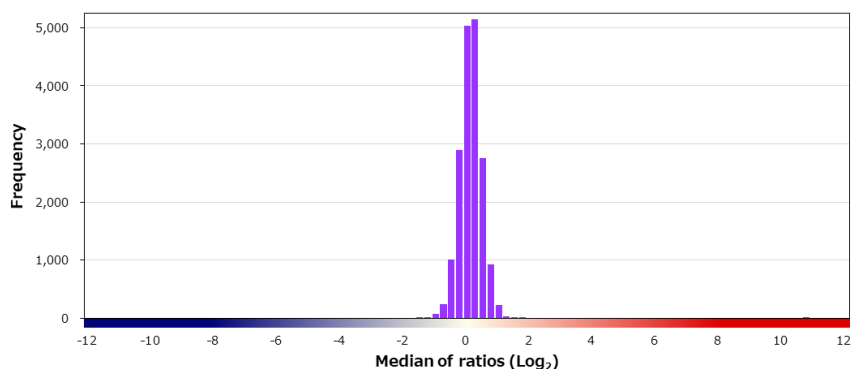
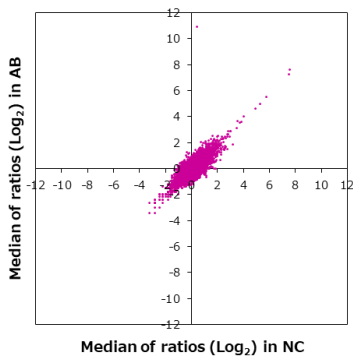
Supplier Leica	Product code NCL-L-MSH2-612	Lot # 6073450
Host Mouse	Clonality Monoclonal	Isotype IgG1
Applications <input type="checkbox"/> WB <input type="checkbox"/> SW <input type="checkbox"/> ELISA <input type="checkbox"/> FCM <input type="checkbox"/> ICC <input type="checkbox"/> IF <input checked="" type="checkbox"/> IHC <input type="checkbox"/> IP <input type="checkbox"/> B/N		
Note		

タンパク質マイクロアレイ (18K)

■ 測定値 (Raw データ) 分布

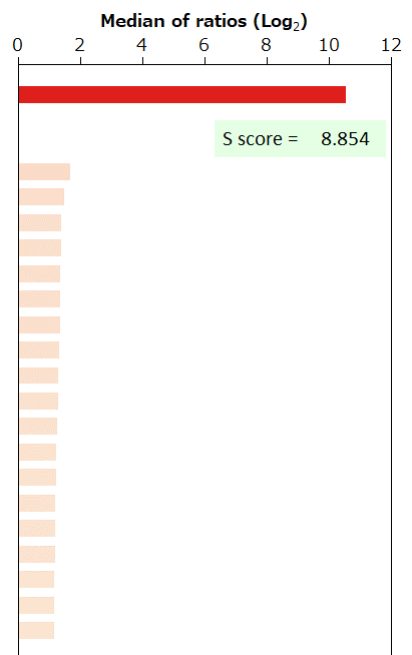


■ 補正值分布



■ 特異性検証

Rank	Gene	Protein	Score
On target			
1	MSH2	NP_000242.1	10.528
Off target			
2	LMLN	NP_001129521.2	1.674
3	VRTN	NP_060698.2	1.496
4	IRF8	NP_002154.1	1.392
5	ODF2	NP_001229281.1	1.390
6	EPS15	NP_001972.1	1.375
7	ZNF277	NP_068834.2	1.365
8	HOXA10	P31260-2	1.352
9	BRSK2	NP_001243559.1	1.326
10	TP53	NP_001119588.1:p.R81*	1.314
11	PLEKHA1	NP_001182537.1	1.291
12	CASP4	NP_001216.1	1.265
13	SATB2	NP_056080.1	1.233
14	DPP9-AS1	NP_001229830.1	1.224
15	SLAIN1	NP_653196.1	1.220
16	AMZ1	NP_597720.1	1.207
17	DNER	NP_620711.3 (P433L)	1.205
18	PLEKHA8P1	O95397	1.188
19	MYO1G	NP_149043.2	1.180
20	HINT3	NP_612638.3 (G36A)	1.164

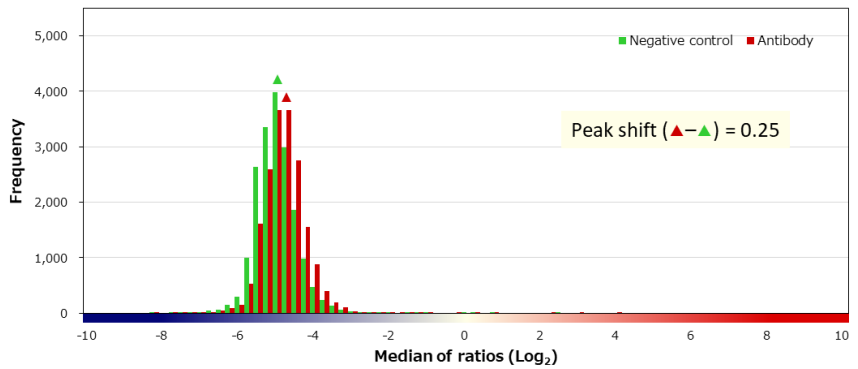
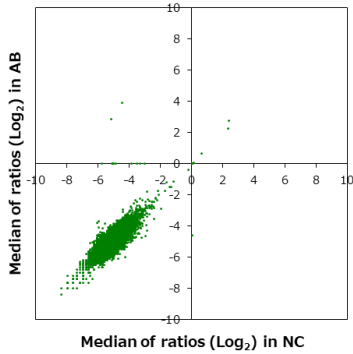


BSA	-	HA peptide	-	6xHis peptide	-	FLAG peptide	-	GST	-	MBP	-	Hemocyanin -KLH	-
-----	---	------------	---	---------------	---	--------------	---	-----	---	-----	---	-----------------	---

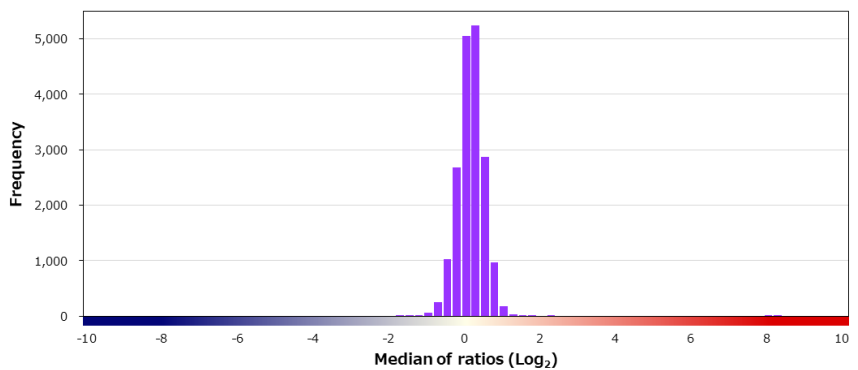
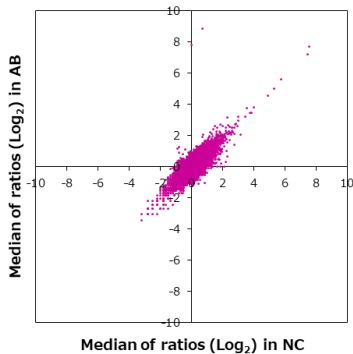
Supplier	Product code		Lot #
Leica	NCL-L-MESO		6068447
Host	Clonality	Isotype	Clone
Mouse	Monoclonal	IgG1	5B2
Applications			
<input type="checkbox"/> WB	<input type="checkbox"/> SW	<input type="checkbox"/> ELISA	<input type="checkbox"/> FCM
<input type="checkbox"/> ICC	<input type="checkbox"/> IF	<input checked="" type="checkbox"/> IHC	<input type="checkbox"/> IP
<input type="checkbox"/> B/N			
Note			

タンパク質マイクロアレイ (18K)

測定値 (Raw データ) 分布

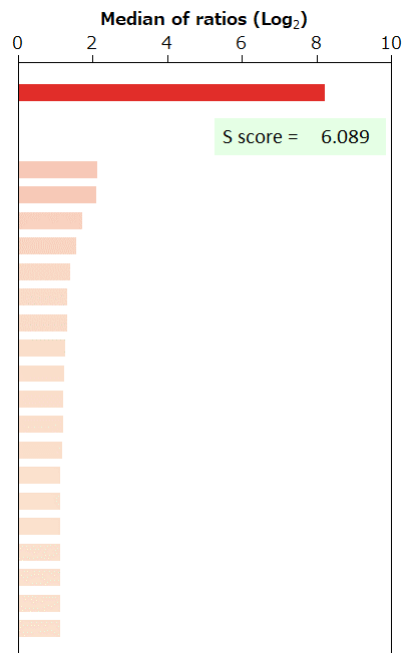


補正值分布



特異性検証

Rank	Gene	Protein	Score
On target			
1	MSLN	NP_005814.2 (R309P)	8.215
Off target			
2	BRSK2	NP_001243559.1	2.126
3	NFIL3	NP_005375.2	2.105
4	SSX3	XP_011542187.1	1.729
5	FLT1	NP_002010.2	1.580
6	TP53	NP_001263625.1:p.C102Y	1.407
7	MPC1	NP_057182.1	1.323
8	H1FOO	NP_001295191.1	1.320
9	FABP4	NP_001433.1	1.273
10	SMPX	NP_055147.1	1.248
11	MFSD2A	NP_001129965.1	1.207
12	PTPN12	NP_002826.3	1.205
13	CMC2	NP_064573.1	1.191
14	TUBGCP5	NP_443135.3	1.144
15	ATF7IP	NP_851997.1 (N356I/K538R)	1.144
16	HINT3	NP_612638.3 (G36A)	1.144
17	PDLIM4	NP_003678.2	1.127
17	MAN2A1	NP_002363.2	1.127
19	AMZ1	NP_597720.1	1.125
19	RPGRIP1L	NP_056087.2	1.125



BSA	-	HA peptide	-	6xHis peptide	-	FLAG peptide	-	GST	-	MBP	-	Hemocyanin -KLH	-
-----	---	------------	---	---------------	---	--------------	---	-----	---	-----	---	-----------------	---

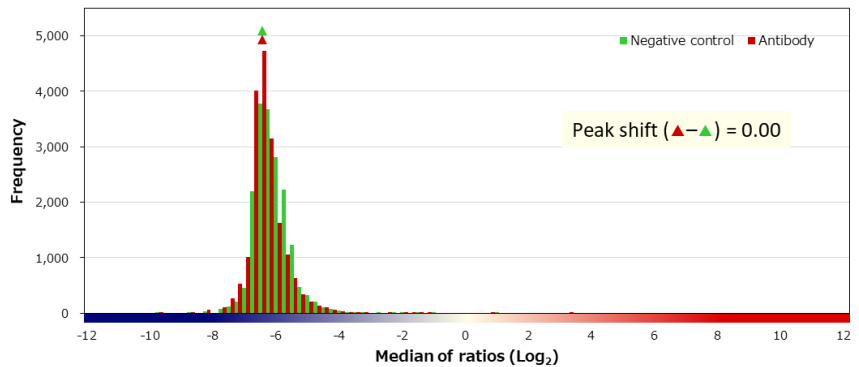
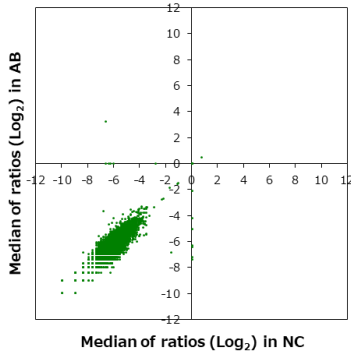
MUC1 (CD227)

mucin 1, cell surface associated

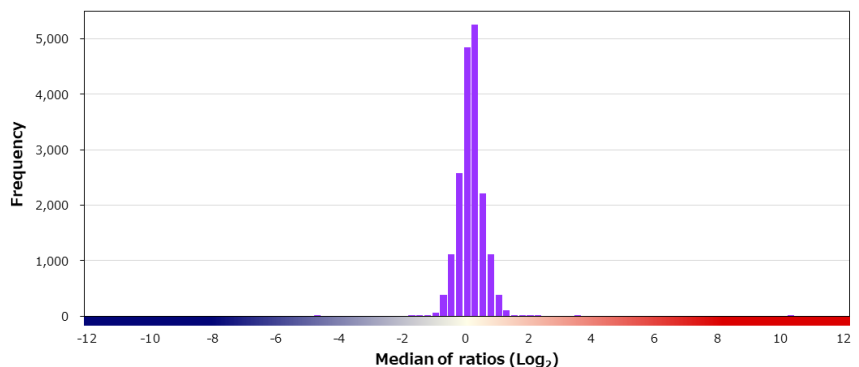
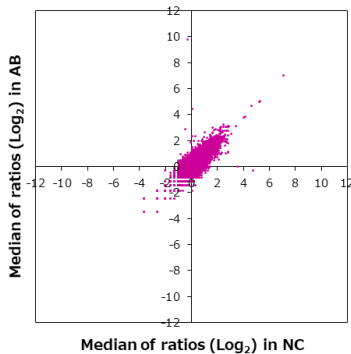
Supplier	Roche		Product code	790-4463		Lot #	F20123		
Host	Mouse		Clonality	Monoclonal		Isotype	IgG2a		
Applications	<input type="checkbox"/> WB	<input type="checkbox"/> SW	<input type="checkbox"/> ELISA	<input type="checkbox"/> FCM	<input type="checkbox"/> ICC	<input type="checkbox"/> IF	<input checked="" type="checkbox"/> IHC	<input type="checkbox"/> IP	<input type="checkbox"/> B/N
Note									

タンパク質マイクロアレイ (18K)

測定値 (Raw データ) 分布

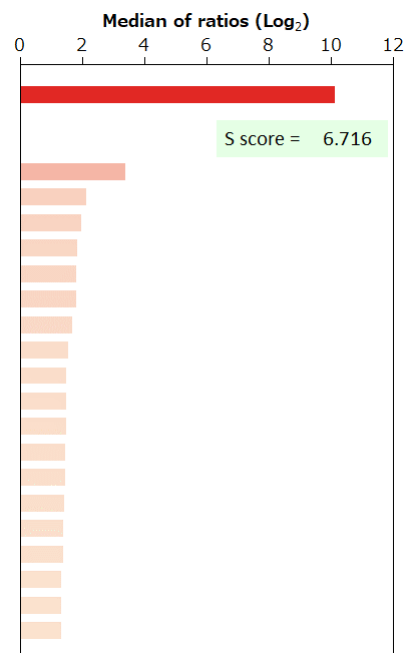


補正值分布



特異性検証

Rank	Gene	Protein	Score
On target			
1	MUC1	BAG63068.1	10.122
Off target			
2	PRRG1	NP_000941.1	3.406
3	PSMD4	NP_002801.1	2.137
4	SOX5	NP_821078.1 (S368N)	1.973
5	PLEKHO2	NP_001181988.1	1.855
6	TMEM127	NP_060319.1	1.821
6	SPACA3	NP_776246.1	1.821
8	TP53	NP_001119589.1:p.R117S	1.680
9	THOC5	NP_003669.4 (V525I/V579I)	1.558
10	LRCH2	NP_065922.3	1.492
11	MRM1	Q6IN84-2	1.490
12	HNRNPUL1	NP_008971.2	1.484
13	RAB3GAP1	NP_001165906.1	1.464
14	CBLB	NP_733762.2 (R584K)	1.458
15	CFAP36	NP_542398.3 (D243G/I246F)	1.438
16	TMUB2	Q71RG4-3	1.406
17	OAS1	NP_002525.2	1.388
18	ANKRD54	Q6NXT1-2	1.336
18	CAPN10	NP_075571.1 (T504A)	1.336
20	FAM188B	NP_115598.2 (T322M)	1.324

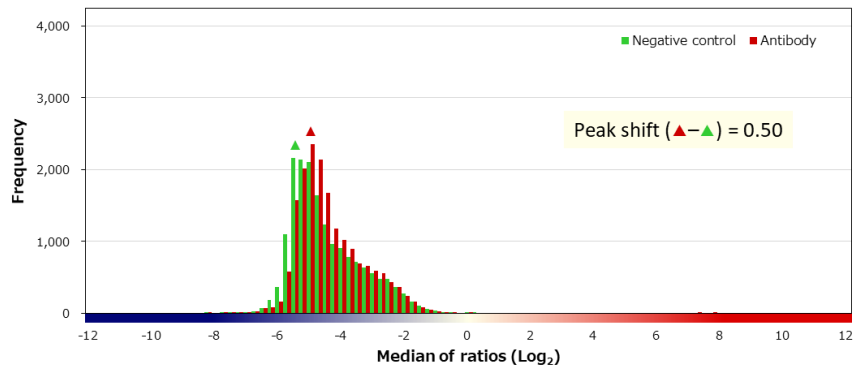
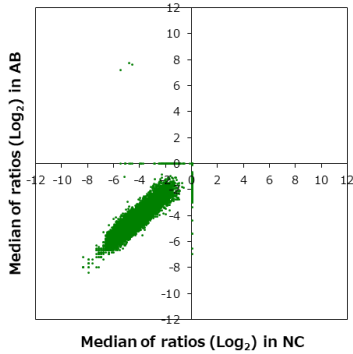


BSA	-	HA peptide	-	6xHis peptide	-	FLAG peptide	-	GST	-	MBP	-	Hemocyanin -KLH	-
-----	---	------------	---	---------------	---	--------------	---	-----	---	-----	---	-----------------	---

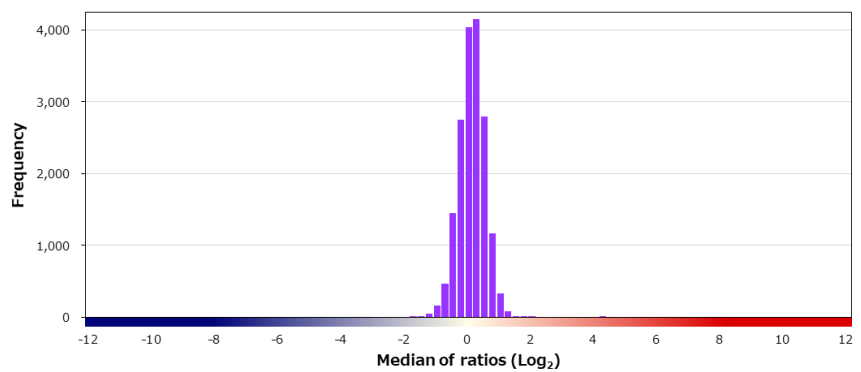
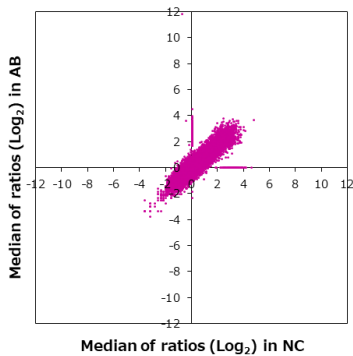
Supplier Biocare Medical		Product code ACR415AK	Lot # 31017
Host Rabbit	Clonality Monoclonal	Isotype IgG	Clone EP121
Applications <input type="checkbox"/> WB <input type="checkbox"/> SW <input type="checkbox"/> ELISA <input type="checkbox"/> FCM <input type="checkbox"/> ICC <input type="checkbox"/> IF <input checked="" type="checkbox"/> IHC <input type="checkbox"/> IP <input type="checkbox"/> B/N			
Note			

タンパク質マイクロアレイ (18K)

■ 測定値 (Raw データ) 分布

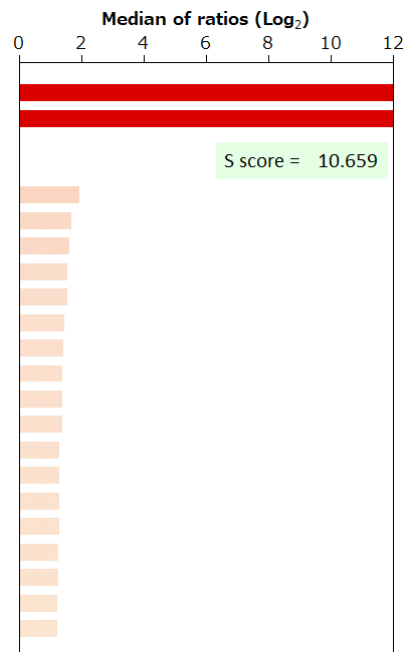


■ 補正值分布



■ 特異性検証

Rank	Gene	Protein	Score
On target			
1	MYC	NP_002458.2	12.604
2	MYC	P01106-1	12.121
Off target			
3	PIK3R5	NP_001238780.1	1.945
4	REEP2	NP_001258732.1	1.683
5	TP53	NP_001119587.1:p.G112D	1.635
6	TMEM237	NP_689601.2	1.552
7	GSTM3	NP_000840.2	1.545
8	TOP3B	NP_003926.1 (D365N)	1.447
9	SOX2	NP_003097.1	1.420
10	ZNF35	NP_003411.3	1.409
11	ZASP	NP_001276862.1	1.397
12	STAT5A	NP_001275648.1	1.388
13	MLF1	NP_001182361.1	1.313
14	NPY5R	NP_006165.1	1.310
15	WWP2	NP_008945.2	1.295
16	C1orf229	NP_997284.1	1.293
17	NDN	NP_002478.1	1.268
18	STAC3	NP_659501.1	1.259
19	TNS1	Q9HBL0-2	1.252
20	KCNH5	NP_647479.2 (A745T)	1.249

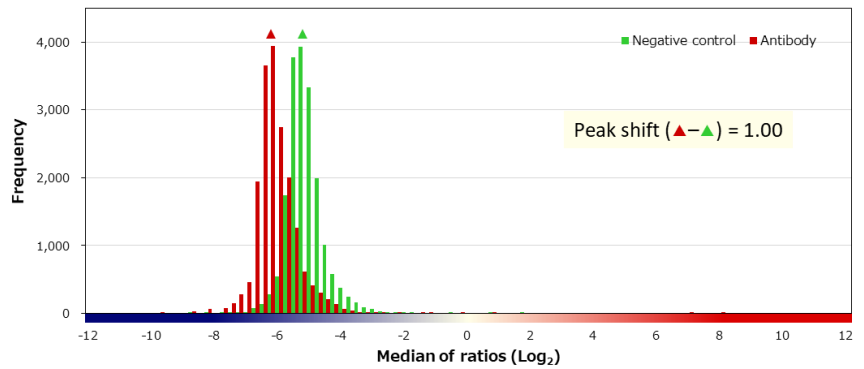
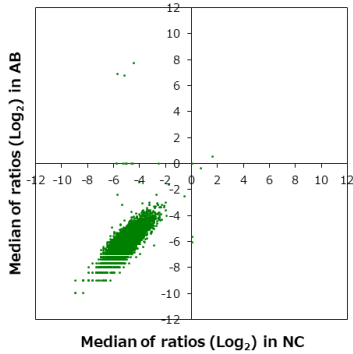


BSA	-	HA peptide	-	6xHis peptide	-	FLAG peptide	-
-----	---	------------	---	---------------	---	--------------	---

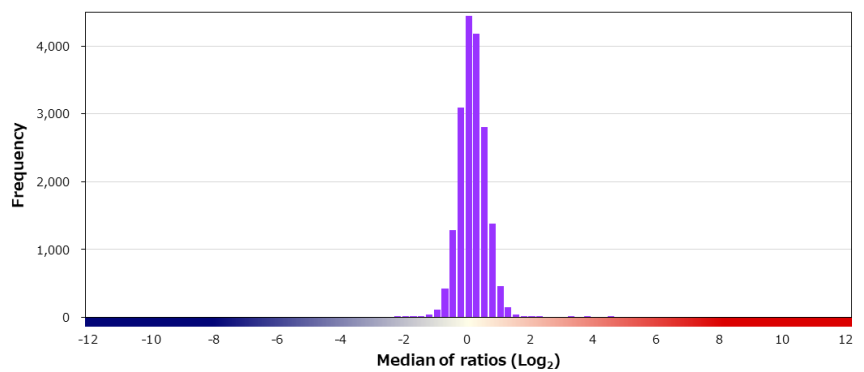
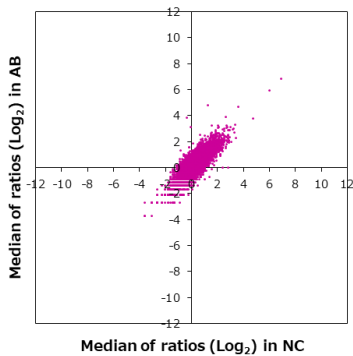
Supplier	Product code		Lot #
Roche	790-4628		F16609
Host	Clonality	Isotype	Clone
Rabbit	Monoclonal	IgG	Y69
Applications			
<input type="checkbox"/> WB	<input type="checkbox"/> SW	<input type="checkbox"/> ELISA	<input type="checkbox"/> FCM
<input type="checkbox"/> ICC	<input type="checkbox"/> IF	<input checked="" type="checkbox"/> IHC	<input type="checkbox"/> IP
<input type="checkbox"/> B/N			
Note			

タンパク質マイクロアレイ (18K)

■ 測定値 (Raw データ) 分布

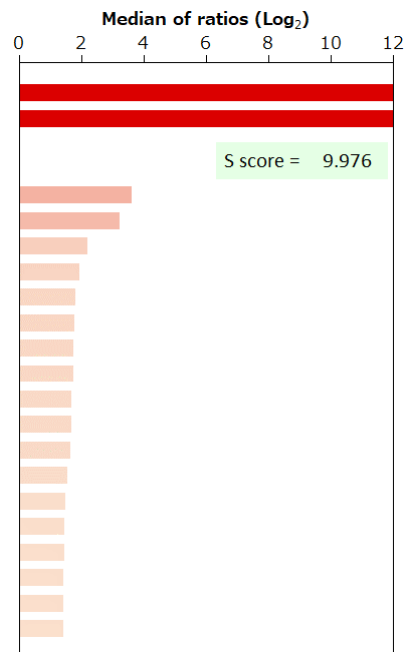


■ 補正值分布



■ 特異性検証

Rank	Gene	Protein	Score
On target			
1	MYC	P01106-1	13.588
2	MYC	NP_002458.2	13.222
Off target			
3	RBP2	NP_004155.2	3.612
4	WDR70	NP_060504.1	3.219
5	HIKESHI	NP_057485.2	2.209
6	FGF13	NP_004105.1	1.934
7	INTS3	NP_075391.3	1.802
8	EEF1E1	NP_004271.1	1.797
9	MT1G	NP_001288196.1	1.760
10	BTNL8	NP_001153181.1 (T201K)	1.744
11	CBX2	NP_116036.1	1.672
11	ZPR1	NP_003895.1	1.672
13	SMCP	NP_109588.2	1.663
14	PAX8	NP_003457.1	1.556
15	BLM	NP_000048.1 (V1321I)	1.508
16	PIM3	NP_001001852.2	1.469
17	HELB	NP_387467.2 (P966L/T980I)	1.457
18	ISM2	NP_954993.1 (A94T)	1.445
19	SPNS3	NP_872344.3 (G293R)	1.441
20	CDH24	NP_071923.2	1.437

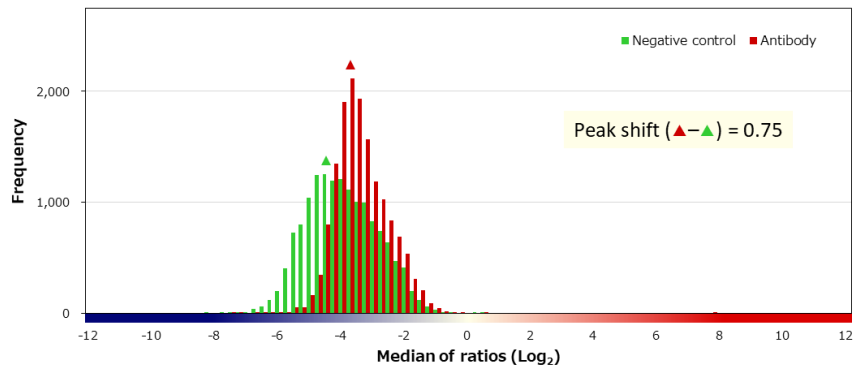
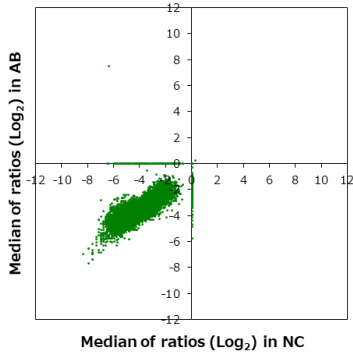


BSA	-	HA peptide	-	6xHis peptide	-	FLAG peptide	-	GST	-	MBP	-	Hemocyanin -KLH	-
-----	---	------------	---	---------------	---	--------------	---	-----	---	-----	---	-----------------	---

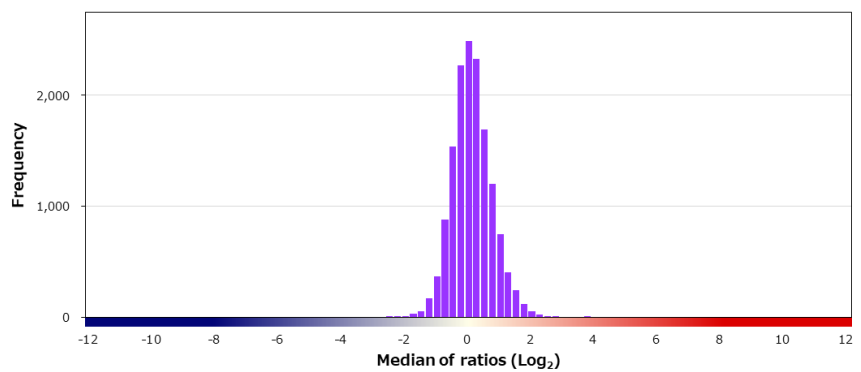
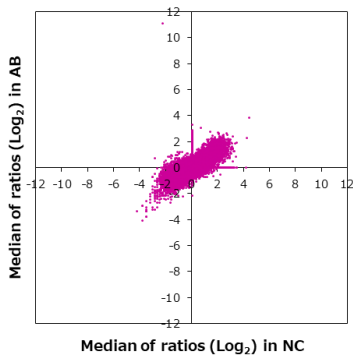
Supplier	Product code		Lot #
Agilent	IR06761		10118903
Host	Clonality	Isotype	Clone
Mouse	Monoclonal	IgG1, kappa	F5D
Applications			
<input type="checkbox"/> WB	<input type="checkbox"/> SW	<input type="checkbox"/> ELISA	<input type="checkbox"/> FCM
<input type="checkbox"/> ICC	<input type="checkbox"/> IF	<input checked="" type="checkbox"/> IHC	<input type="checkbox"/> IP
<input type="checkbox"/> B/N			
Note			

タンパク質マイクロアレイ (18K)

■ 測定値 (Raw データ) 分布

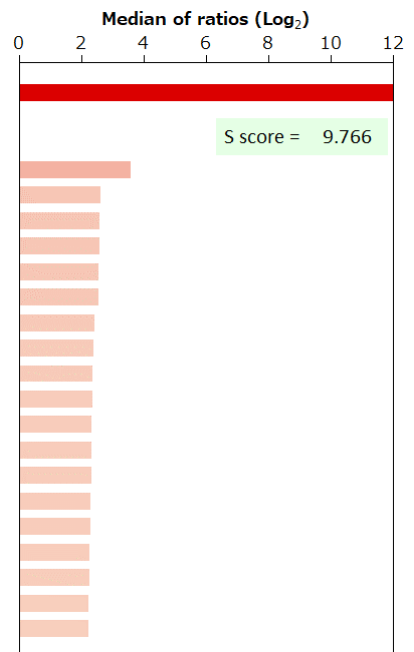


■ 補正值分布



■ 特異性検証

Rank	Gene	Protein	Score
On target			
1	MYOG	NP_002470.2	13.364
Off target			
2	MLF1	NP_001182361.1	3.598
3	MRPL40	NP_003767.2	2.628
4	FATE1	NP_149076.1	2.581
5	TMEM237	NP_689601.2	2.580
6	NQO1	NP_000894.1	2.565
7	YAF2	NP_005739.2	2.559
8	REEP2	NP_001258732.1	2.412
9	BTBD9	NP_689946.2	2.379
10	ZNF385D	NP_078973.1	2.372
11	JSRP1	NP_653217.1	2.350
12	FSHB	NP_000501.1	2.341
13	CD247	NP_000725.1	2.323
14	ATP6V1G1	NP_004879.1	2.319
15	CCL18	NP_002979.1	2.295
16	KDEL3	NP_006846.1 (V199G)	2.295
17	NDUFS5	NP_004543.1	2.265
18	HIST1H3E	NP_003523.1	2.252
19	RPS24	NP_001017.1	2.231
20	RABGAP1L	NP_001030307.1	2.224

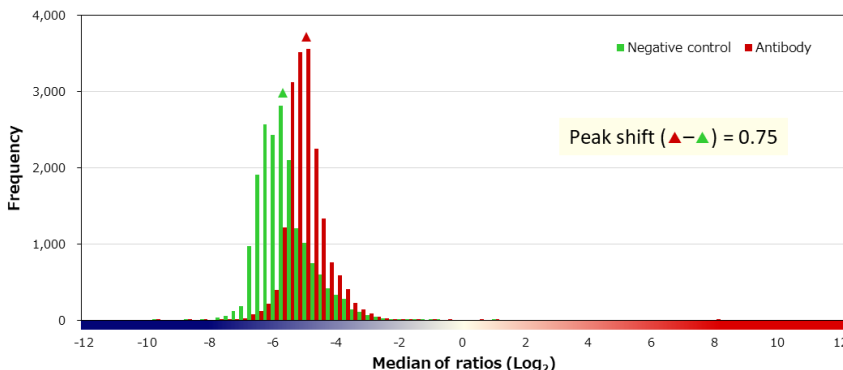
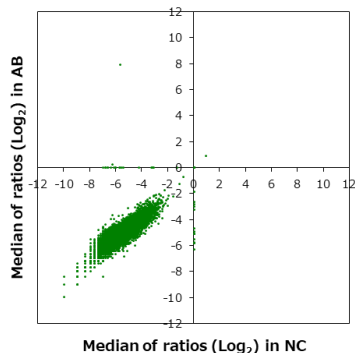


BSA	-	HA peptide	-	6xHis peptide	-	FLAG peptide	-
-----	---	------------	---	---------------	---	--------------	---

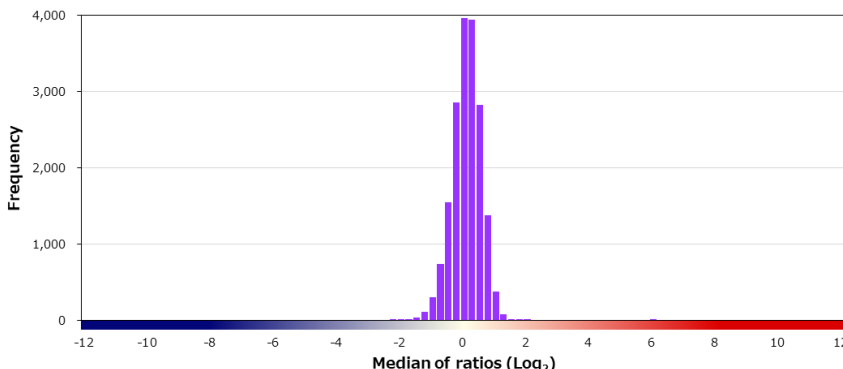
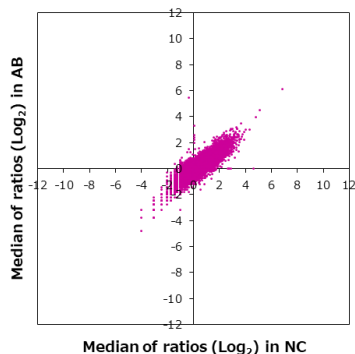
Supplier	Roche		Product code	760-2832	Lot #	V0001775	
Host	Mouse	Clonality	Monoclonal	Isotype	IgG1, kappa	Clone	F5D
Applications	<input type="checkbox"/> WB <input type="checkbox"/> SW <input type="checkbox"/> ELISA <input type="checkbox"/> FCM <input type="checkbox"/> ICC <input type="checkbox"/> IF <input checked="" type="checkbox"/> IHC <input type="checkbox"/> IP <input type="checkbox"/> B/N						
Note							

タンパク質マイクロアレイ (18K)

測定値 (Raw データ) 分布

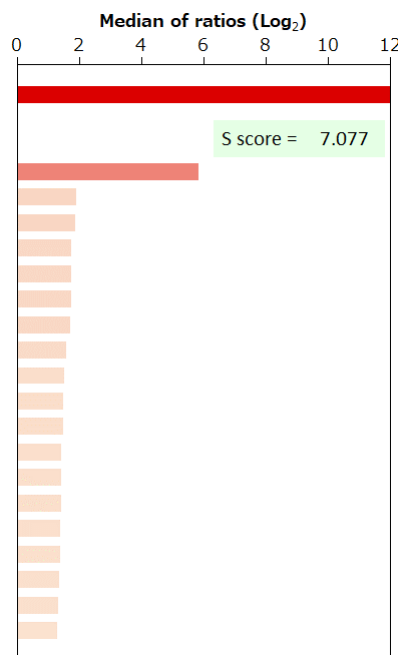


補正值分布



特異性検証

Rank	Gene	Protein	Score
On target			
1	MYOG	NP_002470.2	12.907
Off target			
2	BTBD9	NP_689946.2	5.830
3	STIM1	NP_003147.2	1.911
4	IFNA17	NP_067091.1	1.893
5	CHRFAM7A	NP_647536.1	1.768
6	AK8	NP_689785.1	1.753
7	FPGT	NP_003829.3	1.745
8	PAK5	NP_065074.1 (S511N)	1.734
9	GLT1D1	NP_653270.1	1.593
10	MED21	NP_004255.2	1.523
11	PSMB8	NP_004150.1	1.478
12	RGCC	NP_054778.2	1.478
13	IDO2	Q6ZQW0-2	1.446
14	LCK	P06239-3	1.437
15	KRTAP22-1	NP_853651.1 (L26H)	1.424
16	DOCK2	Q92608-2	1.408
17	ANGPTL5	NP_835228.2	1.386
18	LRSAM1	Q6UWE0-3	1.352
19	RBM7	NP_057174.1	1.348
20	CLN3	NP_000077.1 (L231P/P259L)	1.308

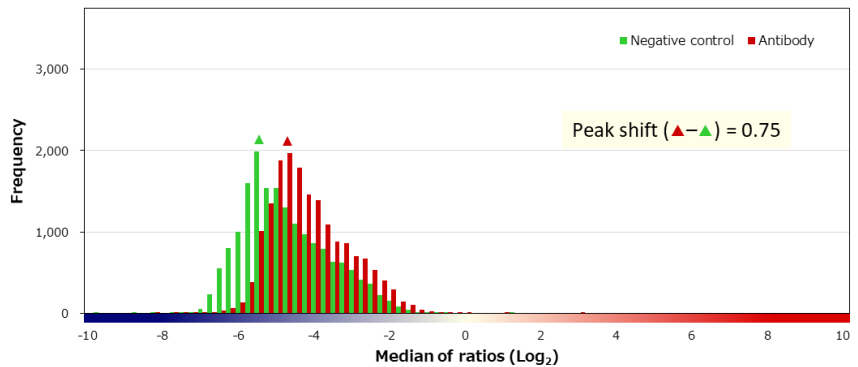
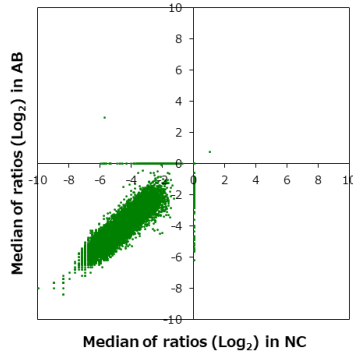


BSA	-	HA peptide	-	6xHis peptide	-	FLAG peptide	-	GST	-	MBP	-	Hemocyanin -KLH	-
-----	---	------------	---	---------------	---	--------------	---	-----	---	-----	---	-----------------	---

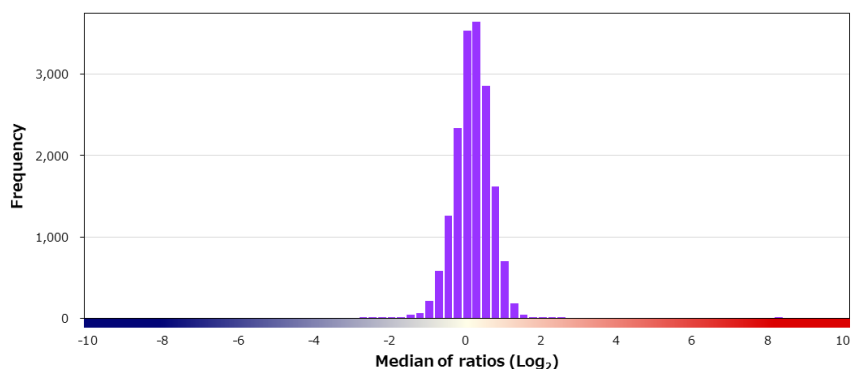
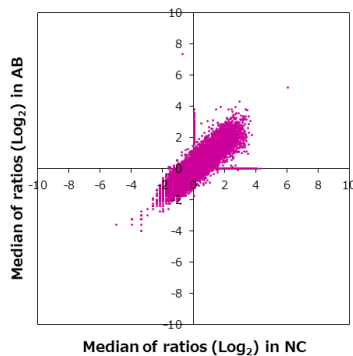
Supplier	Roche		Product code	760-4867	Lot #	V0001778	
Host	Mouse	Clonality	Monoclonal	Isotype	IgG1, kappa	Clone	MRQ-60
Applications	<input type="checkbox"/> WB <input type="checkbox"/> SW <input type="checkbox"/> ELISA <input type="checkbox"/> FCM <input type="checkbox"/> ICC <input type="checkbox"/> IF <input checked="" type="checkbox"/> IHC <input type="checkbox"/> IP <input type="checkbox"/> B/N						
Note							

タンパク質マイクロアレイ (18K)

■ 測定値 (Raw データ) 分布

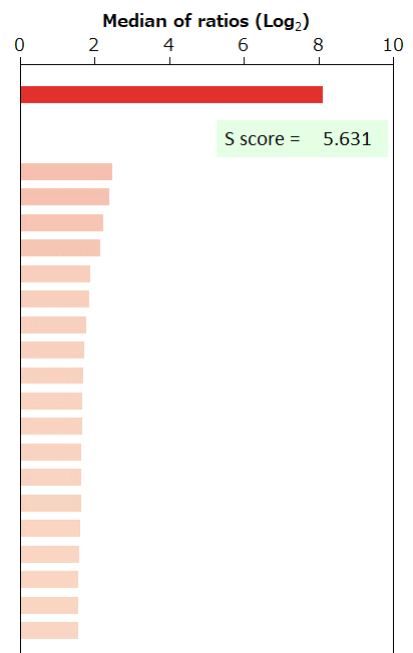


■ 補正值分布



■ 特異性検証

Rank	Gene	Protein	Score
On target			
1	NAPSA	NP_004842.1 (I40T)	8.102
Off target			
2	PPWD1	NP_056157.1	2.471
3	SLC30A10	NP_061183.2	2.390
4	HEXIM2	NP_653209.1	2.239
5	SLC30A9	NP_006336.3 (M50V/T97A)	2.159
6	GPR34	NP_005291.1	1.879
7	MED31	NP_057144.1	1.851
8	TP53	NP_001119589.1:p.R141C	1.784
9	LENEP	NP_061125.1	1.741
10	S100A2	NP_005969.1	1.695
11	PLAGL2	NP_002648.1	1.662
12	USHBP1	NP_114147.2	1.661
13	TOP3B	NP_003926.1 (D365N)	1.654
14	PPP1R18	NP_597728.1	1.649
15	ANGPT2	NP_001138.1 (E171G/L184F)	1.638
16	ADARB1	NP_001103.1 (V224A)	1.622
17	FBXL22	NP_976307.1	1.586
18	ODF3	NP_444510.2	1.579
19	YWHAQ	NP_006817.1	1.576
20	MYL4	NP_002467.1	1.562

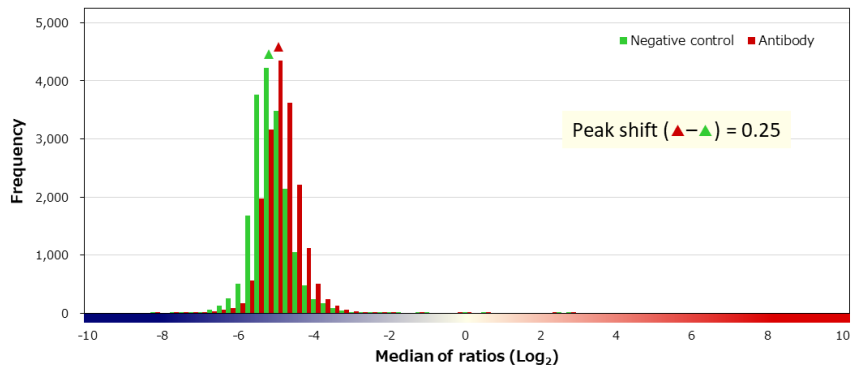
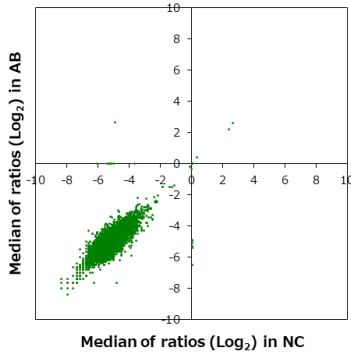


BSA	-	HA peptide	-	6xHis peptide	-	FLAG peptide	-
-----	---	------------	---	---------------	---	--------------	---

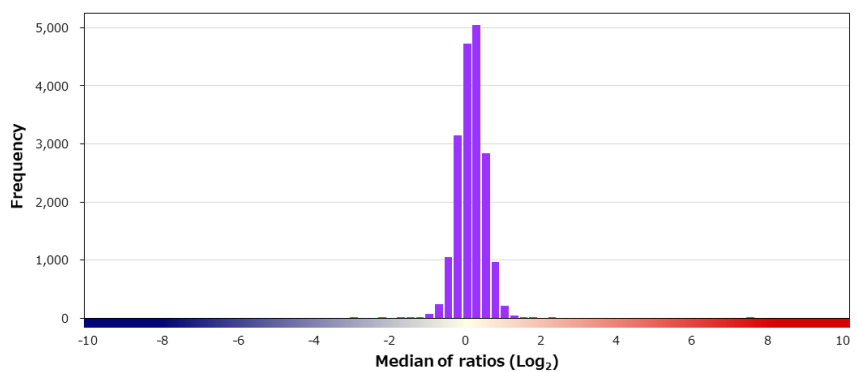
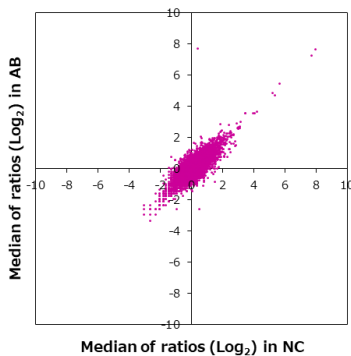
Supplier	Product code		Lot #
Leica	NCL-L-Napsin A		6073449
Host	Clonality	Isotype	Clone
Mouse	Monoclonal	IgG2b	IP64
Applications			
<input type="checkbox"/> WB	<input type="checkbox"/> SW	<input type="checkbox"/> ELISA	<input type="checkbox"/> FCM
<input type="checkbox"/> ICC	<input type="checkbox"/> IF	<input checked="" type="checkbox"/> IHC	<input type="checkbox"/> IP
<input type="checkbox"/> B/N			
Note			

タンパク質マイクロアレイ (18K)

測定値 (Raw データ) 分布

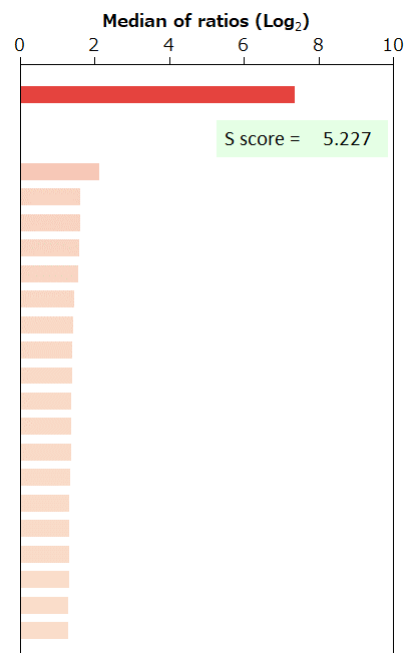


補正值分布



特異性検証

Rank	Gene	Protein	Score
On target			
1	NAPSA	NP_004842.1 (I40T)	7.347
Off target			
2	TP53	NP_000537.3:p.R175H	2.120
3	IRF9	NP_006075.3	1.616
3	PHKA2	NP_000283.1	1.616
5	RORA	NP_599023.1	1.587
6	EID3	NP_001008395.1	1.572
7	LCN15	NP_976222.1 (S152A/K164E)	1.460
8	TBC1D5	NP_001127853.1	1.420
9	TPPP3	NP_057048.2	1.407
10	ENTPD2	NP_982293.1	1.394
11	TCEA3	NP_003187.1	1.391
12	RGL2	NP_004752.1	1.389
13	OVOL1	NP_004552.2	1.372
14	ZMYM6	NP_009098.3	1.353
15	RAD1	NP_002844.1	1.327
16	UGGT1	Q9NYU2-2	1.327
17	DERL2	NP_057125.2	1.327
18	ALX4	NP_068745.2	1.314
19	SLC27A4	NP_005085.2	1.301
20	SPACA3	NP_776246.1	1.294

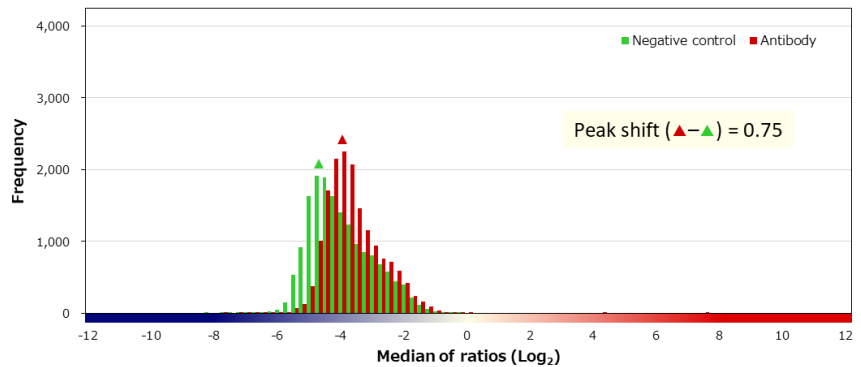
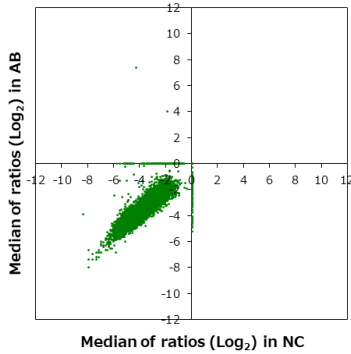


BSA	-	HA peptide	-	6xHis peptide	-	FLAG peptide	-	GST	-	MBP	-	Hemocyanin -KLH	-
-----	---	------------	---	---------------	---	--------------	---	-----	---	-----	---	-----------------	---

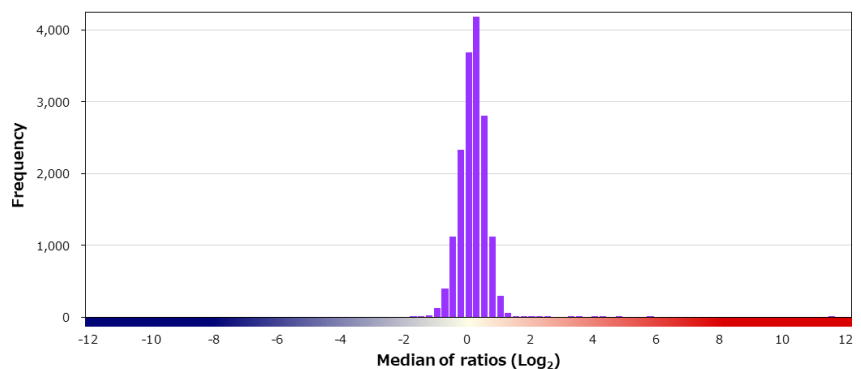
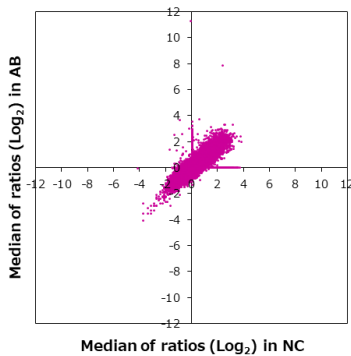
Supplier Cell Signaling Technology		Product code 9485P	Lot # 1
Host Rabbit	Clonality Monoclonal	Isotype IgG	Clone D8G9
Applications <input checked="" type="checkbox"/> WB <input type="checkbox"/> SW <input type="checkbox"/> ELISA <input type="checkbox"/> FCM <input type="checkbox"/> ICC <input checked="" type="checkbox"/> IF <input checked="" type="checkbox"/> IHC <input type="checkbox"/> IP <input type="checkbox"/> B/N			
Note			

タンパク質マイクロアレイ (18K)

測定値 (Raw データ) 分布

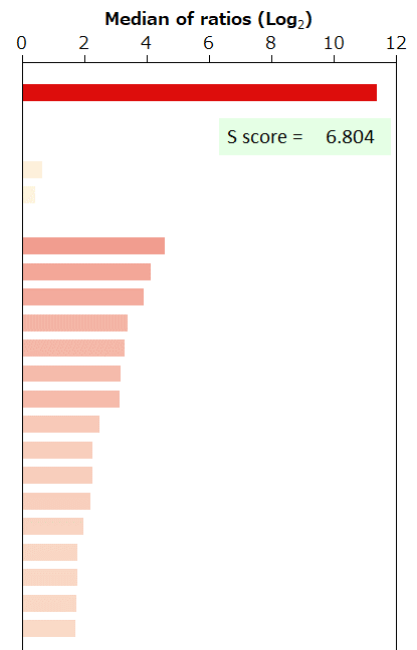


補正值分布



特異性検証

Rank	Gene	Protein	Score
On target			
1	NDRG1	NP_006087.2	11.390
Off target			
-	NDRG2	NP_963293.1	0.647
-	NDRG4	NP_001123959.1	0.446
-	NDRG3	Q9UGV2-3	-0.353
2	FBXL7	NP_036436.1	4.586
3	GBA2	NP_065995.1	4.128
4	APBB2	NP_001159523.1	3.898
5	BID	NP_932070.1 (N77S)	3.379
6	CD2	NP_001758.2	3.281
7	MGAT3	NP_002400.3	3.181
8	DDX50	NP_076950.1	3.146
9	LOC100130451	NP_001229504.1	2.488
10	CTAGE1	NP_758441.2	2.277
11	MIA2	NP_001234917.1 (I627V)	2.253
12	AGPAT3	NP_064517.1	2.187
13	BRCA1	NP_009229.2	1.978
14	CNDP1	NP_116038.4	1.791
15	CAPN8	NP_001137434.1	1.772
16	TP53	NP_001119590.1:p.R210S	1.742
17	PGM2L1	NP_775853.2 (L14P/V531I)	1.709

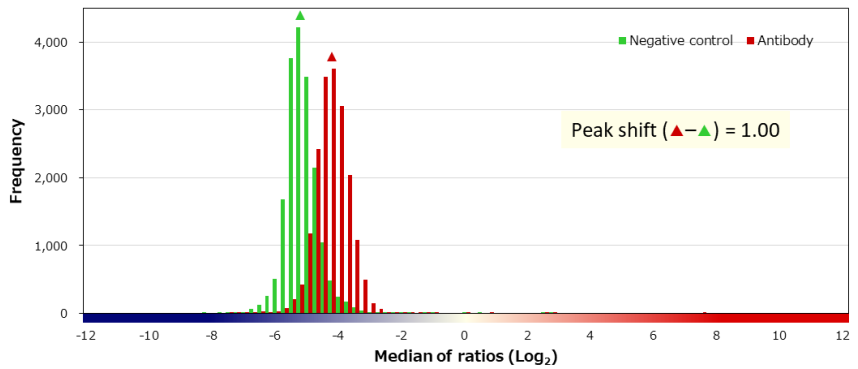
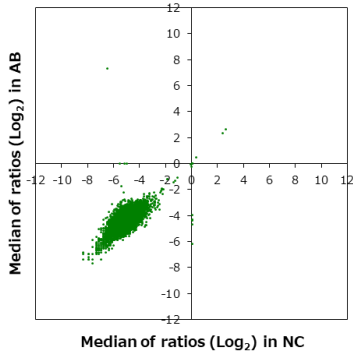


BSA	-	HA peptide	-	6xHis peptide	-	FLAG peptide	-
-----	---	------------	---	---------------	---	--------------	---

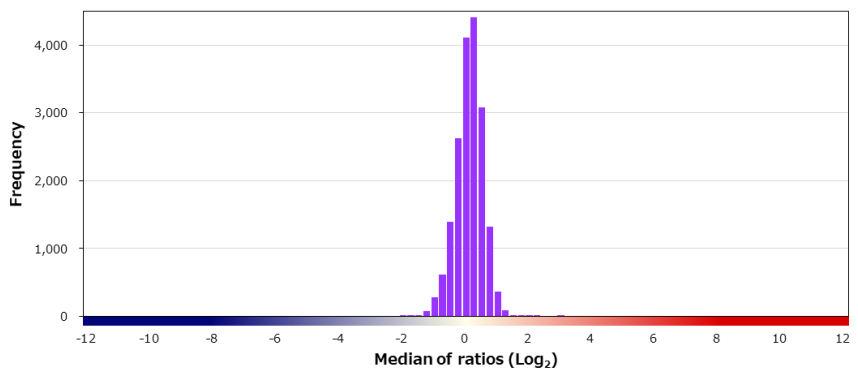
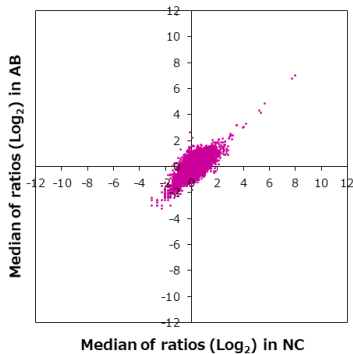
Supplier	Product code		Lot #
Leica	NCL-L-NF200-N52		6069875
Host	Clonality	Isotype	Clone
Mouse	Monoclonal	IgG1	N52.1.7
Applications			
<input type="checkbox"/> WB	<input type="checkbox"/> SW	<input type="checkbox"/> ELISA	<input type="checkbox"/> FCM
<input type="checkbox"/> ICC	<input type="checkbox"/> IF	<input checked="" type="checkbox"/> IHC	<input type="checkbox"/> IP
<input type="checkbox"/> B/N			
Note			

タンパク質マイクロアレイ (18K)

測定値 (Raw データ) 分布

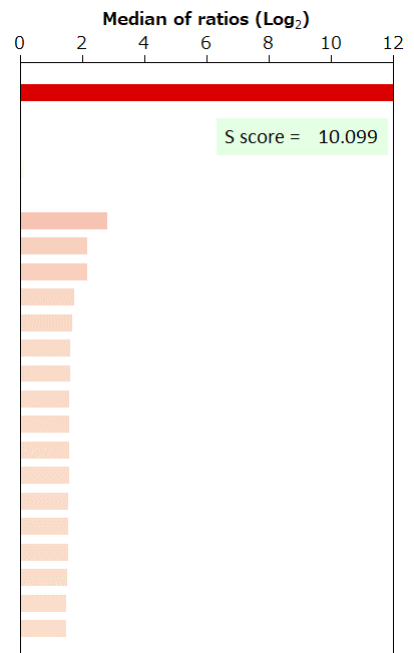


補正值分布



特異性検証

Rank	Gene	Protein	Score
On target			
1	NEFH	P12036-1	12.907
Off target			
-	NEFM	NP_005373.2 (P439T)	0.145
-	NEFL	NP_006149.2	-0.290
2	FAM228A	NP_001035800.1	2.808
3	WWC3	NP_056506.2	2.176
4	NUPR1	NP_001035948.1	2.163
5	SMG6	NP_001243756.1	1.751
6	RSL1D1	O76021-2	1.695
7	SNAPC1	NP_003073.1	1.624
8	MTDH	NP_848927.2 (T317A)	1.617
9	H1FOO	NP_001295191.1	1.604
10	PROCA1	NP_001291881.1	1.598
11	FBXO28	NP_055991.1	1.582
12	CD3EAP	NP_036231.1	1.576
13	TP53	NP_000537.3:p.R175H	1.573
14	DCD	NP_444513.1	1.562
15	HMGA1	NP_665906.1	1.547
16	JSRP1	NP_653217.1	1.533
17	SP140L	Q9H930-3	1.508
18	CCDC43	NP_653210.2	1.485

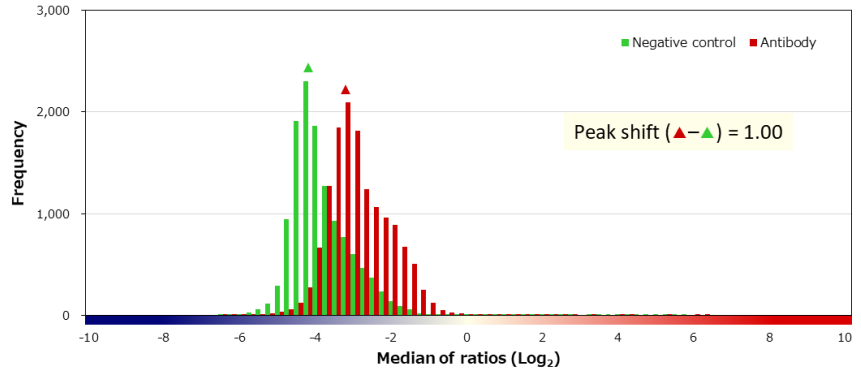
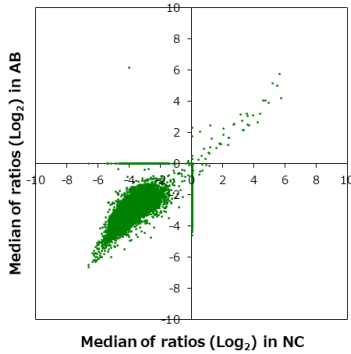


BSA	-	HA peptide	-	6xHis peptide	-	FLAG peptide	-	GST	-	MBP	-	Hemocyanin -KLH	-
-----	---	------------	---	---------------	---	--------------	---	-----	---	-----	---	-----------------	---

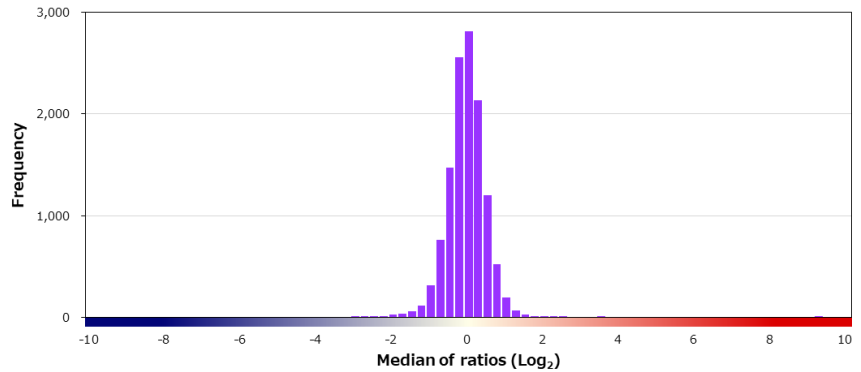
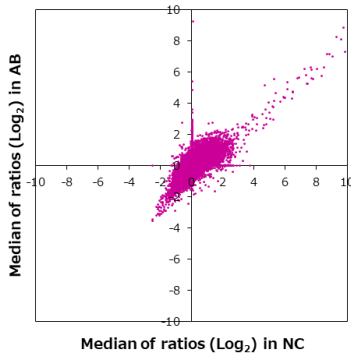
Supplier Cell Signaling Technology		Product code 2837P	Lot # 2
Host Rabbit	Clonality Monoclonal	Isotype IgG	Clone C28E10
Applications <input checked="" type="checkbox"/> WB <input type="checkbox"/> SW <input type="checkbox"/> ELISA <input type="checkbox"/> FCM <input type="checkbox"/> ICC <input checked="" type="checkbox"/> IF <input checked="" type="checkbox"/> IHC <input type="checkbox"/> IP <input type="checkbox"/> B/N			
Note			

タンパク質マイクロアレイ (18K)

測定値 (Raw データ) 分布

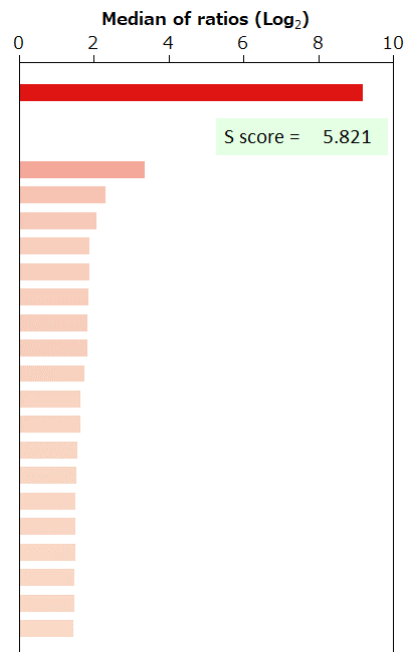


補正值分布



特異性検証

Rank	Gene	Protein	Score
On target			
1	NEFL	NP_006149.2	9.188
Off target			
2	RBFOX3	NP_001076044.1	3.367
3	C12orf66	NP_689653.3	2.313
4	UNC13D	NP_954712.1	2.084
5	CYP27A1	NP_000775.1	1.890
6	CCNO	NP_066970.3	1.887
7	LSM3	NP_055278.1	1.853
8	KRAS	NP_004976.2:p.Q61L	1.847
9	CD22	NP_001265346.1 (S492G/G573D)	1.839
10	CTTNBP2NL	NP_061174.1	1.743
11	FILIP1	NP_001276916.1	1.654
12	C1orf220	Q5T0J3	1.636
13	EIF4E	NP_001959.1	1.576
14	PRMT9	Q6P2P2-2	1.544
15	ADCY2	Q08462-2	1.518
16	TGM3	NP_003236.3 (T13K/G654R)	1.517
17	CXCL3	NP_002081.2	1.511
18	CD74	NP_001020330.1	1.496
19	NME4	NP_005000.1	1.477
20	CIR1	NP_004873.3	1.472

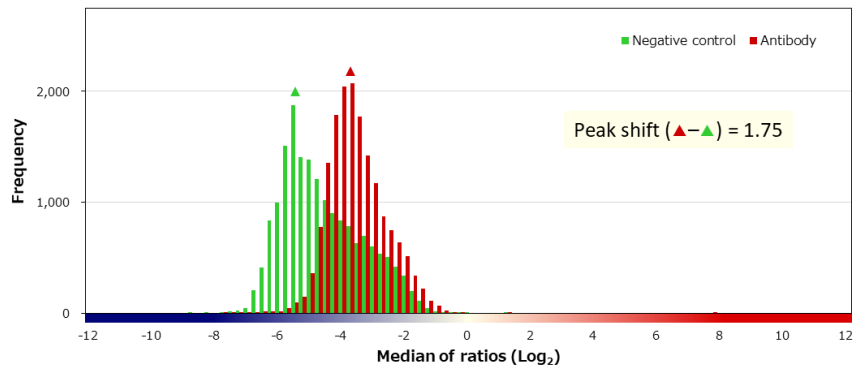
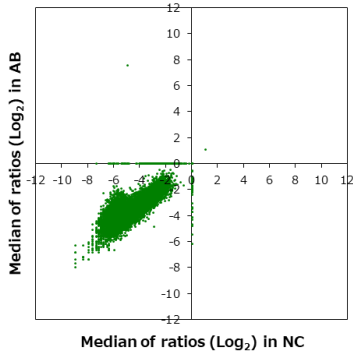


BSA	-	HA peptide	-	6xHis peptide	-	FLAG peptide	-
-----	---	------------	---	---------------	---	--------------	---

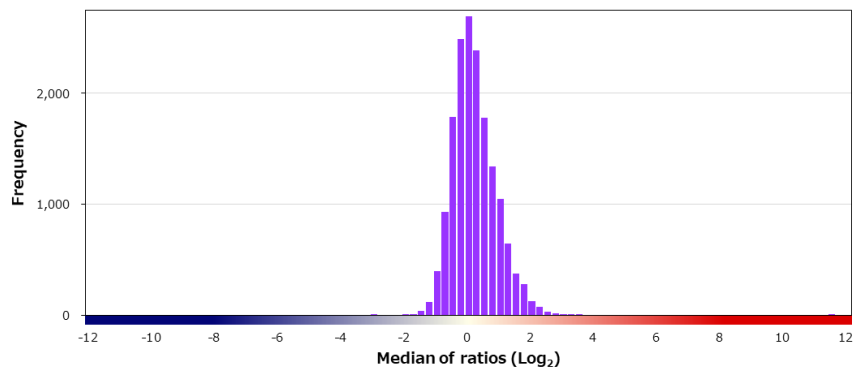
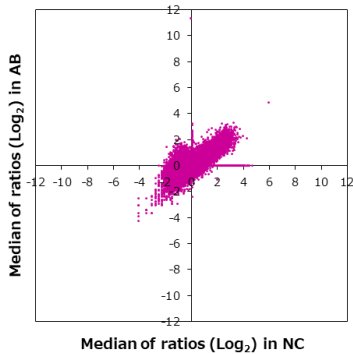
Supplier	Product code		Lot #
Agilent	IS05630		10116838
Host	Clonality	Isotype	Clone
Mouse	Monoclonal	IgG1, kappa	8G7G3/1
Applications			
<input type="checkbox"/> WB	<input type="checkbox"/> SW	<input type="checkbox"/> ELISA	<input type="checkbox"/> FCM
<input type="checkbox"/> ICC	<input type="checkbox"/> IF	<input checked="" type="checkbox"/> IHC	<input type="checkbox"/> IP
<input type="checkbox"/> B/N			
Note			

タンパク質マイクロアレイ (18K)

■ 測定値 (Raw データ) 分布

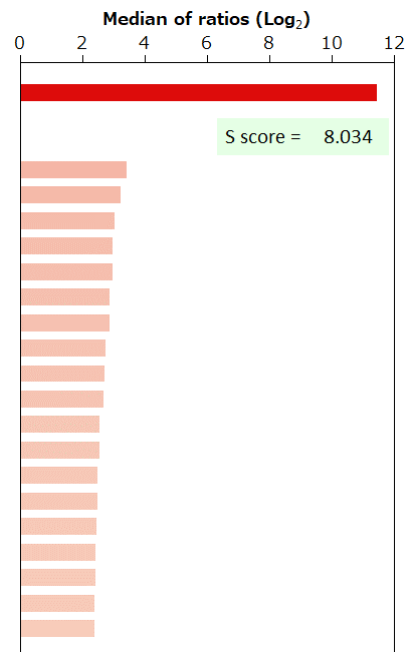


■ 補正值分布



■ 特異性検証

Rank	Gene	Protein	Score
On target			
1	NKX2-1	NP_001073136.1	11.447
Off target			
2	TMEM237	NP_689601.2	3.413
3	REEP2	NP_001258732.1	3.235
4	SDHAF2	NP_060311.1	3.038
5	JSRP1	NP_653217.1	2.981
6	MLF1	NP_001182361.1	2.964
7	HIST1H1C	NP_005310.1	2.879
8	TP53	NP_001263626.1:p.G86D	2.868
9	YAF2	NP_005739.2	2.736
10	DZIP1	NP_945319.1	2.731
11	CDCA8	NP_060571.1	2.682
12	LPL	NP_000228.1	2.561
13	PRR15L	NP_077296.1	2.552
14	ARIH2OS	NP_001116512.1	2.488
15	IFNG	NP_000610.2	2.482
16	DNM3	NP_001265181.1 (I527T)	2.474
17	TRO	NP_057241.2	2.439
18	PTHLH	NP_002811.1	2.427
19	PINX1	NP_060354.4	2.410
20	HIST1H2AM	NP_003505.1	2.384

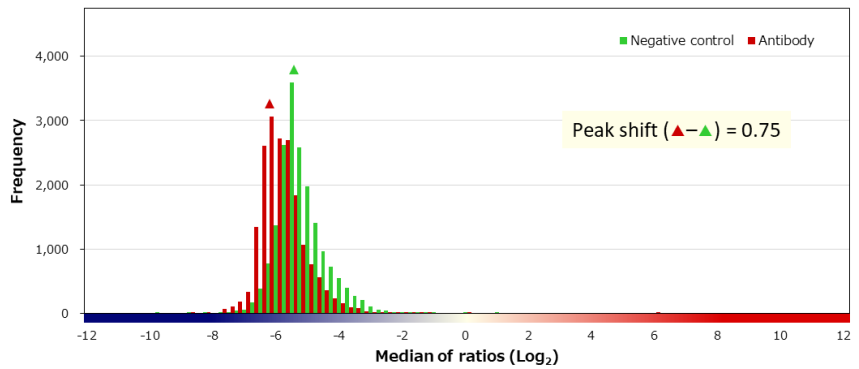
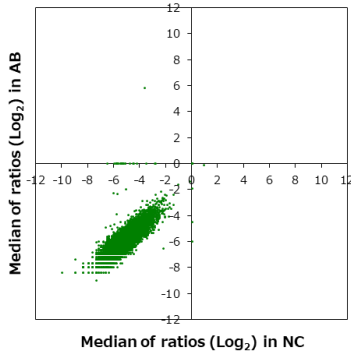


BSA	-	HA peptide	-	6xHis peptide	-	FLAG peptide	-
-----	---	------------	---	---------------	---	--------------	---

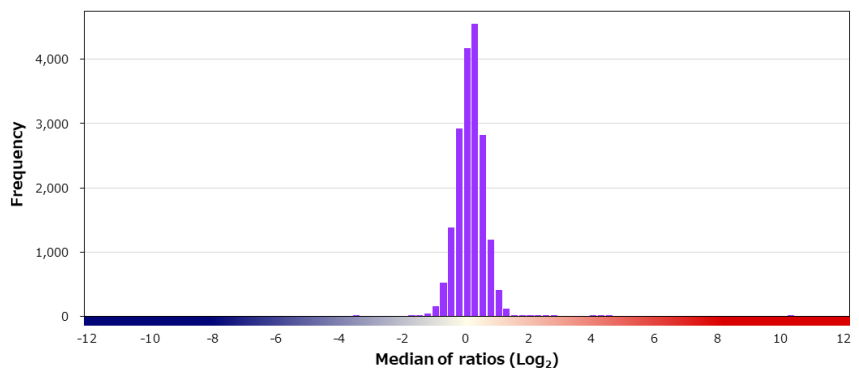
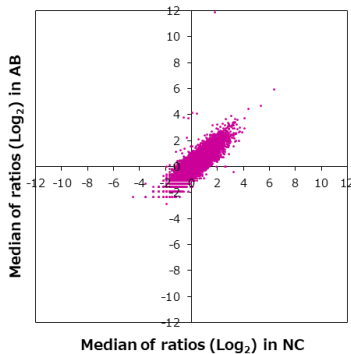
Supplier	Roche		Product code	790-4756		Lot #	F20124	
Host	Rabbit		Clonality	Monoclonal		Isotype	IgG	
Applications	<input type="checkbox"/> WB	<input type="checkbox"/> SW	<input type="checkbox"/> ELISA	<input type="checkbox"/> FCM	<input type="checkbox"/> ICC	<input type="checkbox"/> IF	<input checked="" type="checkbox"/> IHC	<input type="checkbox"/> IP <input type="checkbox"/> B/N
Note								

タンパク質マイクロアレイ (18K)

■ 測定値 (Raw データ) 分布

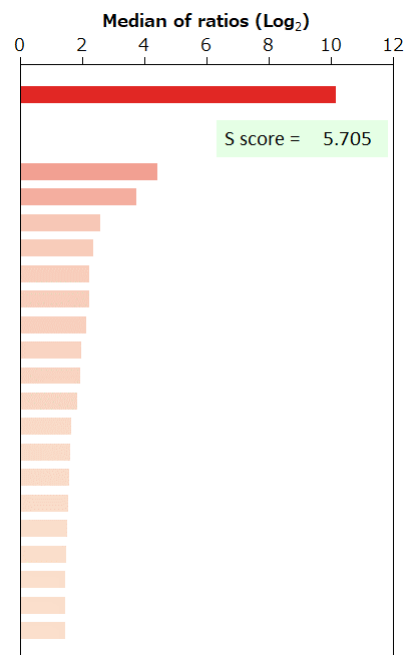


■ 補正值分布



■ 特異性検証

Rank	Gene	Protein	Score
On target			
1	NKX2-1	NP_001073136.1	10.141
Off target			
2	IKBIP	NP_710154.1	4.436
3	VSX1	NP_055403.2	3.760
4	LOC399886	A1L4Q6	2.595
5	C11orf45	NP_659450.1	2.378
6	SDPR	NP_004648.1	2.241
7	VEGFB	NP_003368.1	2.241
8	TBR1	NP_006584.1	2.125
9	RNF133	NP_631914.1	1.978
10	SGCG	NP_000222.1	1.941
11	COL10A1	NP_000484.2	1.849
12	PSG7	NP_002774.2	1.656
13	TBCA	NP_004598.1	1.612
14	TICAM1	NP_891549.1	1.594
15	C20orf196	Q8IYI0-2	1.549
16	FAAH	NP_001432.2 (P129T)	1.518
17	EGF	NP_001171602.1 (A302T/M666I/E878V)	1.486
18	LRRTM3	NP_821079.3	1.463
19	RUBCNL	NP_001273691.1 (G152R)	1.452
20	LINC00521	Q8NCU1-1	1.449

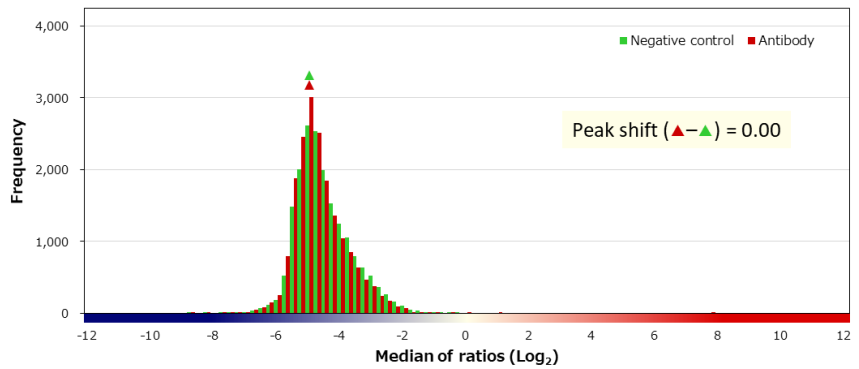
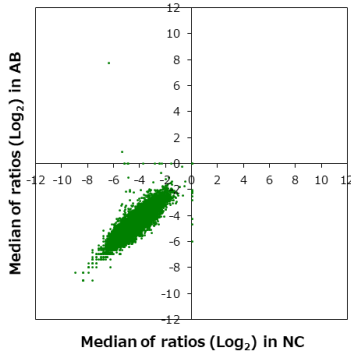


BSA	-	HA peptide	-	6xHis peptide	-	FLAG peptide	-	GST	-	MBP	-	Hemocyanin -KLH	-
-----	---	------------	---	---------------	---	--------------	---	-----	---	-----	---	-----------------	---

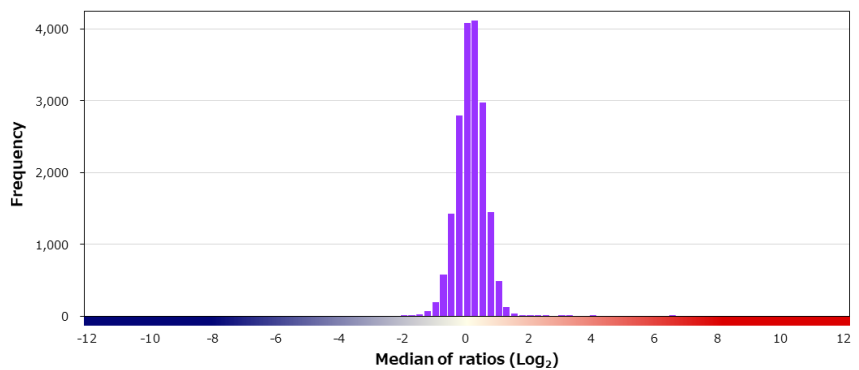
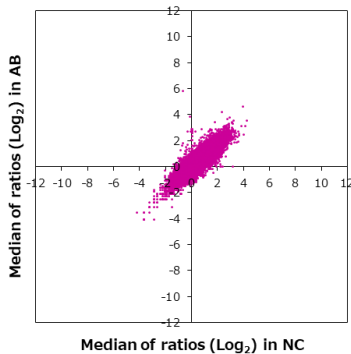
Supplier	Roche		Product code	760-5086		Lot #	V0001551		
Host	Rabbit		Clonality	Monoclonal		Isotype	IgG		
Applications	<input type="checkbox"/> WB	<input type="checkbox"/> SW	<input type="checkbox"/> ELISA	<input type="checkbox"/> FCM	<input type="checkbox"/> ICC	<input type="checkbox"/> IF	<input checked="" type="checkbox"/> IHC	<input type="checkbox"/> IP	<input type="checkbox"/> B/N
Note									

タンパク質マイクロアレイ (18K)

■ 測定値 (Raw データ) 分布

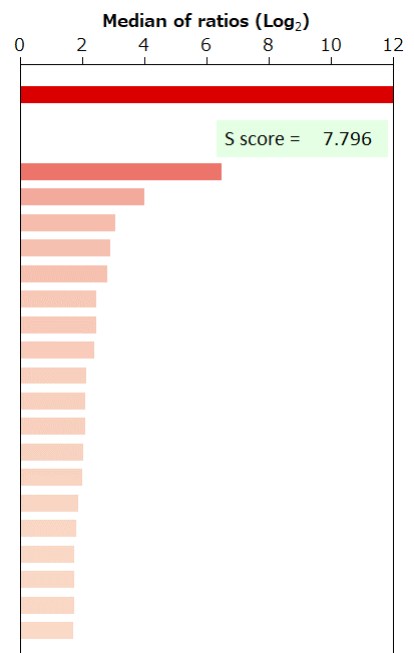


■ 補正值分布



■ 特異性検証

Rank	Gene	Protein	Score
On target			
1	NKX3-1	NP_006158.2	14.293
Off target			
2	TSEN34	NP_076980.2	6.497
3	PTPRN2	NP_570858.2 (S208P)	3.999
4	ZNF571	NP_057620.3 (E252D/L573H)	3.084
5	EPDR1	NP_060019.2	2.921
6	ZNF3	NP_116313.3	2.821
7	NCK2	NP_003572.2	2.469
8	CMTM2	NP_653274.1	2.454
9	ZCCHC16	NP_001004308.2 (L27P)	2.389
10	MRPS34	NP_076425.1	2.136
11	STX1A	NP_004594.1	2.121
12	CBLC	NP_036248.3	2.103
13	P2RX7	NP_002553.3 (T357S)	2.032
14	VEGFA	NP_001165097.1	1.993
15	CCDC69	NP_056436.2 (R197K)	1.872
16	YIPF5	NP_110426.4	1.808
17	GDI2	NP_001485.2	1.756
17	SH3KBP1	NP_114098.1	1.756
19	ZNF672	NP_079112.1	1.738
20	CCDC170	NP_079335.2 (A331T/V683I)	1.718

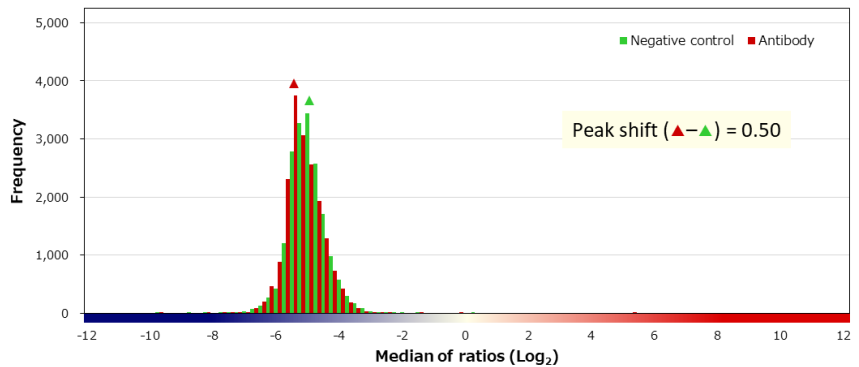
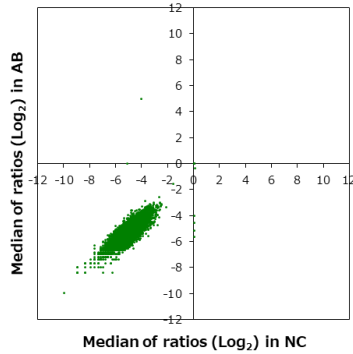


BSA	-	HA peptide	-	6xHis peptide	-	FLAG peptide	-	GST	-	MBP	-	Hemocyanin -KLH	-
-----	---	------------	---	---------------	---	--------------	---	-----	---	-----	---	-----------------	---

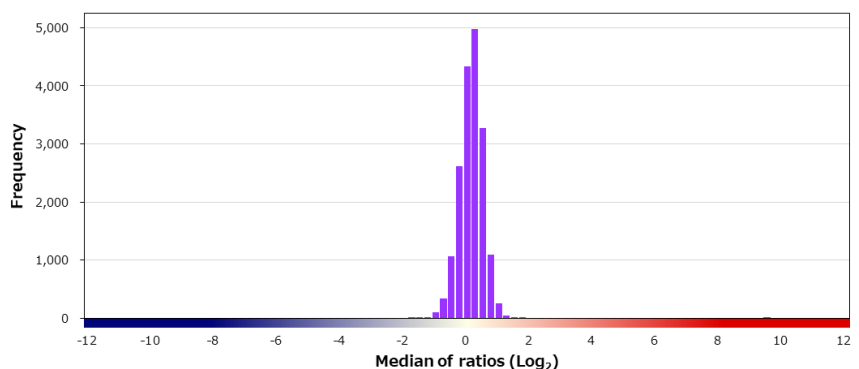
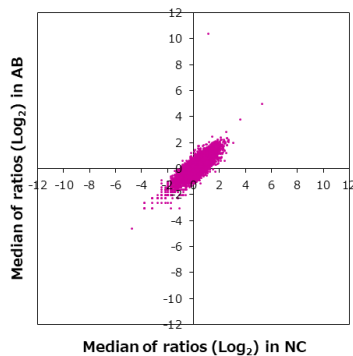
Supplier Cell Signaling Technology		Product code 13418S	Lot # 1
Host Rabbit	Clonality Monoclonal	Isotype IgG	Clone E1Y6D
Applications <input checked="" type="checkbox"/> WB <input type="checkbox"/> SW <input type="checkbox"/> ELISA <input type="checkbox"/> FCM <input type="checkbox"/> ICC <input type="checkbox"/> IF <input type="checkbox"/> IHC <input checked="" type="checkbox"/> IP <input type="checkbox"/> B/N			
Note			

タンパク質マイクロアレイ (18K)

測定値 (Raw データ) 分布

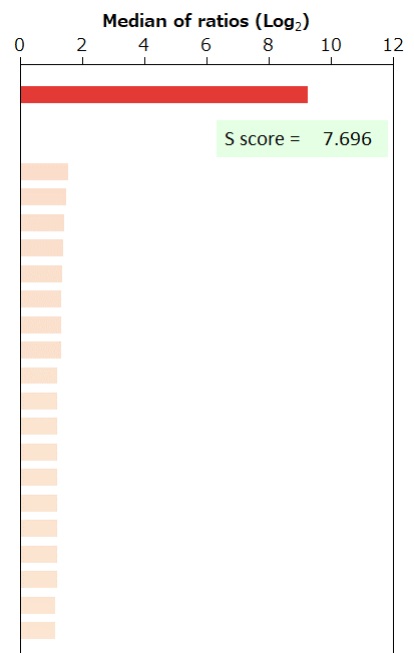


補正值分布



特異性検証

Rank	Gene	Protein	Score
On target			
1	NR1D1	NP_068370.1	9.263
Off target			
2	EXOC3-AS1	Q8N2X6	1.567
3	LIN37	NP_061977.1	1.492
4	ZNF764	NP_001166150.1	1.417
5	FKBP9	NP_001271270.1	1.411
6	TP53	NP_001263625.1:p.R234C	1.377
7	SPATA4	NP_653245.2	1.326
8	HMG20A	NP_060670.1	1.326
8	RSL1D1	O76021-2	1.326
10	NME7	NP_932076.1	1.220
11	THEMIS	NP_001305460.1 (I533V)	1.189
11	CAMK2B	NP_742075.1	1.189
11	JUN	NP_002219.1	1.189
11	TAL2	NP_005412.1	1.189
11	DNAJC17	NP_060633.1	1.189
11	TRPC5OS	NP_001182505.1	1.189
11	ZBTB18	NP_991331.1	1.189
11	LRRC37A5P	Q49AS3	1.189
19	SERF2	NP_001186804.1	1.150
20	POLI	NP_009126.2	1.146

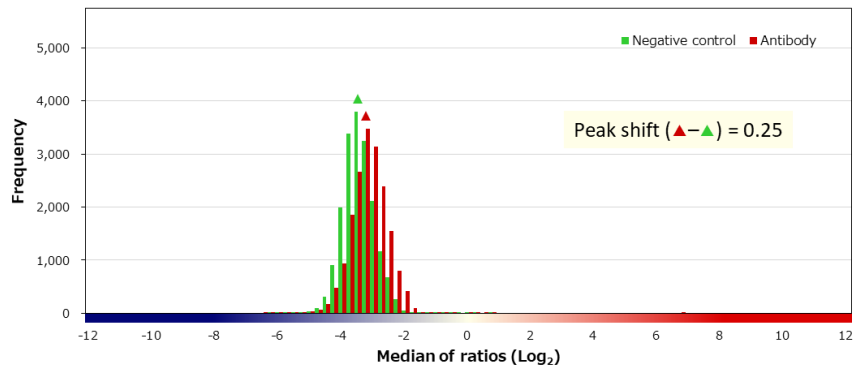
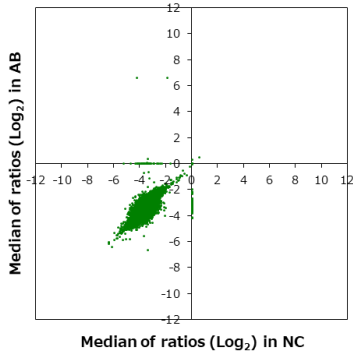


BSA	-	HA peptide	-	6xHis peptide	-	FLAG peptide	-	GST	-	MBP	-	Hemocyanin -KLH	-
-----	---	------------	---	---------------	---	--------------	---	-----	---	-----	---	-----------------	---

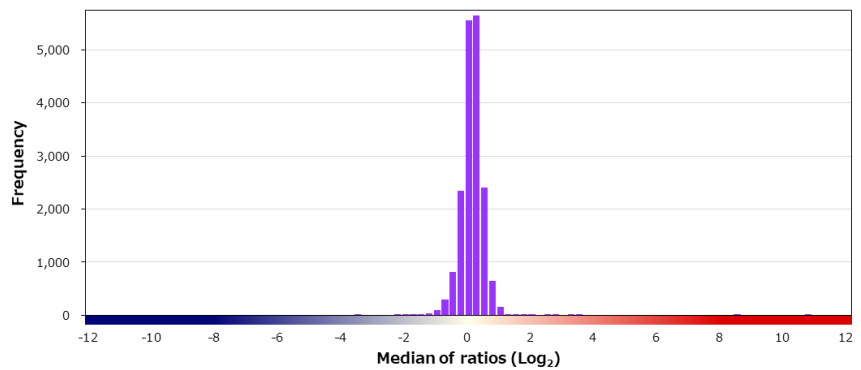
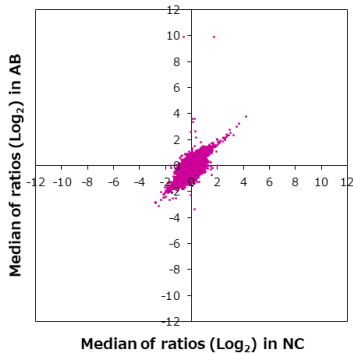
Supplier Cell Signaling Technology		Product code 12041S	Lot # 3
Host Rabbit	Clonality Monoclonal	Isotype IgG	Clone D6H2L
Applications <input checked="" type="checkbox"/> WB <input type="checkbox"/> SW <input type="checkbox"/> ELISA <input checked="" type="checkbox"/> FCM <input type="checkbox"/> ICC <input checked="" type="checkbox"/> IF <input checked="" type="checkbox"/> IHC <input checked="" type="checkbox"/> IP <input type="checkbox"/> B/N			
Note			

タンパク質マイクロアレイ (18K)

■ 測定値 (Raw データ) 分布

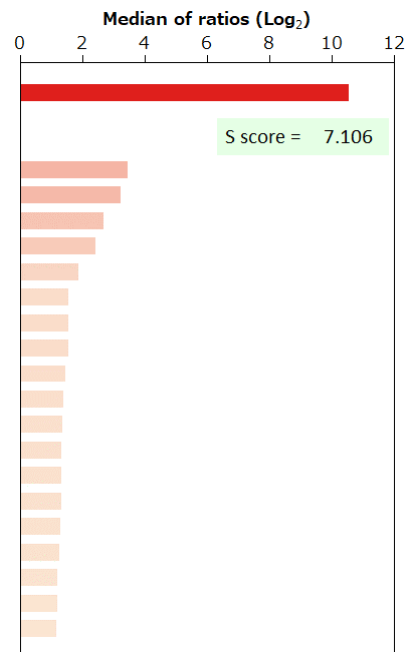


■ 補正值分布



■ 特異性検証

Rank	Gene	Protein	Score
On target			
1	NR3C1	NP_000167.1	10.552
Off target			
2	MTF2	NP_001157863.1	3.446
3	PRR5L	NP_001153640.1	3.247
4	OR1J4	NP_001004452.1	2.692
5	IGSF1	NP_991402.1	2.414
6	NUPR2	NP_001139184.1	1.875
7	PAGE1	NP_003776.2	1.559
8	TERF2	NP_005643.1	1.550
9	MELTF	NP_201573.1	1.547
10	C17orf82	NP_982249.2 (L186P)	1.471
11	SEC23B	NP_006354.2 (M373V/P433L)	1.397
12	VWA2	Q5GFL6-2	1.369
13	ANK1	NP_065211.2	1.348
14	GIMAP4	NP_060796.1	1.335
15	SLITRK4	NP_775101.1	1.317
16	CYLC2	NP_001331.1	1.292
17	HIST1H1C	NP_005310.1	1.269
18	AHCY	NP_000678.1	1.211
19	PITPNM1	NP_004901.2	1.201
20	EXD2	NP_060669.1	1.161

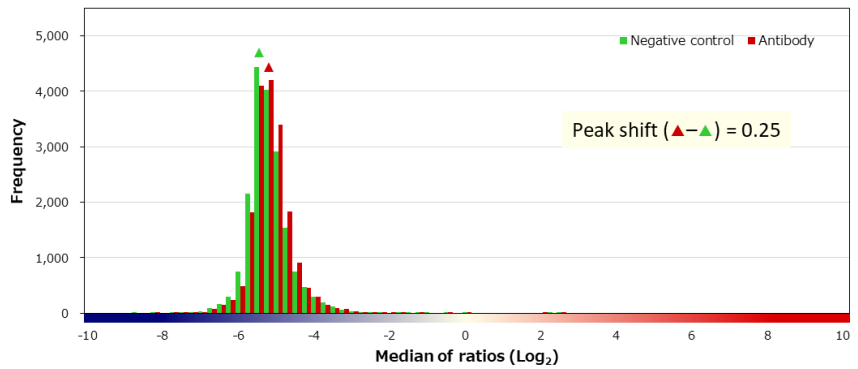
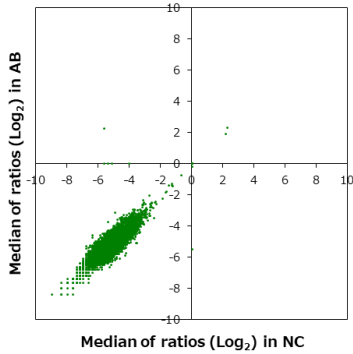


BSA	-	HA peptide	-	6xHis peptide	-	FLAG peptide	-
-----	---	------------	---	---------------	---	--------------	---

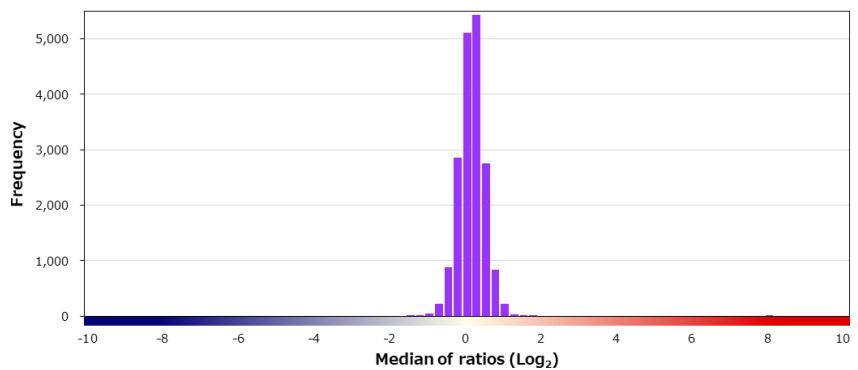
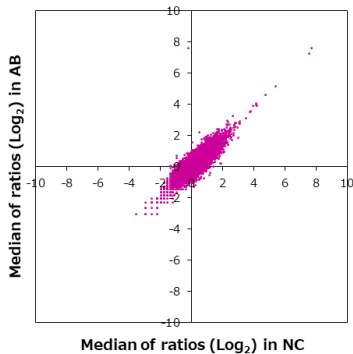
Supplier	Leica		Product code	NCL-L-PAX-5		Lot #	6068550	
Host	Mouse		Clonality	Monoclonal		Isotype	IgG1	
Applications	<input type="checkbox"/> WB	<input type="checkbox"/> SW	<input type="checkbox"/> ELISA	<input type="checkbox"/> FCM	<input type="checkbox"/> ICC	<input type="checkbox"/> IF	<input checked="" type="checkbox"/> IHC	<input type="checkbox"/> IP <input type="checkbox"/> B/N
Note								

タンパク質マイクロアレイ (18K)

■ 測定値 (Raw データ) 分布

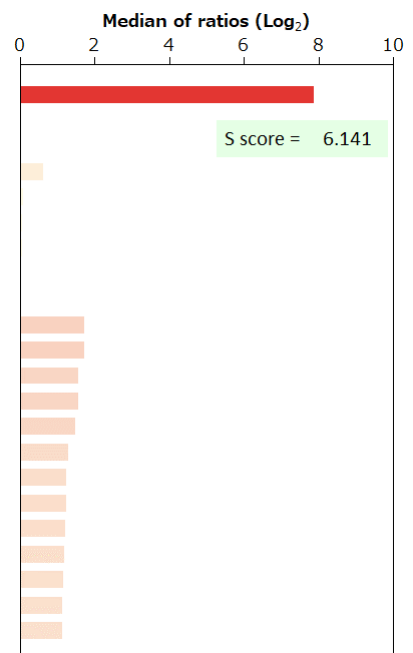


■ 補正值分布



■ 特異性検証

Rank	Gene	Protein	Score
On target			
1	PAX5	NP_057953.1	7.863
Off target			
-	PAX6	NP_000271.1	0.630
-	PAX3	NP_852123.1	0.098
-	PAX8	NP_003457.1	0.069
-	PAX9	NP_006185.1	0.066
-	PAX3	NP_852124.1	-0.376
-	PAX2	NP_003981.2	-0.639
2	PSD2	NP_115665.1	1.722
3	C10orf120	NP_001010912.1	1.719
4	UNC5B	NP_734465.2	1.571
5	E2F8	NP_078956.2	1.571
6	B4GALT4	NP_003769.1	1.477
7	PCDHB11	NP_061754.1 (D528E)	1.300
8	ZNF419	NP_001091964.1	1.251
9	ME1	NP_002386.1	1.242
10	CD47	NP_001768.1	1.209
11	PMVK	NP_006547.1	1.190
12	DDX1	NP_004930.1	1.151
13	TP53	NP_001263625.1:p.I156T	1.139
13	PQLC2L	NP_001123473.1	1.139

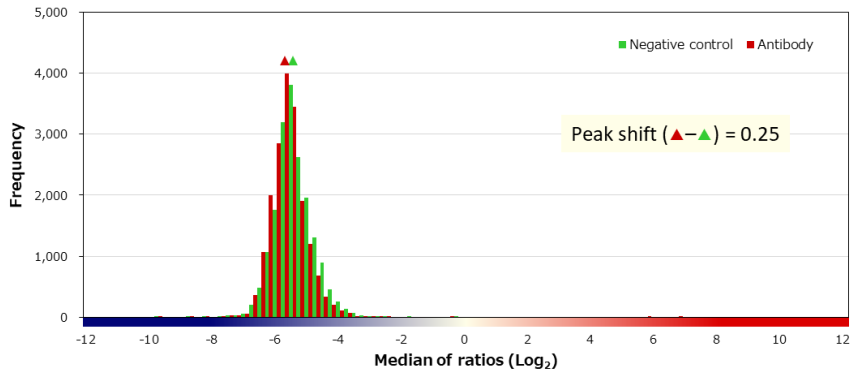
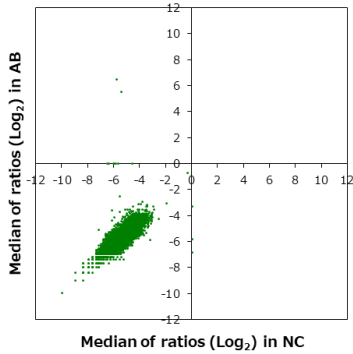


BSA	-	HA peptide	-	6xHis peptide	-	FLAG peptide	-	GST	-	MBP	-	Hemocyanin -KLH	-
-----	---	------------	---	---------------	---	--------------	---	-----	---	-----	---	-----------------	---

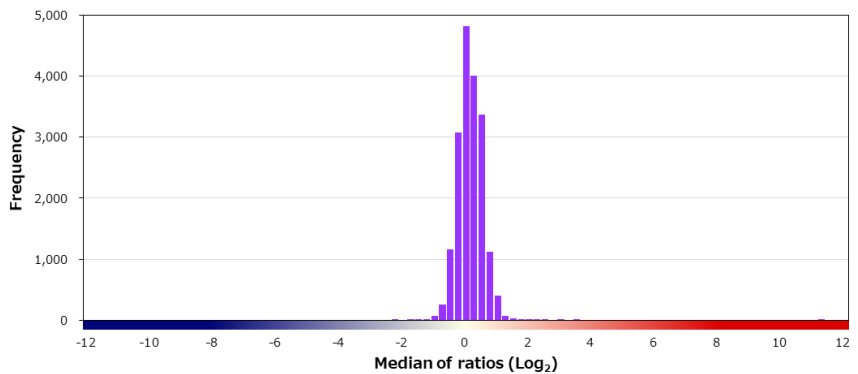
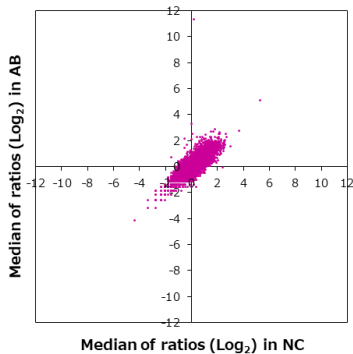
Supplier	Roche		Product code	790-4420		Lot #	F16500		
Host	Rabbit		Clonality	Monoclonal		Isotype	Clone		
Applications	<input type="checkbox"/> WB	<input type="checkbox"/> SW	<input type="checkbox"/> ELISA	<input type="checkbox"/> FCM	<input type="checkbox"/> ICC	<input type="checkbox"/> IF	<input checked="" type="checkbox"/> IHC	<input type="checkbox"/> IP	<input type="checkbox"/> B/N
Note									

タンパク質マイクロアレイ (18K)

■ 測定値 (Raw データ) 分布

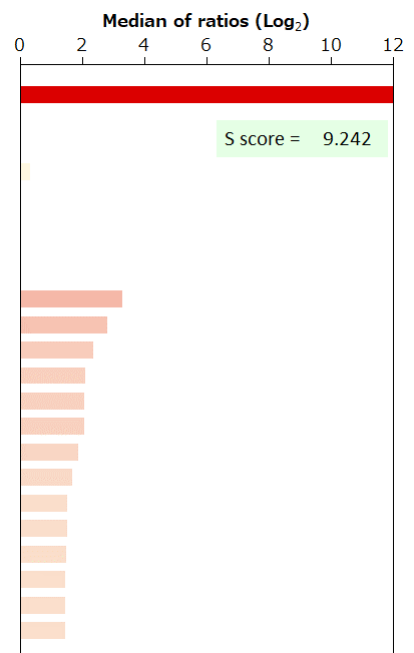


■ 補正值分布



■ 特異性検証

Rank	Gene	Protein	Score
On target			
1	PAX5	NP_057953.1	12.553
Off target			
-	PAX8	NP_003457.1	0.345
-	PAX3	NP_852123.1	-0.004
-	PAX2	NP_003981.2	-0.011
-	PAX6	NP_000271.1	-0.082
-	PAX9	NP_006185.1	-0.104
2	PDXDC2P	Q6P474	3.311
3	PDXDC1/LOC102724985	NP_055842.2/XP_006725288.1	2.802
4	ELF2	NP_001263387.1	2.352
5	NEU3	NP_006647.3	2.108
6	NDUFV2	NP_066552.2 (V29A)	2.085
7	PGA5	NP_055039.1	2.059
8	SNX24	NP_054754.1	1.888
9	GTPBP8	NP_054889.2	1.678
10	KRTAP11-1	NP_787054.1	1.515
11	DHX36	NP_065916.2	1.515
12	ANKRD26P1	Q6NSI1 (K265T)	1.484
13	HTATSF1	NP_055315.2	1.469
14	CHI3L1	NP_001267.2 (Q104R)	1.454
14	TP53	NP_001119585.1:p.E298*	1.454

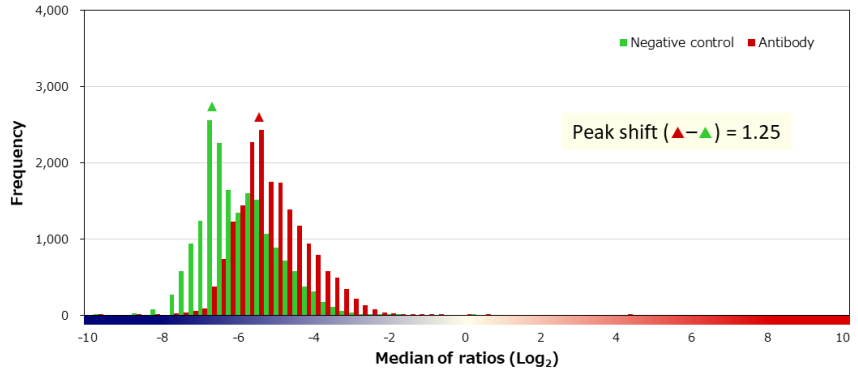
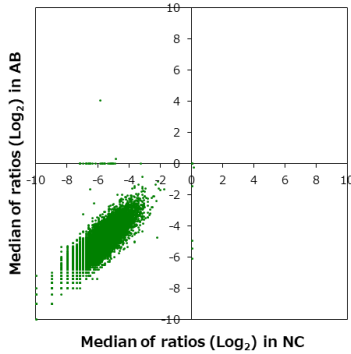


BSA	-	HA peptide	-	6xHis peptide	-	FLAG peptide	-	GST	-	MBP	-	Hemocyanin -KLH	-
-----	---	------------	---	---------------	---	--------------	---	-----	---	-----	---	-----------------	---

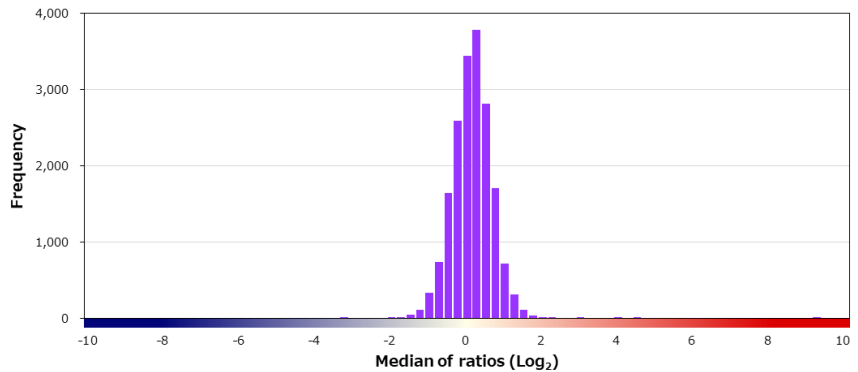
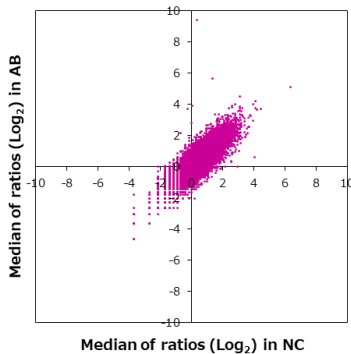
Supplier ニチレイバイオサイエンス	Product code 418211	Lot # H1609
Host Mouse	Clonality Monoclonal	Isotype IgG1
Applications <input type="checkbox"/> WB <input type="checkbox"/> SW <input type="checkbox"/> ELISA <input type="checkbox"/> FCM <input type="checkbox"/> ICC <input type="checkbox"/> IF <input checked="" type="checkbox"/> IHC <input type="checkbox"/> IP <input type="checkbox"/> B/N		
Note		

タンパク質マイクロアレイ (18K)

測定値 (Raw データ) 分布

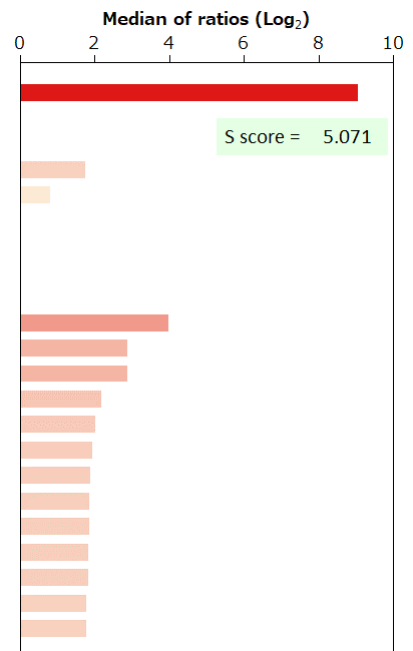


補正值分布



特異性検証

Rank	Gene	Protein	Score
On target			
1	PAX8	NP_003457.1	9.062
Off target			
17	PAX6	NP_000271.1	1.747
-	PAX3	NP_852123.1	0.803
-	PAX2	NP_003981.2	0.018
-	PAX5	NP_057953.1	-0.037
-	PAX3	NP_852124.1	-0.112
-	PAX9	NP_006185.1	-0.189
2	TP53	NP_001263626.1:p.H34R	3.991
3	SOX10	NP_008872.1	2.888
4	FOXRED2	NP_079231.4	2.884
5	TMEM86A	NP_699178.1	2.192
6	CLUL1	NP_001275965.1	2.024
7	MFAP1	NP_005917.2	1.941
8	CALD1	NP_149347.2	1.890
9	UNC5CL	NP_775832.2 (R432G)	1.870
10	RUFY4	Q6ZNE9-3	1.852
11	NIPSNAP1	NP_003625.2	1.834
11	DERL1	NP_077271.1	1.834
13	VEGFA	NP_001165097.1	1.785
14	EPHX3	NP_079070.1	1.777

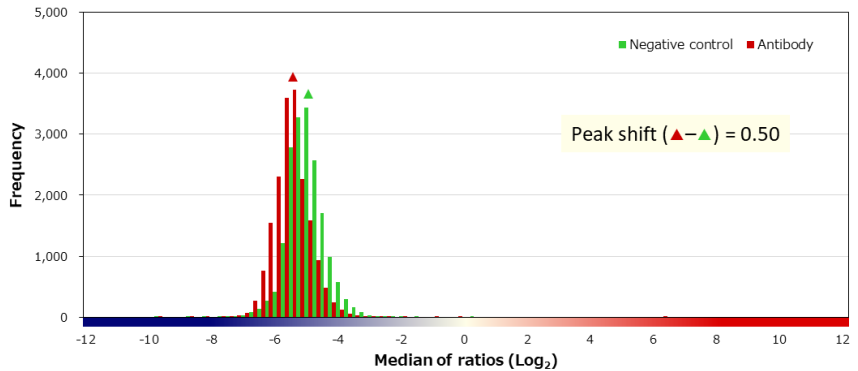
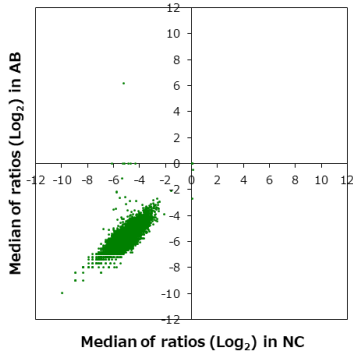


BSA	-	HA peptide	-	6xHis peptide	-	FLAG peptide	-	GST	-	MBP	-	Hemocyanin -KLH	-
-----	---	------------	---	---------------	---	--------------	---	-----	---	-----	---	-----------------	---

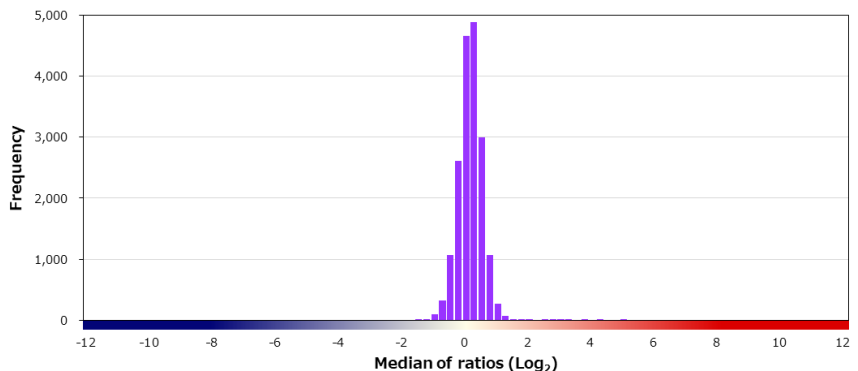
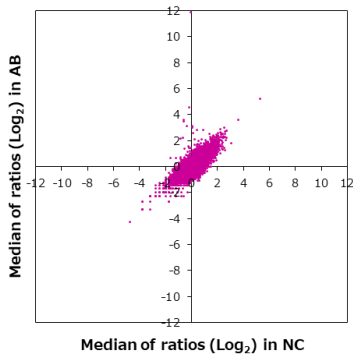
Supplier Cell Signaling Technology		Product code 14013P	Lot # 1
Host Rabbit	Clonality Monoclonal	Isotype IgG	Clone D1E1S
Applications <input checked="" type="checkbox"/> WB <input type="checkbox"/> SW <input type="checkbox"/> ELISA <input type="checkbox"/> FCM <input checked="" type="checkbox"/> ICC <input checked="" type="checkbox"/> IF <input checked="" type="checkbox"/> IHC <input checked="" type="checkbox"/> IP <input type="checkbox"/> B/N			
Note			

タンパク質マイクロアレイ (18K)

測定値 (Raw データ) 分布

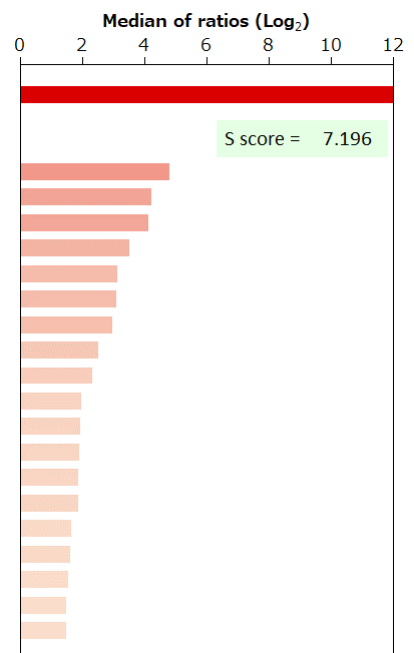


補正值分布



特異性検証

Rank	Gene	Protein	Score
On target			
1	PCSK2	NP_002585.2	12.012
Off target			
2	FGF19	NP_005108.1	4.816
3	LHX5	NP_071758.1	4.218
4	CCDC33	NP_001274110.1 (S73N)	4.128
5	RXRG	NP_008848.1	3.517
6	MAPK1	NP_002736.3	3.136
7	SOX9	NP_000337.1	3.095
8	COQ9	O75208-2	2.979
9	FURIN	NP_002560.1	2.519
10	FXYD5	NP_054883.3	2.327
11	LGR5	NP_003658.1	1.967
12	PGM2L1	NP_775853.2 (T69A/S74F/V531I)	1.958
13	NPRL2	NP_006536.3	1.918
14	POLR2F	NP_001288059.1	1.877
15	CASQ1	NP_001222.3	1.865
16	ZNF280B	NP_542942.2	1.658
17	CREB3	NP_006359.3	1.636
18	TBC1D3H	NP_001116864.3	1.543
19	FKBP4	NP_002005.1	1.510
20	ZZZ3	NP_056349.1	1.505

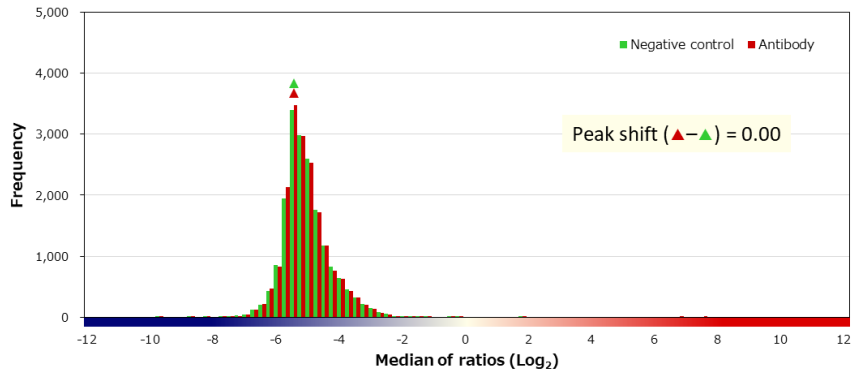
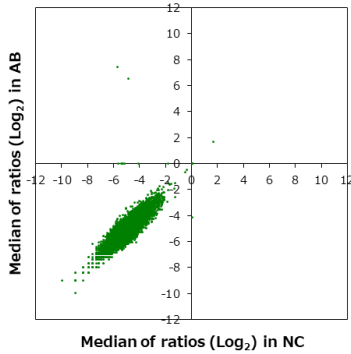


BSA	-	HA peptide	-	6xHis peptide	-	FLAG peptide	-	GST	-	MBP	-	Hemocyanin -KLH	-
-----	---	------------	---	---------------	---	--------------	---	-----	---	-----	---	-----------------	---

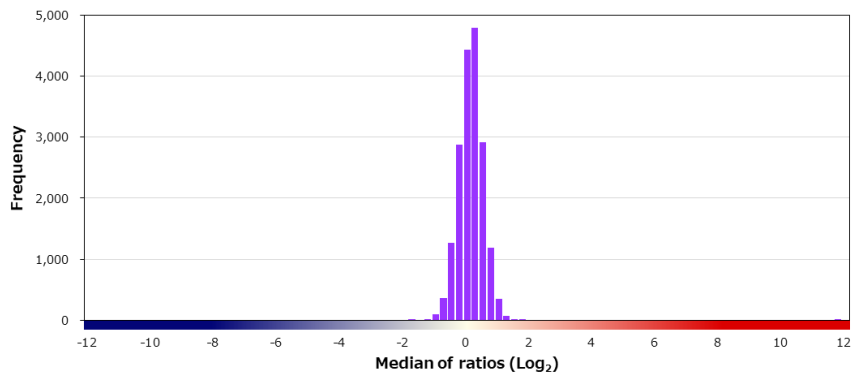
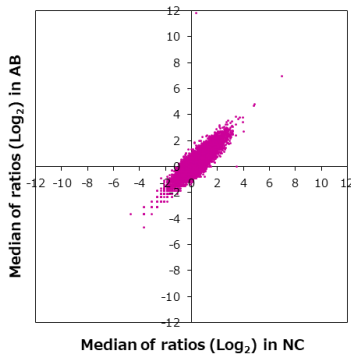
Supplier Cell Signaling Technology		Product code 43248S	Lot # 1
Host Mouse	Clonality Monoclonal	Isotype IgG2a	Clone EH33
Applications <input type="checkbox"/> WB <input type="checkbox"/> SW <input type="checkbox"/> ELISA <input type="checkbox"/> FCM <input type="checkbox"/> ICC <input type="checkbox"/> IF <input checked="" type="checkbox"/> IHC <input type="checkbox"/> IP <input type="checkbox"/> B/N			
Note			

タンパク質マイクロアレイ (18K)

測定値 (Raw データ) 分布

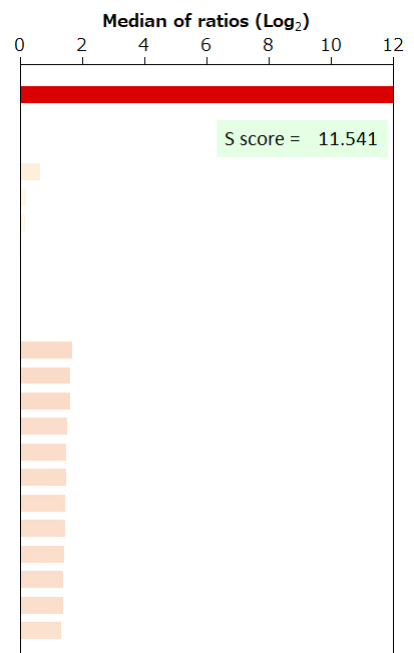


補正值分布



特異性検証

Rank	Gene	Protein	Score
On target			
1	PDCD1	NP_005009.2	13.215
Off target			
-	PDCD6	NP_037364.1	0.672
-	PDCD2	NP_002589.2	0.218
-	PDCD4	NP_001186421.1 (I22V)	0.189
-	PDCD7	NP_005698.1	0.026
-	PDCD11	NP_055791.1	-0.334
-	PDCD10	NP_009148.2	-0.410
-	PDCD5	XP_005259449.1	-0.559
2	TP53	NP_001119590.1:p.H140Y	1.674
3	CD46	NP_758869.1	1.627
4	HIPK1	NP_938009.1	1.611
5	ABCB5	NP_001157414.1	1.511
6	TCL1A	NP_068801.1	1.478
6	KDM5C	NP_004178.2	1.478
8	LINC00467	Q9BRT7	1.471
9	IL17RC	NP_703191.1 (S182L)	1.468
10	MT1HL1	NP_001263616.1	1.436
11	DSG2	NP_001934.2	1.404
12	GRAMD1A	NP_065946.2	1.398
13	PDCL	NP_005379.3	1.348

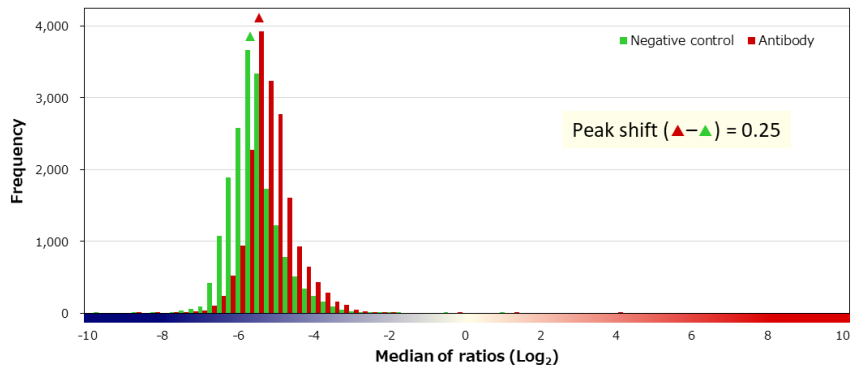
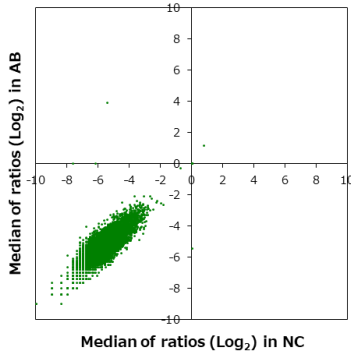


BSA	-	HA peptide	-	6xHis peptide	-	FLAG peptide	-	GST	-	MBP	-	Hemocyanin -KLH	-
-----	---	------------	---	---------------	---	--------------	---	-----	---	-----	---	-----------------	---

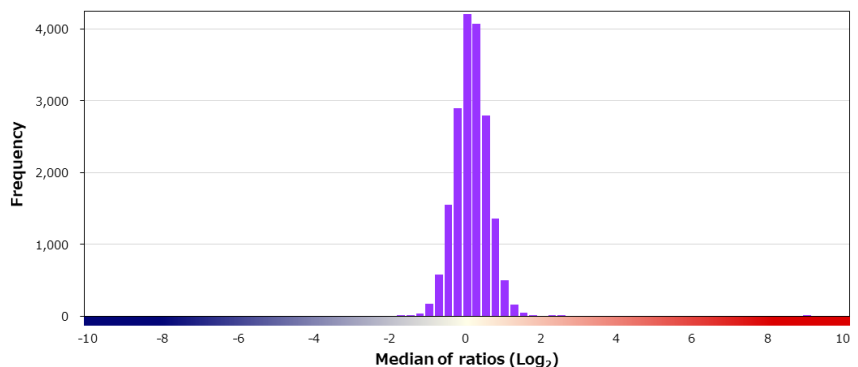
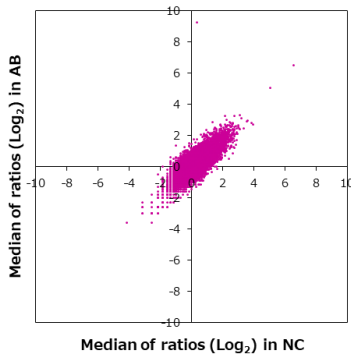
Supplier Cell Signaling Technology		Product code 13856P	Lot # 1
Host Rabbit	Clonality Monoclonal	Isotype IgG	Clone D6M5M
Applications <input checked="" type="checkbox"/> WB <input type="checkbox"/> SW <input type="checkbox"/> ELISA <input type="checkbox"/> FCM <input checked="" type="checkbox"/> ICC <input checked="" type="checkbox"/> IF <input checked="" type="checkbox"/> IHC <input checked="" type="checkbox"/> IP <input type="checkbox"/> B/N			
Note			

タンパク質マイクロアレイ (18K)

■ 測定値 (Raw データ) 分布

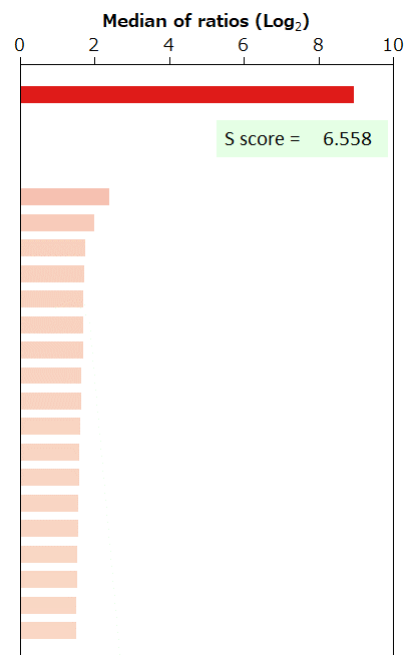


■ 補正值分布



■ 特異性検証

Rank	Gene	Protein	Score
On target			
1	PGRMC1	NP_006658.1	8.944
Off target			
-	PGRMC2	NP_006311.2	0.035
2	TRIM55	NP_908973.1	2.386
3	NXF2/NXF2B	NP_071336.1 (S511Y)/NP_001093156.1 (S511Y)	2.004
4	CEACAM6	NP_002474.4	1.749
5	TDRD1	NP_942090.1 (M251T)	1.734
6	ACBD3	NP_073572.2 (E187D)	1.710
7	C21orf58	NP_478060.2	1.689
7	KDM3B	Q7LBC6-3	1.689
9	MAN2C1	NP_001243423.1	1.652
10	PRAME	NP_006106.1 (W7R/D105G)	1.641
11	XRCC1	NP_006288.2	1.620
12	RNPC3	NP_060089.1	1.602
12	LIN9	Q5TKA1-3	1.602
14	TP53	NP_001119586.1:p.H193Y	1.571
15	AAMP	NP_001289474.1	1.569
16	CAPN10	NP_075571.1 (T504A)	1.549
17	TMEM132A	NP_060340.2 (A970V)	1.532
18	NGEF	NP_062824.2 (M111T)	1.519
19	WDR18	NP_077005.2 (A172T)	1.516

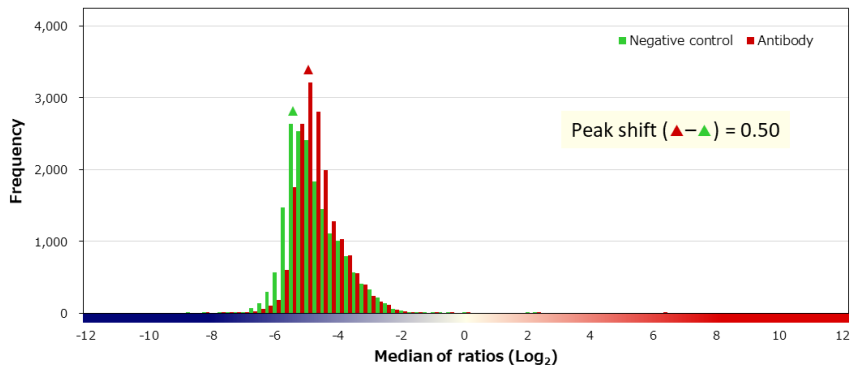
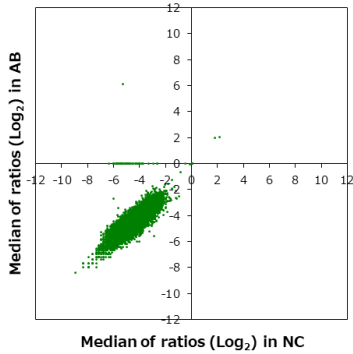


BSA	-	HA peptide	-	6xHis peptide	-	FLAG peptide	-	GST	-	MBP	-	Hemocyanin -KLH	-
-----	---	------------	---	---------------	---	--------------	---	-----	---	-----	---	-----------------	---

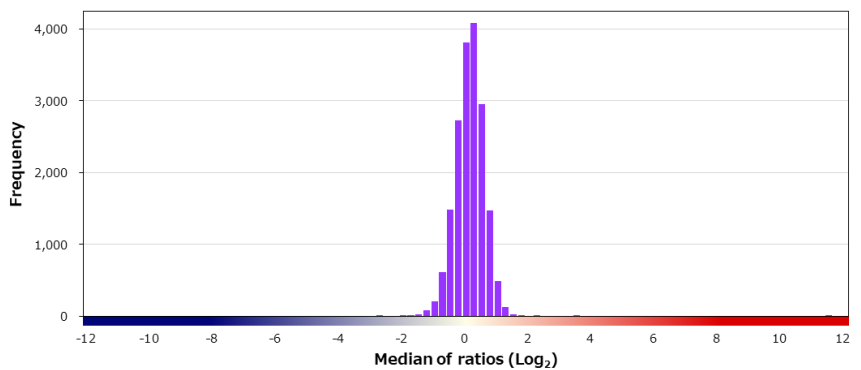
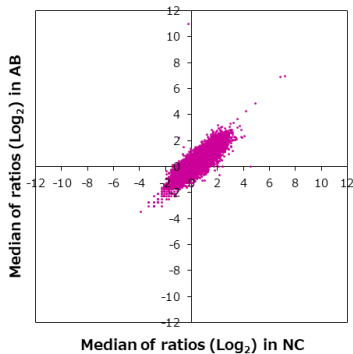
Supplier	Product code		Lot #
Leica	NCL-L-GCDFP15		6070829
Host	Clonality	Isotype	Clone
Mouse	Monoclonal	IgG2a	23A3
Applications			
<input type="checkbox"/> WB	<input type="checkbox"/> SW	<input type="checkbox"/> ELISA	<input type="checkbox"/> FCM
<input type="checkbox"/> ICC	<input type="checkbox"/> IF	<input checked="" type="checkbox"/> IHC	<input type="checkbox"/> IP
<input type="checkbox"/> B/N			
Note			

タンパク質マイクロアレイ (18K)

測定値 (Raw データ) 分布

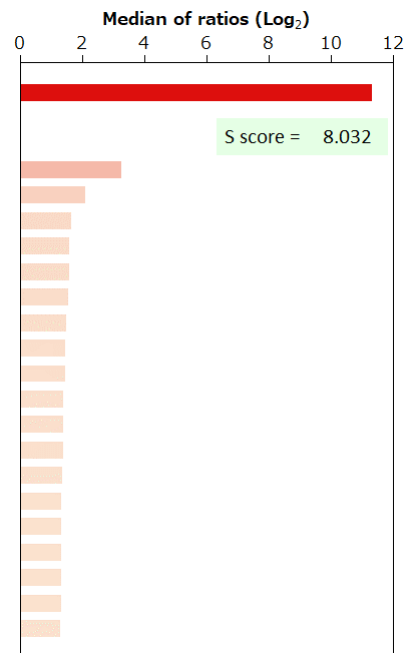


補正值分布



特異性検証

Rank	Gene	Protein	Score
On target			
1	PIP	NP_002643.1	11.309
Off target			
2	EBAG9	NP_004206.1	3.277
3	SF3A2	NP_009096.2	2.103
4	ACTR3	NP_005712.1	1.667
5	PIGB	NP_004846.4 (I68L/W299L/L484S)	1.581
5	TP53	NP_000537.3:p.R282W	1.581
7	IRAK1	NP_001020413.1	1.571
8	PHB2	NP_001138303.1	1.487
9	S1PR2	NP_004221.3	1.472
10	RHOH	NP_004301.1	1.456
11	NT5DC1	Q5TFE4-2	1.411
12	SLC39A11	NP_001153242.1 (T111A)	1.399
13	GML	NP_002057.1	1.385
14	ZADH2	NP_787103.1	1.356
15	ALKBH1	NP_006011.2	1.342
16	C1orf210	NP_872323.1	1.340
17	SDHAF4	NP_660310.2	1.330
18	FAM89A	NP_940954.1	1.330
19	TCAIM	NP_001269843.1	1.321
20	CENPO	NP_077298.1	1.311

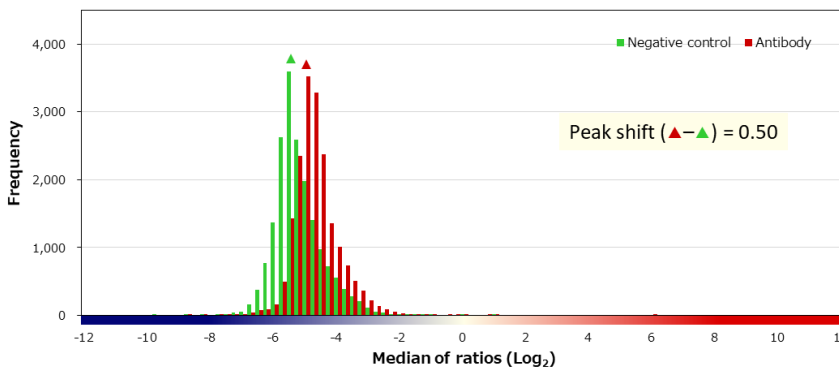
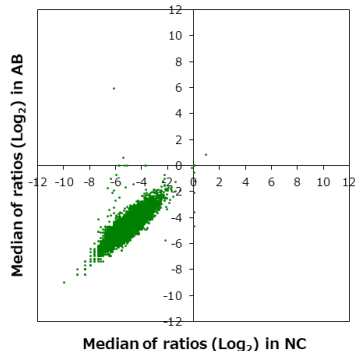


BSA	-	HA peptide	-	6xHis peptide	-	FLAG peptide	-	GST	-	MBP	-	Hemocyanin -KLH	-
-----	---	------------	---	---------------	---	--------------	---	-----	---	-----	---	-----------------	---

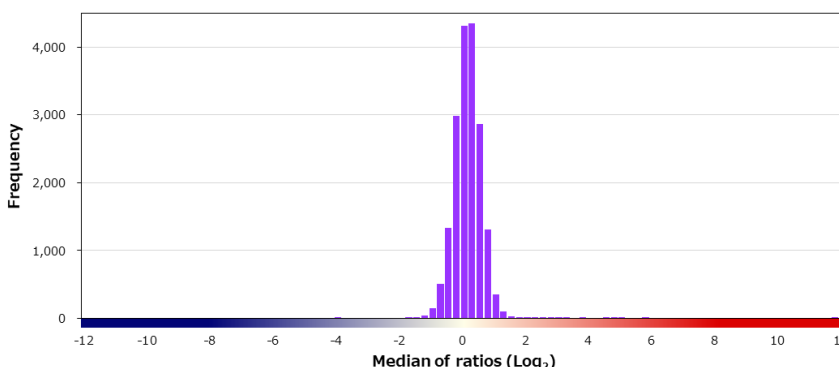
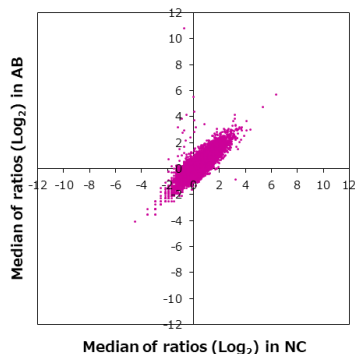
Supplier	Product code		Lot #
Roche	760-2708		V0001368
Host	Clonality	Isotype	Clone
Rabbit	Polyclonal		
Applications			
<input type="checkbox"/> WB	<input type="checkbox"/> SW	<input type="checkbox"/> ELISA	<input type="checkbox"/> FCM
<input type="checkbox"/> ICC	<input type="checkbox"/> IF	<input checked="" type="checkbox"/> IHC	<input type="checkbox"/> IP
<input type="checkbox"/> B/N			
Note			

タンパク質マイクロアレイ (18K)

測定値 (Raw データ) 分布

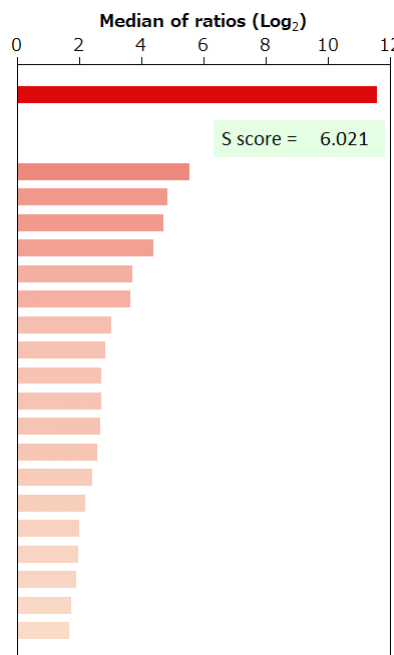


補正值分布



特異性検証

Rank	Gene	Protein	Score
On target			
1	POMC	NP_000930.1	11.580
Off target			
2	DTD2	NP_542395.1	5.559
3	STX6	NP_005810.1	4.836
4	BTN3A2	NP_008978.2	4.715
5	FBXO7	NP_036311.3 (M115I)	4.402
6	BTN3A1	NP_008979.3	3.715
7	MB	NP_005359.1	3.637
8	SYP	NP_003170.1	3.047
9	RAP2B	NP_002877.2	2.845
10	DDX47	NP_057439.2	2.719
11	SEPT3	NP_061979.3	2.715
12	BTN3A3	NP_008925.1	2.684
13	IFT57	NP_060480.1	2.592
14	DHODH	NP_001352.2 (K7Q)	2.414
15	CPSF6	NP_008938.2	2.211
16	TFAP2B	NP_003212.2	2.011
17	TNFRSF10B	NP_003833.4 (P32LV191A)	1.981
18	RNF115	NP_055270.1	1.907
19	CHFR	NP_001154818.1	1.740
20	PSTPIP2	NP_077748.3	1.680

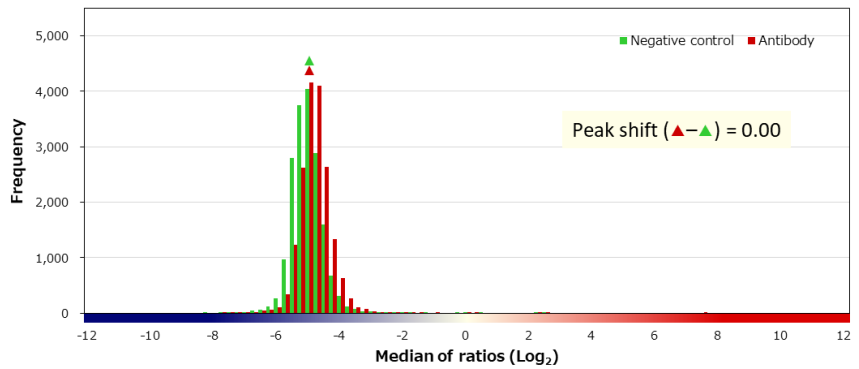
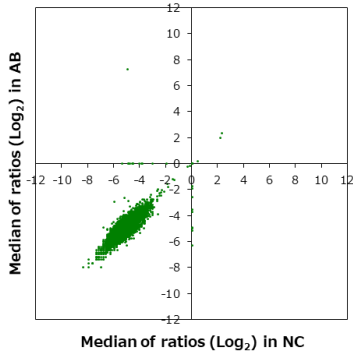


BSA	-	HA peptide	-	6xHis peptide	-	FLAG peptide	-	GST	-	MBP	-	Hemocyanin -KLH	◆
-----	---	------------	---	---------------	---	--------------	---	-----	---	-----	---	-----------------	---

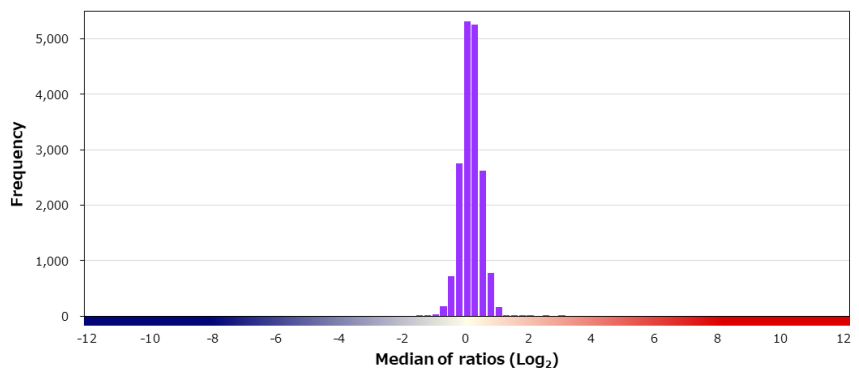
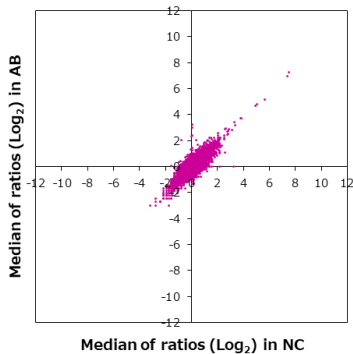
Supplier Leica	Product code NCL-L-BOB-1	Lot # 6074836
Host Mouse	Clonality Monoclonal	Isotype IgG2b
Applications <input type="checkbox"/> WB <input type="checkbox"/> SW <input type="checkbox"/> ELISA <input type="checkbox"/> FCM <input type="checkbox"/> ICC <input type="checkbox"/> IF <input checked="" type="checkbox"/> IHC <input type="checkbox"/> IP <input type="checkbox"/> B/N		
Note		

タンパク質マイクロアレイ (18K)

■ 測定値 (Raw データ) 分布

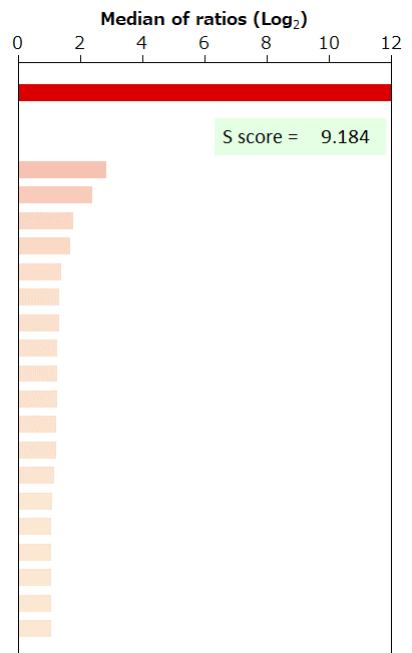


■ 補正值分布



■ 特異性検証

Rank	Gene	Protein	Score
On target			
1	POU2AF1	NP_006226.2	12.034
Off target			
2	ABCE1	NP_002931.2	2.850
3	RAMP2	NP_005845.2	2.387
4	HAND1	NP_004812.1	1.784
5	LRRC32	NP_005503.1	1.702
6	GPA33	NP_005805.1	1.406
7	FAHD2A	NP_057128.2	1.337
8	PRKRA	NP_003681.1	1.335
9	LDLRAD3	NP_777562.1	1.279
10	UROC1	NP_653240.1	1.264
11	GTPBP6	NP_036359.3	1.261
12	ARRDC4	NP_899232.2 (T79A/P347S/S358P)	1.232
13	AKT1	NP_005154.2	1.232
14	RASSF7	NP_003466.1	1.173
15	FAM186B	NP_115506.1	1.106
16	BHLHB9	NP_085142.1	1.084
17	HDAC4	NP_006028.2	1.084
17	IRF1	NP_002189.1	1.084
19	IGSF8	Q969P0-2	1.071
19	DSC2	NP_077740.1	1.071

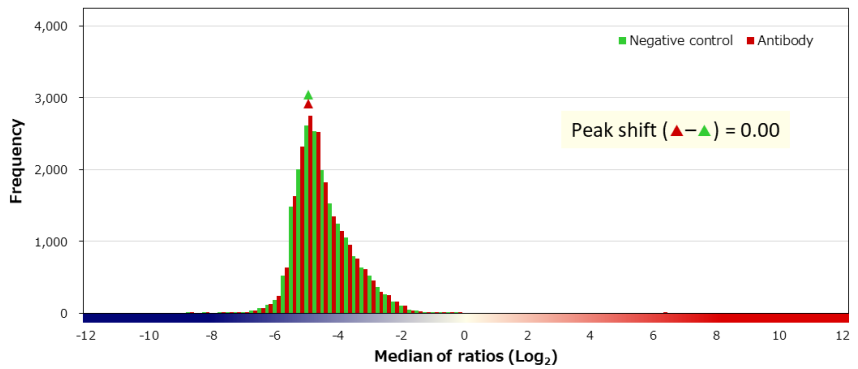
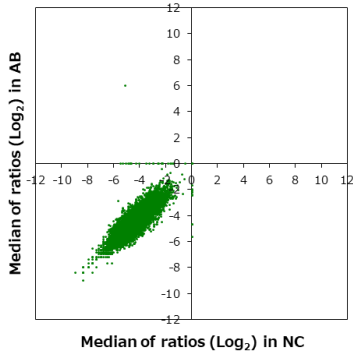


BSA	-	HA peptide	-	6xHis peptide	-	FLAG peptide	-	GST	-	MBP	-	Hemocyanin -KLH	-
-----	---	------------	---	---------------	---	--------------	---	-----	---	-----	---	-----------------	---

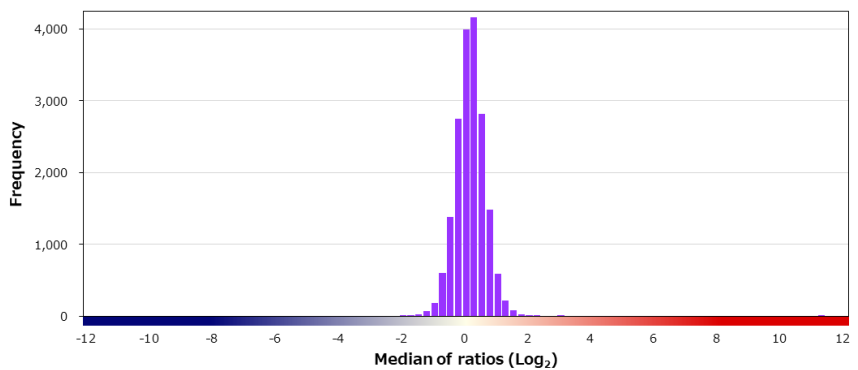
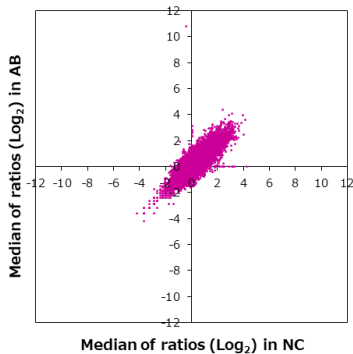
Supplier Roche	Product code 760-4593	Lot # V0001459
Host Rabbit	Clonality Monoclonal	Isotype Clone SP92
Applications <input type="checkbox"/> WB <input type="checkbox"/> SW <input type="checkbox"/> ELISA <input type="checkbox"/> FCM <input type="checkbox"/> ICC <input type="checkbox"/> IF <input checked="" type="checkbox"/> IHC <input type="checkbox"/> IP <input type="checkbox"/> B/N		
Note		

タンパク質マイクロアレイ (18K)

■ 測定値 (Raw データ) 分布

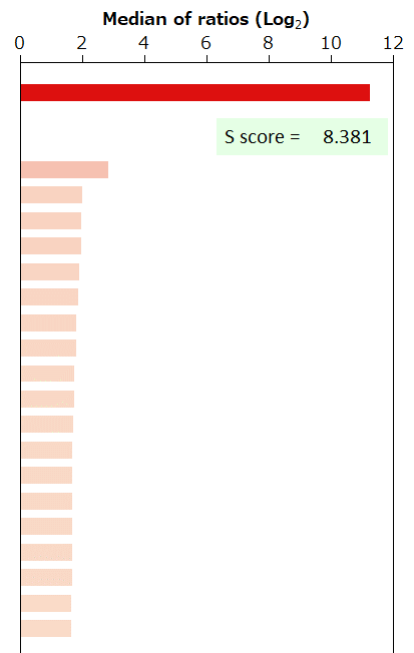


■ 補正值分布



■ 特異性検証

Rank	Gene	Protein	Score
On target			
1	POU2AF1	NP_006226.2	11.243
Off target			
2	SNTA1	NP_003089.1	2.862
3	SLC52A1	NP_060456.3 (Q70R)	2.020
4	TMEM143	NP_060743.2	1.973
5	SCML1	NP_006737.2	1.970
6	HPCAL4	NP_057341.1	1.923
7	PABPC5	NP_543022.1	1.874
8	ACBD4	NP_078998.1	1.823
9	POPCD2	NP_071418.2	1.812
10	PLCL2	NP_055999.2	1.748
11	KRAS	NP_004976.2:p.A146T	1.738
12	BRI3BP	NP_542193.3	1.719
13	MTURN	NP_690006.2	1.694
14	TVP23A	NP_001072980.1	1.692
15	TULP2	NP_003314.2	1.688
16	HDGFRP3	NP_057157.1	1.684
17	KIT	NP_001087241.1:p.W553R	1.678
18	RGR	NP_002912.2	1.678
19	PAH	NP_000268.1 (R53H)	1.660
20	THBS3	NP_001239536.1	1.650

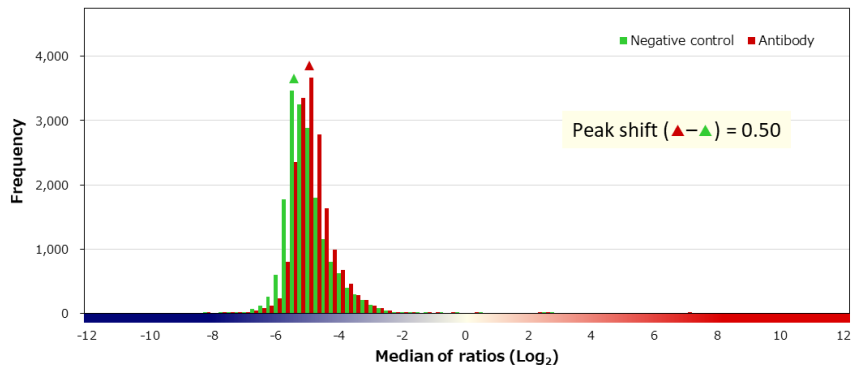
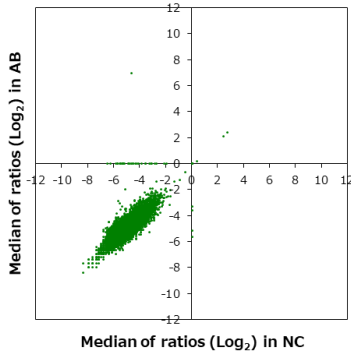


BSA	-	HA peptide	-	6xHis peptide	-	FLAG peptide	-	GST	-	MBP	-	Hemocyanin -KLH	-
-----	---	------------	---	---------------	---	--------------	---	-----	---	-----	---	-----------------	---

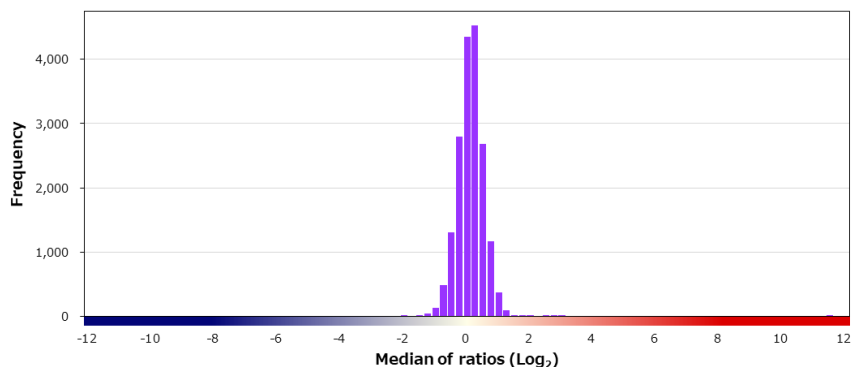
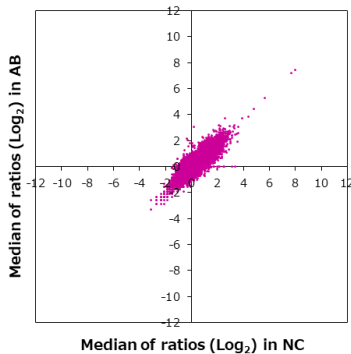
Supplier Leica	Product code PA0532	Lot # 66387
Host Mouse	Clonality Monoclonal	Isotype IgG2b
Applications <input type="checkbox"/> WB <input type="checkbox"/> SW <input type="checkbox"/> ELISA <input type="checkbox"/> FCM <input type="checkbox"/> ICC <input type="checkbox"/> IF <input checked="" type="checkbox"/> IHC <input type="checkbox"/> IP <input type="checkbox"/> B/N		
Note		

タンパク質マイクロアレイ (18K)

測定値 (Raw データ) 分布

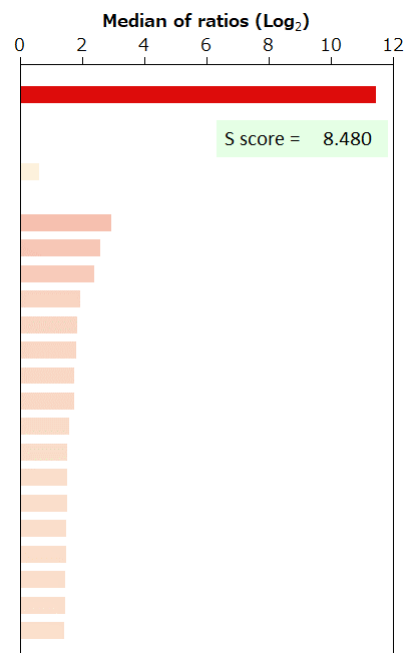


補正值分布



特異性検証

Rank	Gene	Protein	Score
On target			
1	POU2F2	NP_001234923.1	11.433
Off target			
-	POU2F1	XP_011507956.1	0.618
-	POU2F3	NP_055167.2 (H152R/R390K)	-0.385
2	HESX1	NP_003856.1	2.953
3	SNRPA	NP_004587.1	2.599
4	EBLN1	NP_001186867.1	2.395
5	CENPL	Q8N0S6-3	1.949
6	CKAP2	NP_001091995.1 (I323V)	1.850
7	DDX59	NP_001026895.2 (S472R)	1.813
8	GDF10	NP_004953.1	1.740
8	POU4F2	NP_004566.2	1.740
10	ATP6V0E2	NP_001094062.1	1.579
11	CLEC2D	NP_001004419.1	1.534
12	ABCD4	NP_005041.1 (A304T/E368K)	1.521
13	GSTA5	NP_714543.1	1.511
14	KIF23	NP_004847.2	1.500
15	GAB3	NP_001269212.1	1.485
16	PHYHD1	NP_001094346.1	1.474
17	PTCHD1	NP_775766.2	1.461
18	SETX	NP_055861.3	1.434

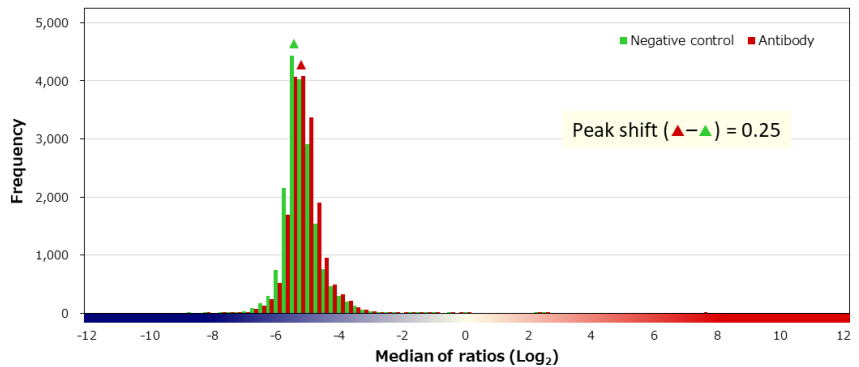
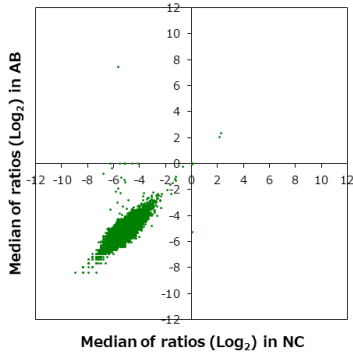


BSA	-	HA peptide	-	6xHis peptide	-	FLAG peptide	-	GST	-	MBP	-	Hemocyanin -KLH	-
-----	---	------------	---	---------------	---	--------------	---	-----	---	-----	---	-----------------	---

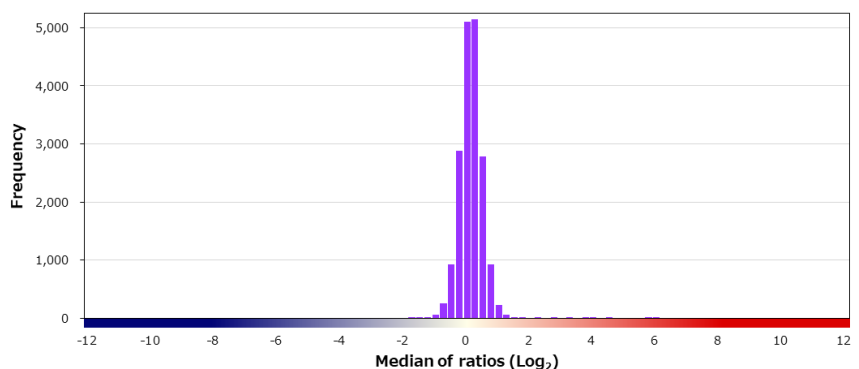
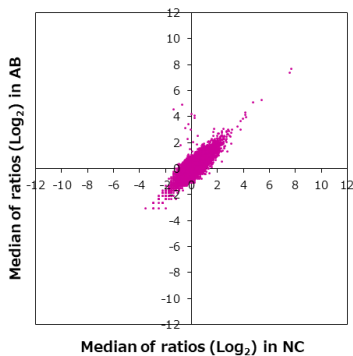
Supplier Leica	Product code NCL-L-PTH-488	Lot # 6075315
Host Mouse	Clonality Monoclonal	Isotype IgG2a
Applications <input type="checkbox"/> WB <input type="checkbox"/> SW <input type="checkbox"/> ELISA <input type="checkbox"/> FCM <input type="checkbox"/> ICC <input type="checkbox"/> IF <input checked="" type="checkbox"/> IHC <input type="checkbox"/> IP <input type="checkbox"/> B/N		
Note		

タンパク質マイクロアレイ (18K)

測定値 (Raw データ) 分布

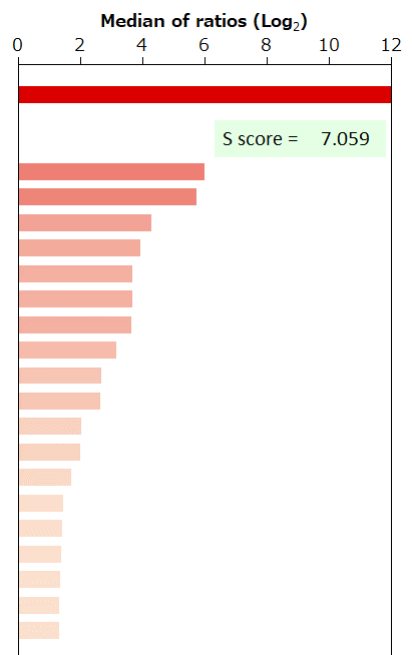


補正值分布



特異性検証

Rank	Gene	Protein	Score
On target			
1	PTH	NP_000306.1	13.049
Off target			
2	HIF1AN	NP_060372.2	5.990
3	MAN1A1	NP_005898.2	5.734
4	GMPT2	NP_001269951.1	4.293
5	HESX1	NP_003856.1	3.934
6	ADAMTSL5	NP_998769.2	3.684
7	API5	NP_001136403.1	3.670
8	VT11A	NP_660207.2	3.654
9	RASSF8	NP_001158218.1	3.161
10	LINC00587	B1AMM8	2.693
11	FPR3	NP_002021.3	2.652
12	PSD2	NP_115665.1	2.049
13	SNU13	NP_004999.1	2.004
14	HCAR3	NP_006009.2	1.712
15	ETV5	NP_004445.1	1.472
16	ME1	NP_002386.1	1.429
17	TP53	NP_001119588.1:p.E153K	1.383
18	IMPDH2	NP_000875.2	1.367
19	EHHADH	NP_001159887.1	1.349
20	SLITRK1	NP_443142.1	1.349

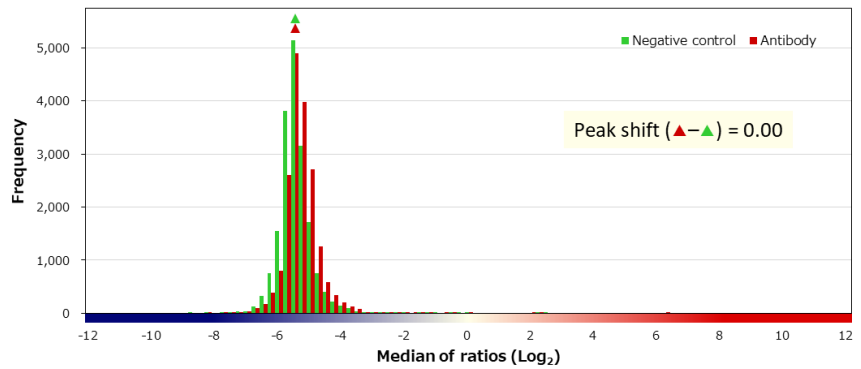
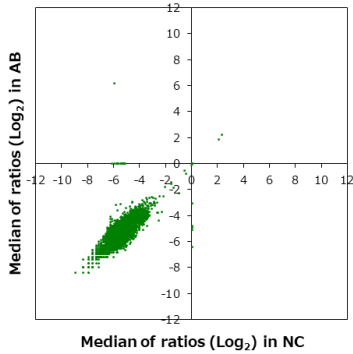


BSA	-	HA peptide	-	6xHis peptide	-	FLAG peptide	-	GST	-	MBP	-	Hemocyanin -KLH	-
-----	---	------------	---	---------------	---	--------------	---	-----	---	-----	---	-----------------	---

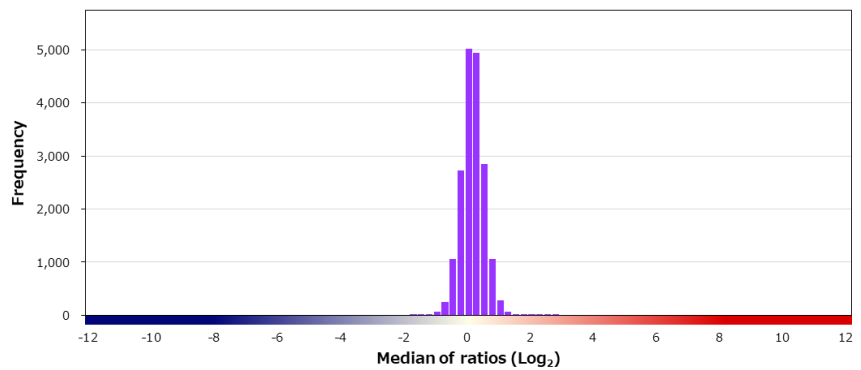
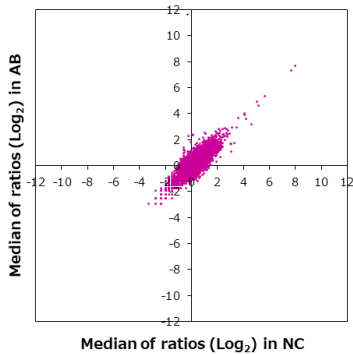
Supplier	Roche		Product code	760-4532		Lot #	V0001926	
Host	Mouse		Clonality	Monoclonal		Isotype	IgG2a	
Applications	<input type="checkbox"/> WB	<input type="checkbox"/> SW	<input type="checkbox"/> ELISA	<input type="checkbox"/> FCM	<input type="checkbox"/> ICC	<input type="checkbox"/> IF	<input checked="" type="checkbox"/> IHC	<input type="checkbox"/> IP <input type="checkbox"/> B/N
Note								

タンパク質マイクロアレイ (18K)

測定値 (Raw データ) 分布

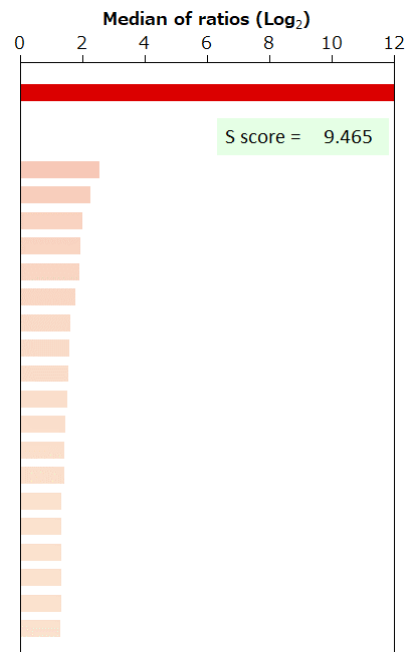


補正值分布



特異性検証

Rank	Gene	Protein	Score
On target			
1	PTH	NP_000306.1	12.014
Off target			
2	TP53	NP_001119588.1:p.R116W	2.549
3	MAN1A1	NP_005898.2	2.277
4	GMPT2	NP_001269951.1	2.024
5	API5	NP_001136403.1	1.952
6	HIF1AN	NP_060372.2	1.896
7	ADAMTSL5	NP_998769.2	1.790
8	RFPL3S	P0C7P2	1.633
9	MCPH1	NP_001166046.1 (D266H/D344G)	1.589
10	RAP1GDS1	NP_001093896.1 (S57T)	1.551
11	HEXIM2	NP_653209.1	1.520
12	KIF5B	NP_004512.1	1.463
13	ARID3B	NP_006456.1	1.427
14	TTBK2	NP_775771.3 (L8P)	1.427
15	CA9	NP_001207.2 (V33M)	1.339
16	SPANXN2	NP_001009615.1	1.337
17	ST18	NP_055497.1	1.335
18	CPLX1	NP_006642.1	1.327
19	NCAPD2	NP_055680.3	1.319
20	SORT1	NP_002950.3	1.311

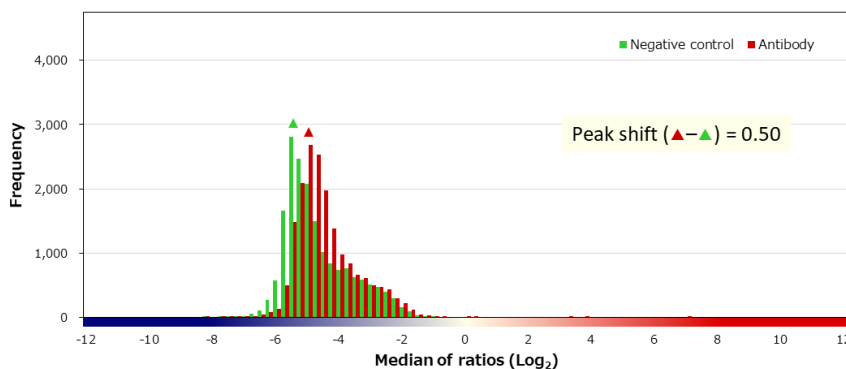
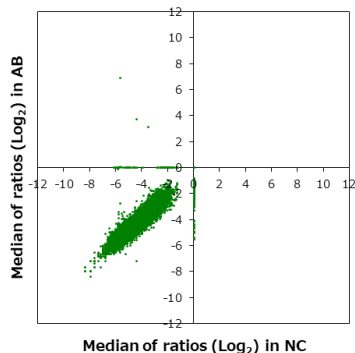


BSA	-	HA peptide	-	6xHis peptide	-	FLAG peptide	-	GST	-	MBP	-	Hemocyanin -KLH	-
-----	---	------------	---	---------------	---	--------------	---	-----	---	-----	---	-----------------	---

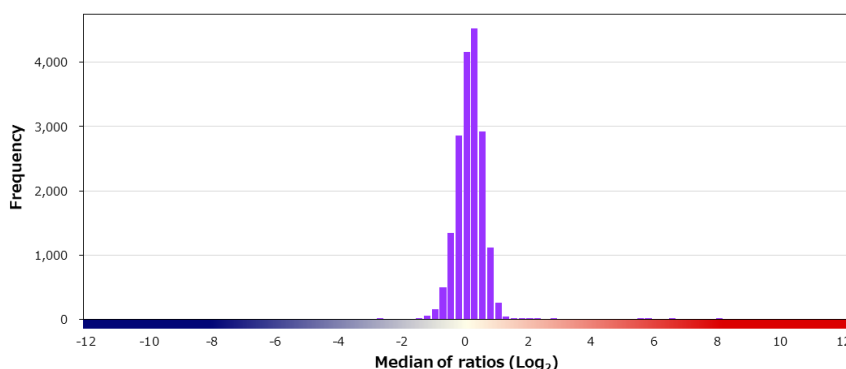
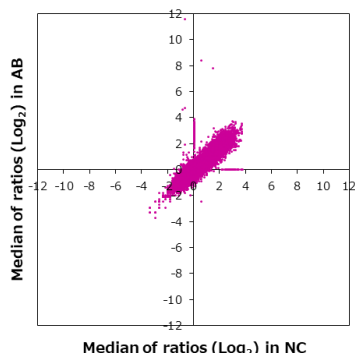
Supplier Cell Signaling Technology		Product code 3547P	Lot # 3
Host Rabbit	Clonality Monoclonal	Isotype	Clone C8B1
Applications <input checked="" type="checkbox"/> WB <input type="checkbox"/> SW <input type="checkbox"/> ELISA <input type="checkbox"/> FCM <input type="checkbox"/> ICC <input checked="" type="checkbox"/> IF <input type="checkbox"/> IHC <input type="checkbox"/> IP <input type="checkbox"/> B/N			
Note			

タンパク質マイクロアレイ (18K)

測定値 (Raw データ) 分布

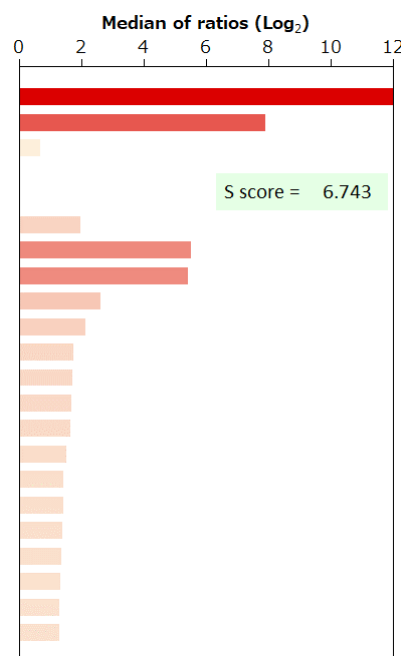


補正值分布



特異性検証

Rank	Gene	Protein	Score
On target			
1	RAB5A	NP_004153.2	12.263
2	RAB5C	NP_001238968.1	7.902
-	RAB5B	NP_001238966.1	0.696
Off target			
7	RAB24	NP_570137.2	1.968
3	UBXN2B	NP_001071087.1	5.520
4	TROVE2	NP_004591.2	5.433
5	MAN2B1	NP_000519.2	2.616
6	CETN2	NP_004335.1	2.143
8	TCTA	NP_071503.1	1.762
9	IGF2BP1	NP_006537.3	1.728
10	SRFBP1	NP_689759.2	1.679
11	FBXL18	Q96ME1-2	1.646
12	PRR5L	NP_001153640.1	1.536
13	UBL5	NP_077268.1	1.427
14	STX16	NP_001128244.1	1.416
15	TP53	NP_001263626.1:p.V57M	1.401
16	JSRP1	NP_653217.1	1.372
17	TAOK3	NP_057365.3	1.336
18	SLC46A1	NP_542400.2	1.313
19	SUPT7L	NP_055675.1	1.308

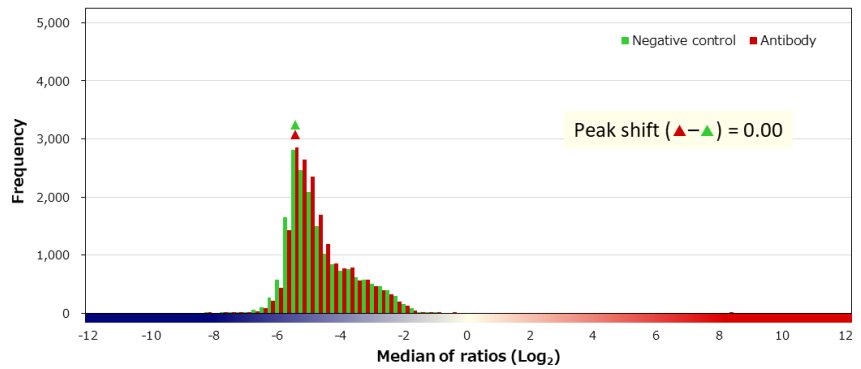
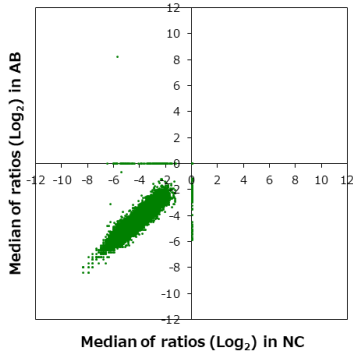


BSA	-	HA peptide	-	6xHis peptide	-	FLAG peptide	-
-----	---	------------	---	---------------	---	--------------	---

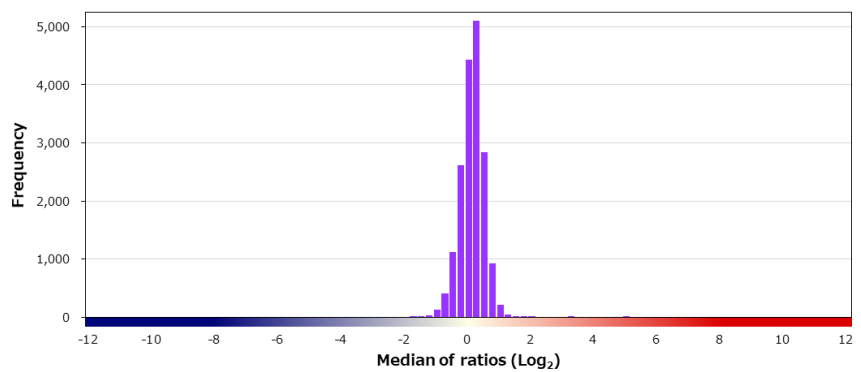
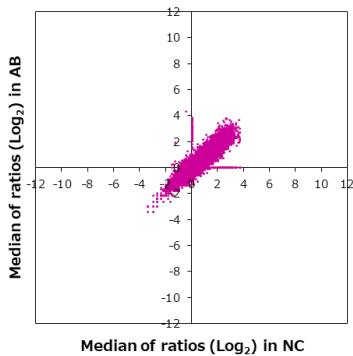
Supplier Cell Signaling Technology		Product code 9367P	Lot # 1
Host Rabbit	Clonality Monoclonal	Isotype IgG	Clone D95F2
Applications <input checked="" type="checkbox"/> WB <input type="checkbox"/> SW <input type="checkbox"/> ELISA <input type="checkbox"/> FCM <input type="checkbox"/> ICC <input checked="" type="checkbox"/> IF <input type="checkbox"/> IHC <input checked="" type="checkbox"/> IP <input type="checkbox"/> B/N			
Note			

タンパク質マイクロアレイ (18K)

■ 測定値 (Raw データ) 分布

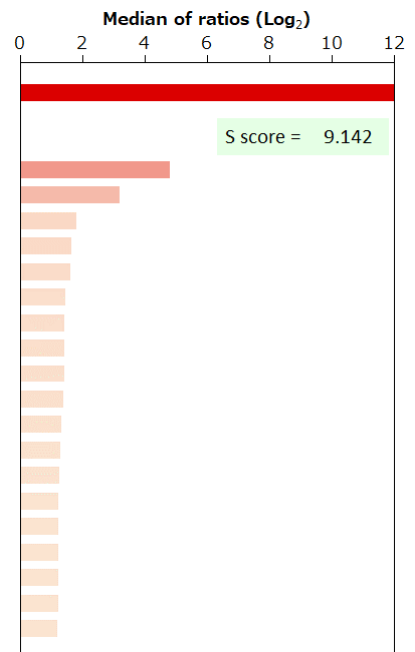


■ 補正值分布



■ 特異性検証

Rank	Gene	Protein	Score
On target			
1	RAB7A	NP_004628.4	13.958
Off target			
2	SPEF2	Q9C093-4	4.816
3	EFHD1	NP_079478.1 (K186R)	3.210
4	KRAS	NP_004976.2:p.G12S	1.807
5	CDC37	NP_008996.1	1.640
6	NCSTN	NP_056146.1	1.620
7	ANKRD66	NP_001155907.2	1.463
8	RNFT1	NP_057209.3	1.442
9	SLC46A1	NP_542400.2	1.423
10	UBL5	NP_077268.1	1.415
11	EVI5L	NP_660288.1	1.384
12	EPCAM	NP_002345.2 (M115T)	1.322
13	ANKS3	NP_597707.1	1.287
14	IGF2BP1	NP_006537.3	1.264
15	ERBB4	NP_005226.1	1.250
16	HAND2	NP_068808.1	1.238
17	DBR1	Q9UK59-2	1.231
18	CCDC151	NP_001289382.1	1.229
19	NAGLU	NP_000254.2 (R737G)	1.226
20	RPS6KA5	NP_001309164.1	1.217

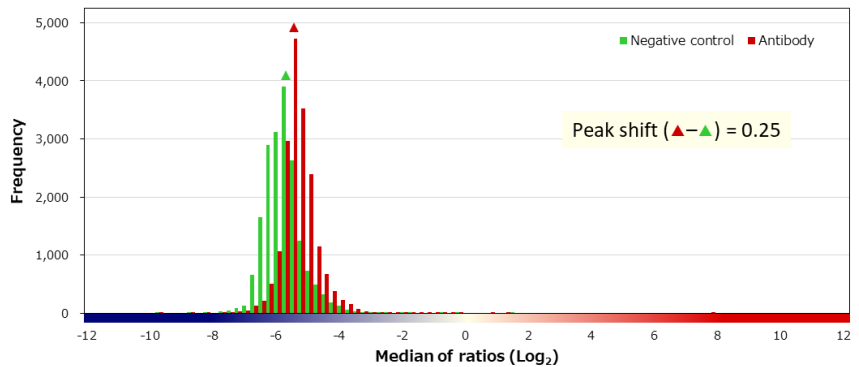
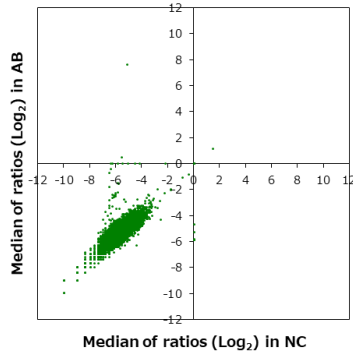


BSA	-	HA peptide	-	6xHis peptide	-	FLAG peptide	-
-----	---	------------	---	---------------	---	--------------	---

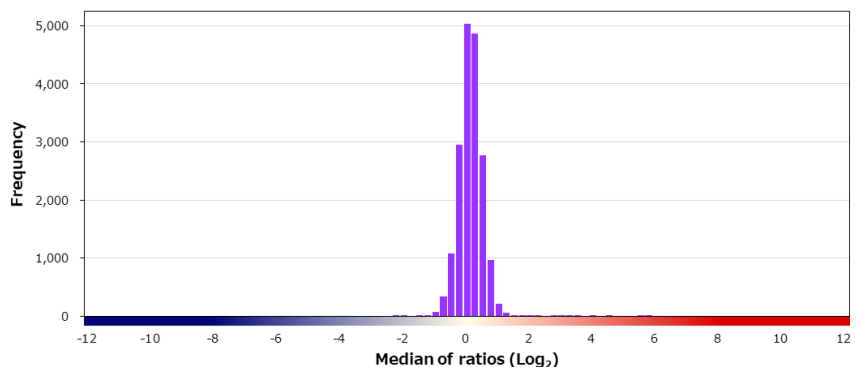
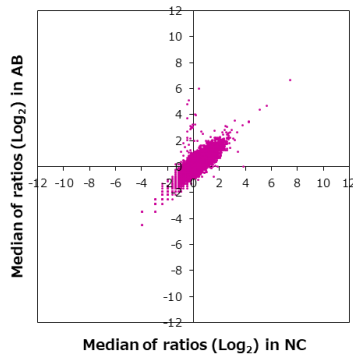
Supplier CDI Laboratories		Product code P26447-MSM1-P1		Lot # 6275-1P191121	
Host Mouse		Clonality Monoclonal		Isotype IgG1, kappa	
Applications <input type="checkbox"/> WB <input type="checkbox"/> SW <input type="checkbox"/> ELISA <input checked="" type="checkbox"/> FCM <input type="checkbox"/> ICC <input checked="" type="checkbox"/> IF <input checked="" type="checkbox"/> IHC <input type="checkbox"/> IP <input type="checkbox"/> B/N		Clone S100A4/1481			
Note					

タンパク質マイクロアレイ (18K)

測定値 (Raw データ) 分布

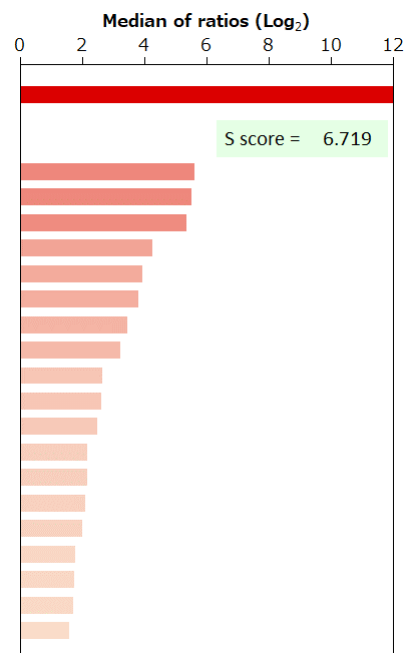


補正值分布



特異性検証

Rank	Gene	Protein	Score
On target			
1	S100A4	NP_002952.1	12.324
Off target			
2	SNCA	NP_000336.1	5.605
3	TAC3	NP_037383.1	5.526
4	P4HA1	NP_001017962.1	5.364
5	THAP11	NP_065190.2	4.264
6	TSEN54	Q7Z6J9-2 (E4D)	3.925
7	C4orf33	NP_775758.2 (M107V/H166R)	3.801
8	CTNNB1	NP_001895.1 (I631M)	3.443
9	EPN3	NP_060427.2	3.239
10	BEX4	NP_001073894.1	2.644
11	CDX1	NP_001795.2 (P130R)	2.608
12	JUP	NP_002221.1 (M697L)	2.500
13	FKBP14	NP_060416.1	2.184
14	RCN1	NP_002892.1	2.172
15	MYL10	NP_612412.2	2.093
16	FUBP3	NP_003925.1	2.020
17	NR4A2	NP_006177.1	1.772
18	ANXA7	NP_004025.1	1.741
19	MYL12A	NP_006462.1	1.716
20	JUN	NP_002219.1	1.587

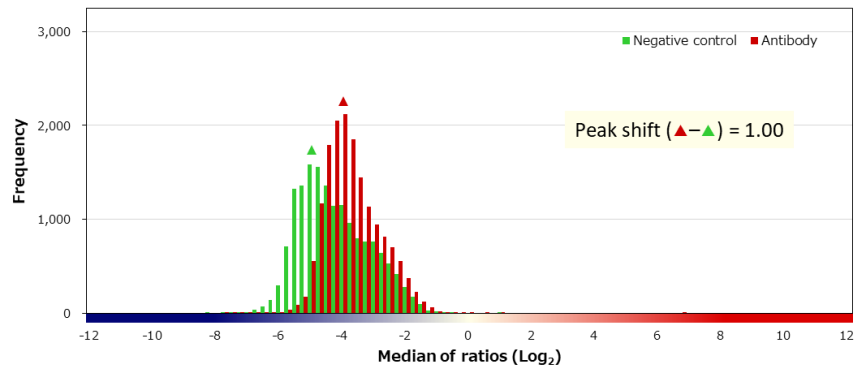
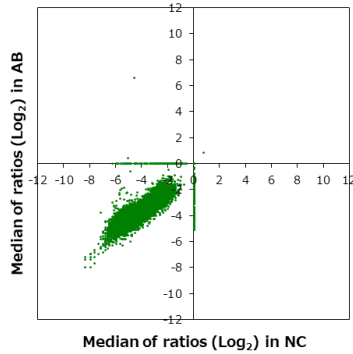


BSA	-	HA peptide	-	6xHis peptide	-	FLAG peptide	-	GST	-	MBP	-	Hemocyanin -KLH	-
-----	---	------------	---	---------------	---	--------------	---	-----	---	-----	---	-----------------	---

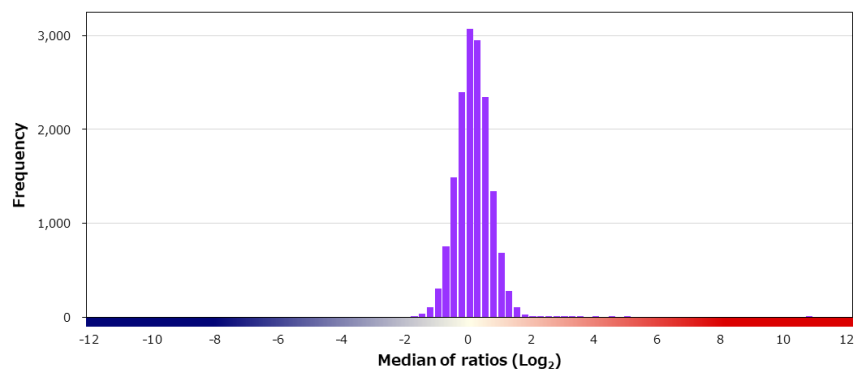
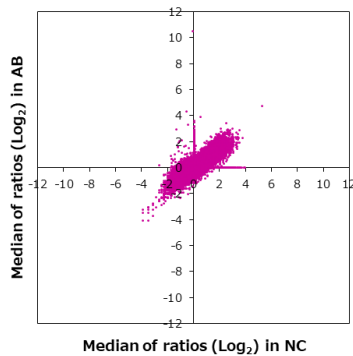
Supplier	Product code		Lot #
OriGene	UM570024		A001
Host	Clonality	Isotype	Clone
Mouse	Monoclonal	IgG1	UMAB24
Applications			
<input checked="" type="checkbox"/> WB	<input type="checkbox"/> SW	<input type="checkbox"/> ELISA	<input type="checkbox"/> FCM
<input type="checkbox"/> ICC	<input checked="" type="checkbox"/> IF	<input checked="" type="checkbox"/> IHC	<input type="checkbox"/> IP
<input type="checkbox"/> B/N			
Note			

タンパク質マイクロアレイ (18K)

測定値 (Raw データ) 分布

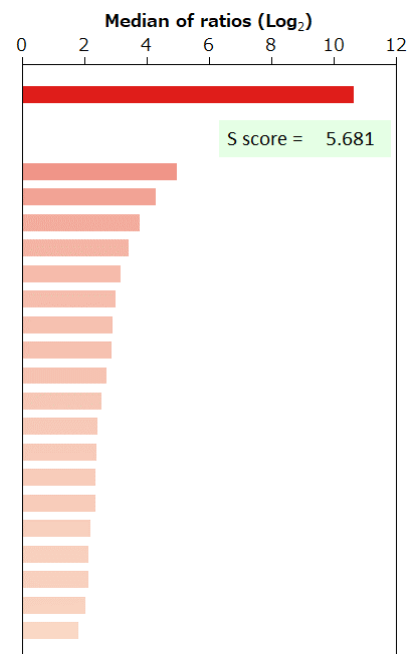


補正值分布



特異性検証

Rank	Gene	Protein	Score
On target			
1	S100P	NP_005971.1	10.640
Off target			
2	PREPL	NP_001165084.1	4.959
3	AIRE	NP_000374.1	4.282
4	KIT	NP_000213.1:p.D820Y	3.789
5	PDLIM5	NP_001243357.1 (T259A/S370N)	3.409
6	MED4	NP_054885.1	3.153
7	REEP2	NP_001258732.1	3.017
8	SSX2/SSX2B	NP_783629.1/NP_001157889.1	2.898
9	TMEM237	NP_689601.2	2.874
10	HABP4	Q5JVS0-2	2.729
11	SSX5	NP_066295.3 (E19Q)	2.550
12	SSX4/SSX4B	NP_005627.1/NP_001030004.1	2.443
13	MLF1	NP_001182361.1	2.400
14	SSX6	Q7RTT6	2.377
15	CHMP4C	NP_689497.1	2.359
16	FATE1	NP_149076.1	2.194
17	LSM14A	NP_056393.2 (R238Q)	2.130
17	TP53	NP_001263626.1:p.Y75C	2.130
19	EWSR1	NP_053733.2	2.054
20	TEF	NP_001138870.1	1.806

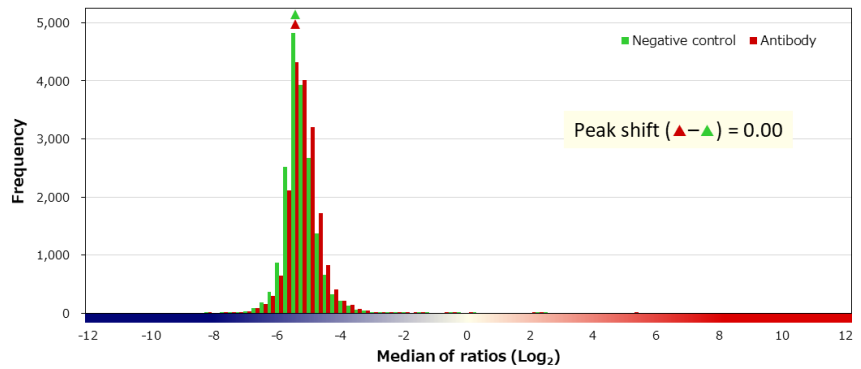
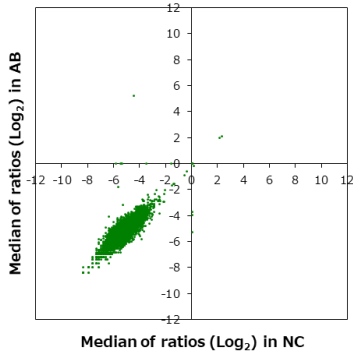


BSA	-	HA peptide	-	6xHis peptide	-	FLAG peptide	-
-----	---	------------	---	---------------	---	--------------	---

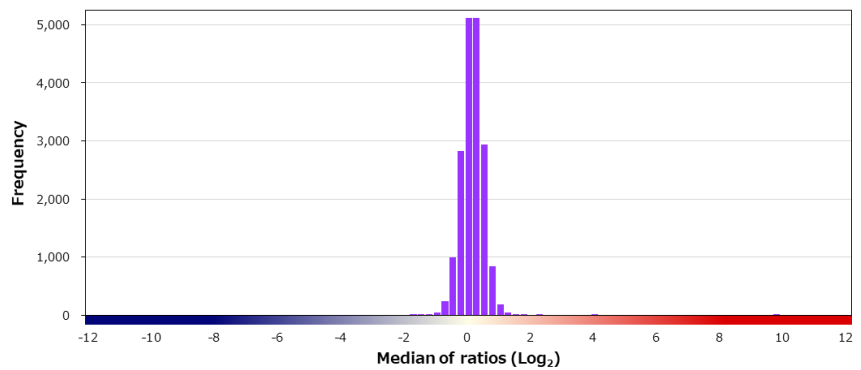
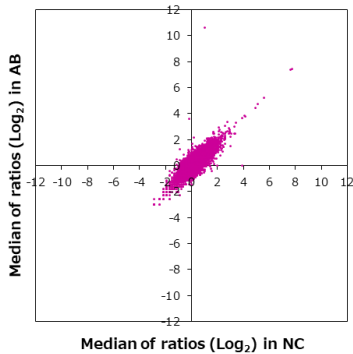
Supplier	Product code		Lot #
Roche	760-4864		V0001880
Host	Clonality	Isotype	Clone
Mouse	Monoclonal	IgG	6E3
Applications			
<input type="checkbox"/> WB	<input type="checkbox"/> SW	<input type="checkbox"/> ELISA	<input type="checkbox"/> FCM
<input type="checkbox"/> ICC	<input type="checkbox"/> IF	<input checked="" type="checkbox"/> IHC	<input type="checkbox"/> IP
<input type="checkbox"/> B/N			
Note			

タンパク質マイクロアレイ (18K)

■ 測定値 (Raw データ) 分布

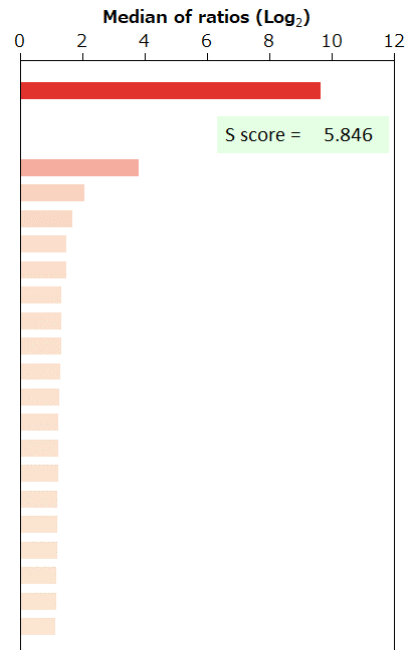


■ 補正值分布



■ 特異性検証

Rank	Gene	Protein	Score
On target			
1	SALL4	NP_065169.1	9.649
Off target			
2	MYL10	NP_612412.2	3.803
3	ZNF648	NP_001009992.1	2.081
4	TBL3	NP_006444.2	1.696
5	CA12	NP_001209.1 (I305T)	1.490
6	TP53	NP_001263627.1:p.H34R	1.483
7	CT45A1	NP_001017417.1 (R120Q)	1.345
8	SRCAP	NP_006653.2	1.338
9	LOC643936	Q6ZS46	1.326
10	TAGAP	NP_473455.2	1.293
11	MYL2	NP_000423.2	1.281
12	PRTFDC1	NP_064585.1	1.252
12	ERI1	NP_699163.2	1.252
14	LRFN3	NP_078785.1	1.237
15	LCP1	NP_002289.2 (K533E)	1.210
16	LINC00312	Q9Y6C7	1.203
17	SART3	NP_055521.1 (D23E)	1.193
18	TLL3	NP_001021100.3	1.184
19	UNC93A	NP_061847.2	1.167
20	PSENFEN	NP_758844.1	1.153

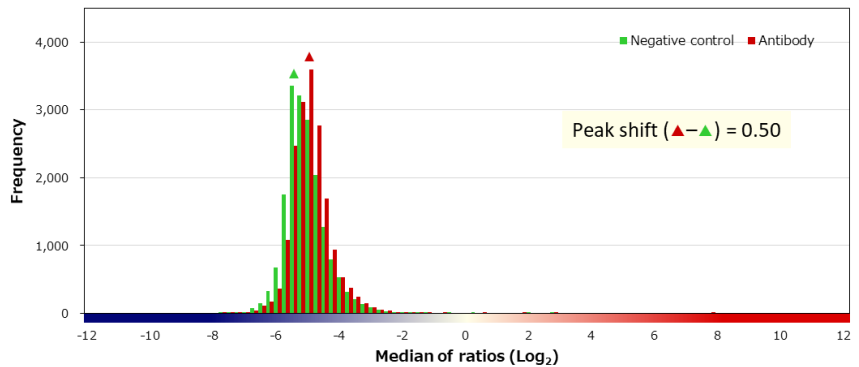
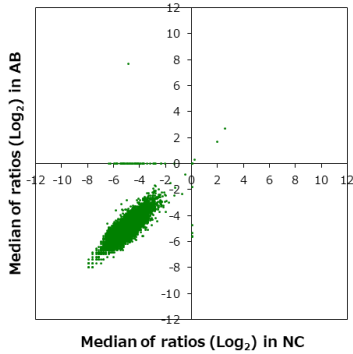


BSA	-	HA peptide	-	6xHis peptide	-	FLAG peptide	-	GST	-	MBP	-	Hemocyanin -KLH	-
-----	---	------------	---	---------------	---	--------------	---	-----	---	-----	---	-----------------	---

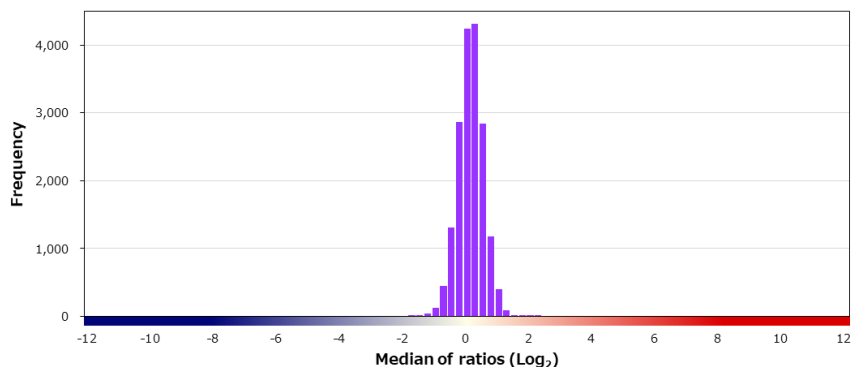
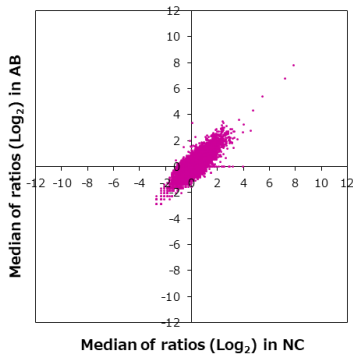
Supplier	Product code		Lot #
Leica	PA0088		66359
Host	Clonality	Isotype	Clone
Mouse	Monoclonal	IgG1	MI15
Applications			
<input type="checkbox"/> WB	<input type="checkbox"/> SW	<input type="checkbox"/> ELISA	<input type="checkbox"/> FCM
<input type="checkbox"/> ICC	<input type="checkbox"/> IF	<input checked="" type="checkbox"/> IHC	<input type="checkbox"/> IP
<input type="checkbox"/> B/N			
Note			

タンパク質マイクロアレイ (18K)

■ 測定値 (Raw データ) 分布

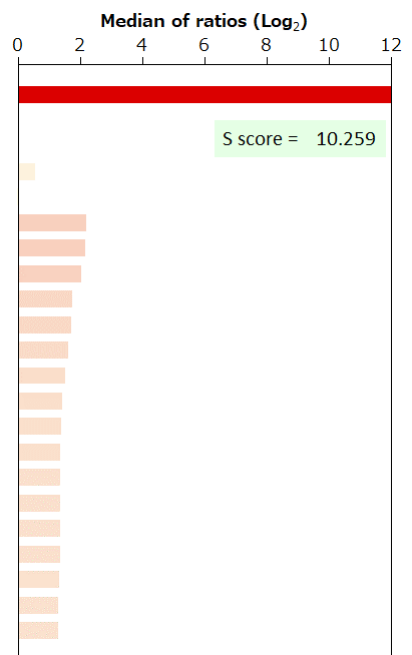


■ 補正值分布



■ 特異性検証

Rank	Gene	Protein	Score
On target			
1	SDC1	NP_002988.3	12.454
Off target			
-	SDC2	NP_002989.2	0.561
-	SDC4	NP_002990.2	0.024
2	SELPLG	NP_002997.2 (M62I)	2.195
3	CA14	NP_036245.1	2.166
4	SAMM50	NP_056195.3 (D110G/I345V)	2.056
5	KLF8	NP_009181.2	1.759
6	DNAJC5	NP_079495.1	1.719
7	CARNMT1	NP_689633.1	1.609
8	NR3C1	NP_000167.1	1.529
9	NFKBIZ	NP_001005474.1	1.424
10	HS2ST1	Q7LGA3-2	1.388
11	ATG3	NP_071933.2	1.380
12	C17orf97	Q6ZQX7-1 (D220E)	1.367
13	ANXA11	NP_001148.1 (R230C)	1.363
13	EGFR	NP_005219.2;p.L747_P753>S	1.363
15	PCIF1	NP_071387.1	1.353
16	HSPA1A	NP_005336.3	1.340
17	SOD2	NP_000627.2	1.311
18	LBX1	NP_006553.2	1.299

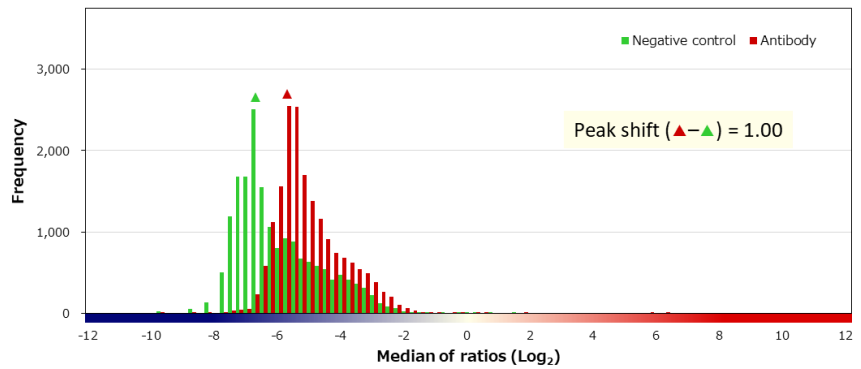
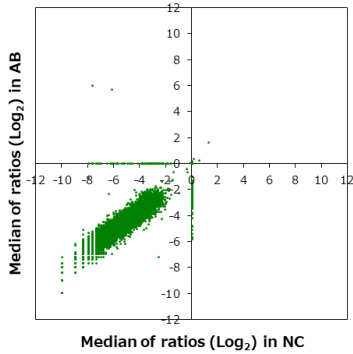


BSA	-	HA peptide	-	6xHis peptide	-	FLAG peptide	-	GST	-	MBP	-	Hemocyanin -KLH	-
-----	---	------------	---	---------------	---	--------------	---	-----	---	-----	---	-----------------	---

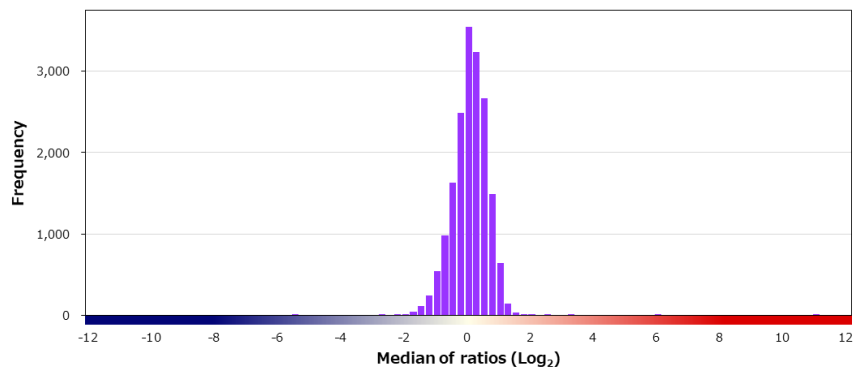
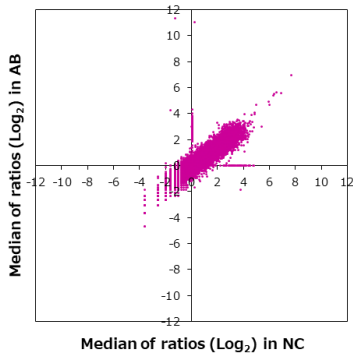
Supplier	Santa Cruz		Product code	SC-59438	Lot #	G1114	
Host	Mouse	Clonality	Monoclonal	Isotype	IgG1	Clone	B9
Applications	<input checked="" type="checkbox"/> WB <input type="checkbox"/> SW <input checked="" type="checkbox"/> ELISA <input type="checkbox"/> FCM <input type="checkbox"/> ICC <input checked="" type="checkbox"/> IF <input checked="" type="checkbox"/> IHC <input checked="" type="checkbox"/> IP <input type="checkbox"/> B/N						
Note							

タンパク質マイクロアレイ (18K)

■ 測定値 (Raw データ) 分布

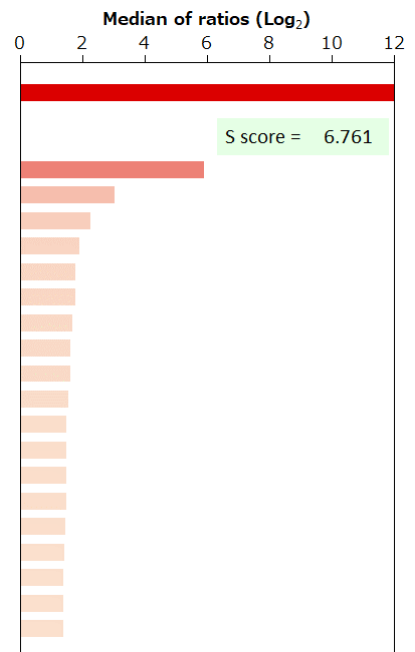


■ 補正值分布



■ 特異性検証

Rank	Gene	Protein	Score
On target			
1	SERPINA1	NP_000286.3 (R63C)	12.657
Off target			
2	UBALD2	NP_872371.1	5.896
3	CLEC1B	NP_001092901.1 (I20V/G31D)	3.038
4	TOB1	NP_005740.1	2.260
5	LOC344967	Q6ZUV0	1.925
6	KCMF1	NP_064507.3	1.794
7	APBB2	NP_001159523.1	1.794
8	CCDC81	Q6ZN84-3	1.687
9	RNF138	NP_937761.1	1.630
9	GAST	NP_000796.1	1.630
11	SYNJ2BP	NP_060843.2	1.571
12	UQCRC2	NP_003357.2	1.501
13	YIPF5	NP_110426.4	1.489
13	CXXC4	Q9H2H0	1.489
15	HIST1H2BK	NP_542160.1	1.481
16	ZNF816-ZNF321P	NP_001189402.1	1.446
17	SLC39A9	NP_060845.2 (M221T)	1.419
18	YY1AP1	NP_620830.1	1.403
19	TP53	NP_001263628.1:p.P119S	1.402
19	MAL2	NP_443118.1	1.402

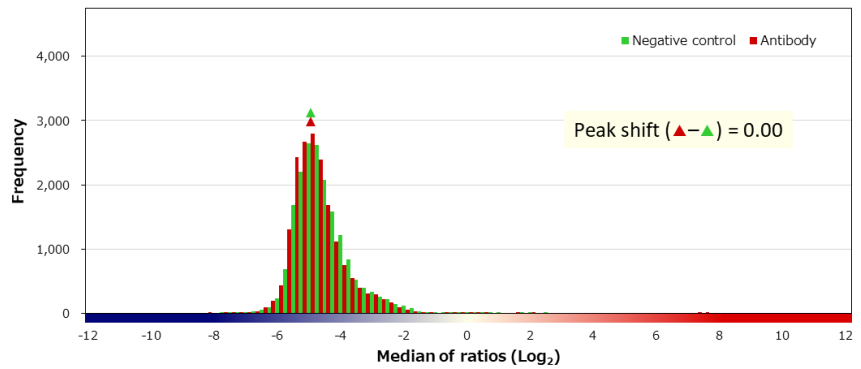
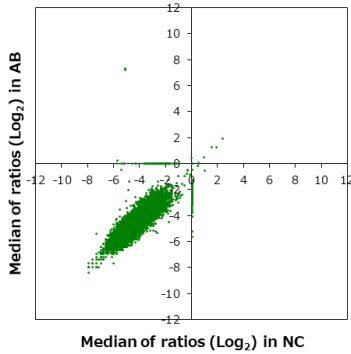


BSA	-	HA peptide	-	6xHis peptide	-	FLAG peptide	-
-----	---	------------	---	---------------	---	--------------	---

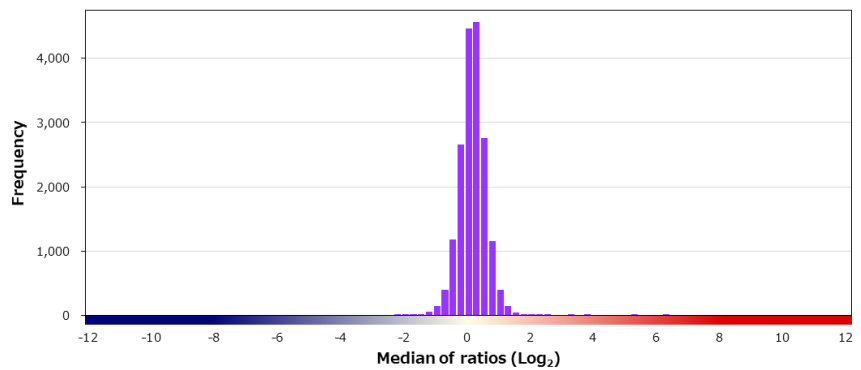
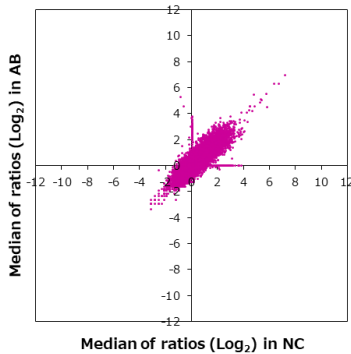
Supplier Abcam	Product code ab207303	Lot # GR243502-2
Host Rabbit	Clonality Monoclonal	Isotype IgG
Applications <input checked="" type="checkbox"/> WB <input type="checkbox"/> SW <input type="checkbox"/> ELISA <input type="checkbox"/> FCM <input type="checkbox"/> ICC <input type="checkbox"/> IF <input type="checkbox"/> IHC <input type="checkbox"/> IP <input type="checkbox"/> B/N		
Clone EPR17087-50		
Note		

タンパク質マイクロアレイ (18K)

■ 測定値 (Raw データ) 分布

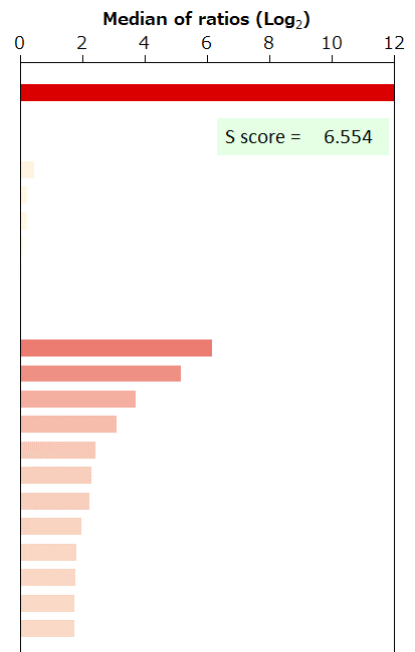


■ 補正值分布



■ 特異性検証

Rank	Gene	Protein	Score
On target			
1	SERPINA1	NP_000286.3 (R63C)	12.730
Off target			
-	SERPINA7	NP_000345.2	0.474
-	SERPINA3	NP_001076.2 (A9T)	0.223
-	SERPINA4	NP_001275961.1	0.223
-	SERPINA10	NP_057270.1 (K46R/S61G/T161S)	0.104
-	SERPINA6	NP_001747.2	0.081
-	SERPINA5	NP_000615.3 (S64N)	0.053
-	SERPINA12	NP_776249.1	-0.027
2	DHX29	NP_061903.2 (P630H)	6.176
3	TTC14	NP_597719.1	5.179
4	ACAT1	NP_000010.1	3.712
5	HOXA9	NP_689952.1	3.109
6	CXorf56	NP_071384.1	2.435
7	AGPAT3	NP_064517.1	2.290
8	GBA2	NP_065995.1	2.223
9	C7orf25	NP_001093328.1	1.992
10	KRTAP12-4	NP_941971.1	1.808
11	SMIM14	NP_777581.1	1.779
12	ADAMTS15	NP_620686.1	1.761
13	APBB2	NP_001159523.1	1.753

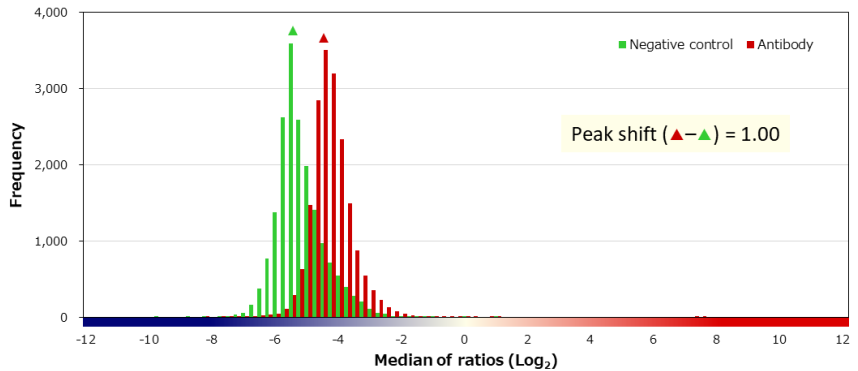
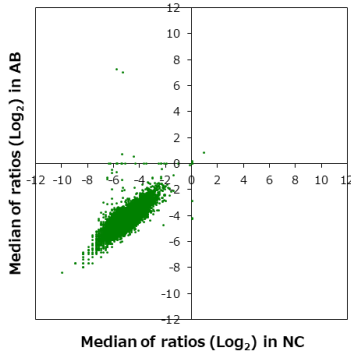


BSA	-	HA peptide	-	6xHis peptide	-	FLAG peptide	-
-----	---	------------	---	---------------	---	--------------	---

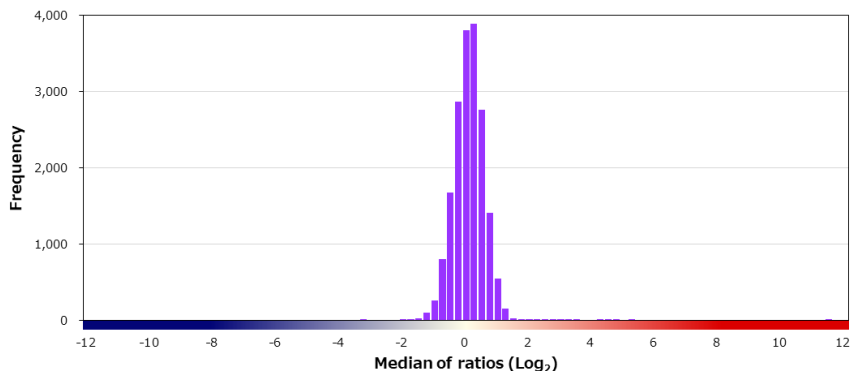
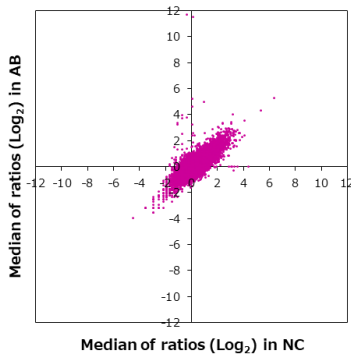
Supplier	Product code		Lot #
Roche	760-2605		V0001498
Host	Clonality	Isotype	Clone
Rabbit	Polyclonal		
Applications			
<input type="checkbox"/> WB	<input type="checkbox"/> SW	<input type="checkbox"/> ELISA	<input type="checkbox"/> FCM
<input type="checkbox"/> ICC	<input type="checkbox"/> IF	<input checked="" type="checkbox"/> IHC	<input type="checkbox"/> IP
<input type="checkbox"/> B/N			
Note			

タンパク質マイクロアレイ (18K)

測定値 (Raw データ) 分布

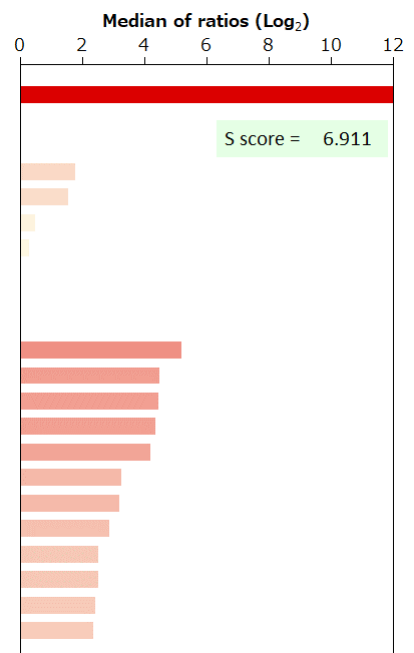


補正值分布



特異性検証

Rank	Gene	Protein	Score
On target			
1	SERPINA1	NP_000286.3 (R63C)	12.098
Off target			
-	SERPINA3	NP_001076.2 (A9T)	1.771
-	SERPINA5	NP_000615.3 (S64N)	1.550
-	SERPINA12	NP_776249.1	0.506
-	SERPINA6	NP_001747.2	0.303
-	SERPINA7	NP_000345.2	-0.153
-	SERPINA10	NP_057270.1 (K46R/S61G/T161S)	-0.352
-	SERPINA4	NP_001275961.1	-0.581
2	MNS1	NP_060835.1	5.187
3	SNIP1	NP_078976.2	4.488
4	PPP1R13L	NP_006654.2	4.469
5	SLC38A4	NP_060488.2	4.372
6	GHRL	NP_057446.1 (L72M)	4.197
7	ZNF330	NP_055302.1	3.261
8	CALCOCO1	Q9P1Z2-3 (R393K)	3.210
9	MSANTD4	NP_115800.1	2.881
10	MUT	NP_000246.2 (I671V)	2.518
11	HAGHL	Q6PII5-3	2.515
12	UBAC2	NP_001137544.1	2.426
13	CD74	NP_001020330.1	2.362

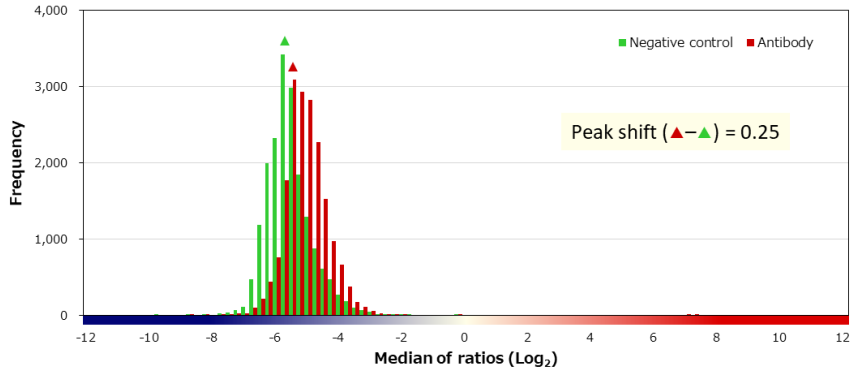
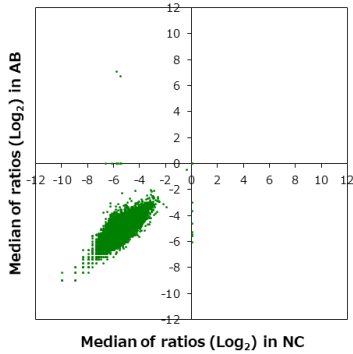


BSA	-	HA peptide	-	6xHis peptide	-	FLAG peptide	-	GST	-	MBP	-	Hemocyanin -KLH	-
-----	---	------------	---	---------------	---	--------------	---	-----	---	-----	---	-----------------	---

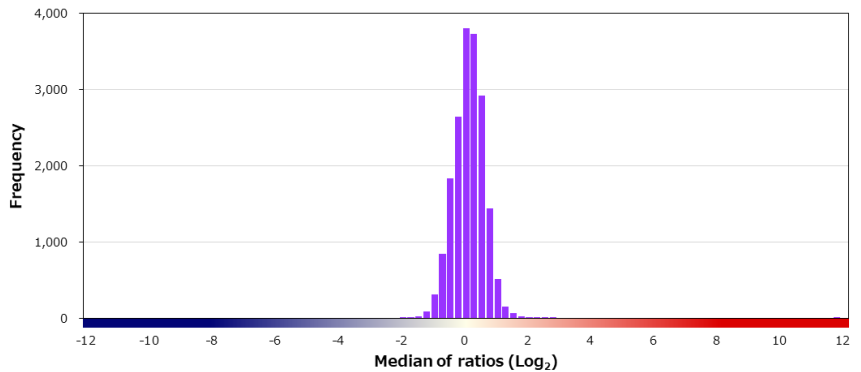
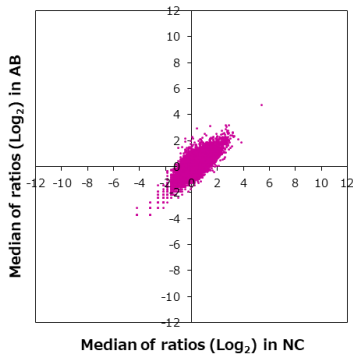
Supplier Cell Signaling Technology		Product code 5360S	Lot # 1
Host Rabbit	Clonality Monoclonal	Isotype IgG	Clone D3K5A
Applications <input checked="" type="checkbox"/> WB <input type="checkbox"/> SW <input type="checkbox"/> ELISA <input type="checkbox"/> FCM <input type="checkbox"/> ICC <input type="checkbox"/> IF <input type="checkbox"/> IHC <input checked="" type="checkbox"/> IP <input type="checkbox"/> B/N			
Note			

タンパク質マイクロアレイ (18K)

測定値 (Raw データ) 分布

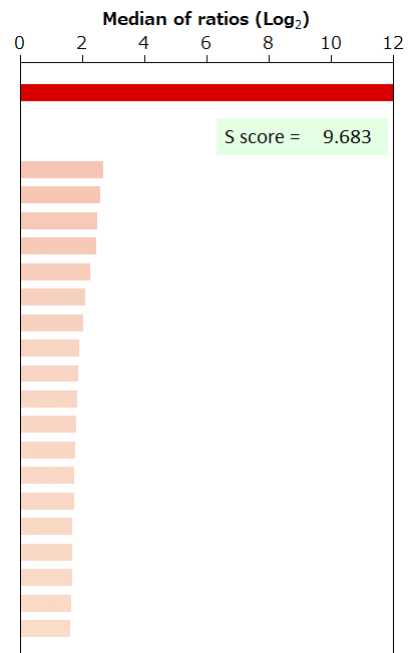


補正值分布



特異性検証

Rank	Gene	Protein	Score
On target			
1	SIRT7	Q9NRC8-2	12.382
Off target			
2	REEP2	NP_001258732.1	2.699
3	IGF2BP1	NP_006537.3	2.596
4	H1FOO	NP_001295191.1	2.500
5	RSL1D1	O76021-2	2.466
6	ING4	NP_001121054.1	2.269
7	DDX41	NP_057306.2	2.093
8	CD3EAP	NP_036231.1	2.041
9	RBM34	NP_055829.2	1.913
10	LMOD2	Q6P5Q4-2	1.868
11	SNW1	NP_036377.1	1.843
12	CCDC50	NP_777568.1	1.824
13	TP53	NP_001263626.1:p.R89Q	1.780
14	PAGE5	NP_569734.2	1.753
15	H1FX	NP_006017.1	1.743
16	PROCA1	NP_001291881.1	1.688
17	ING2	NP_001278888.1	1.687
18	JSRP1	NP_653217.1	1.673
19	PTHLH	NP_002811.1	1.650
20	COPS7A	NP_057403.1	1.618

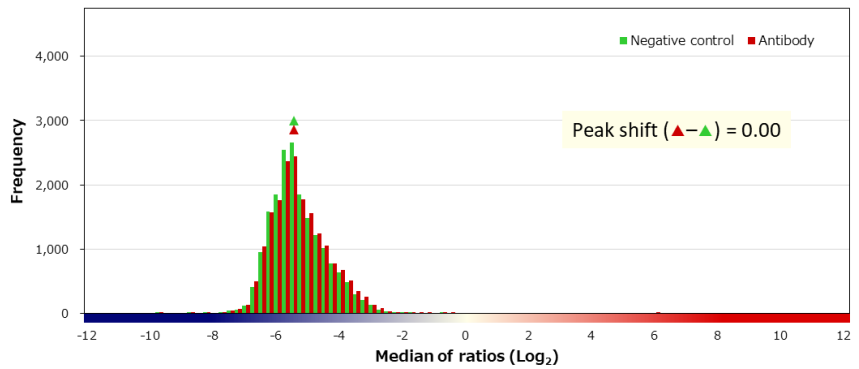
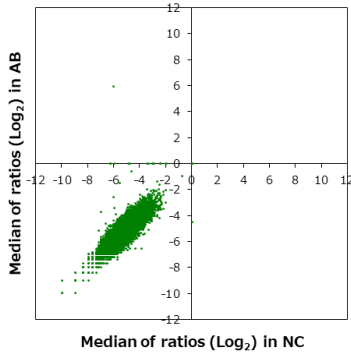


BSA	-	HA peptide	-	6xHis peptide	-	FLAG peptide	-	GST	-	MBP	-	Hemocyanin -KLH	-
-----	---	------------	---	---------------	---	--------------	---	-----	---	-----	---	-----------------	---

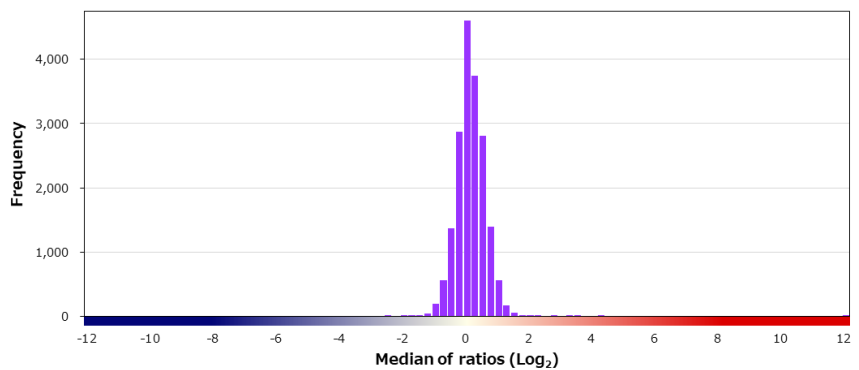
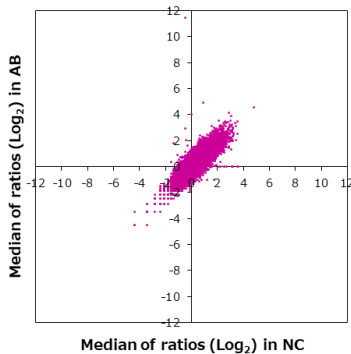
Supplier	Roche		Product code	760-4526	Lot #	V0001599
Host	Rabbit	Clonality	Polyclonal	Isotype	IgG	Clone
Applications	<input type="checkbox"/> WB <input type="checkbox"/> SW <input type="checkbox"/> ELISA <input type="checkbox"/> FCM <input type="checkbox"/> ICC <input type="checkbox"/> IF <input checked="" type="checkbox"/> IHC <input type="checkbox"/> IP <input type="checkbox"/> B/N					
Note						

タンパク質マイクロアレイ (18K)

■ 測定値 (Raw データ) 分布

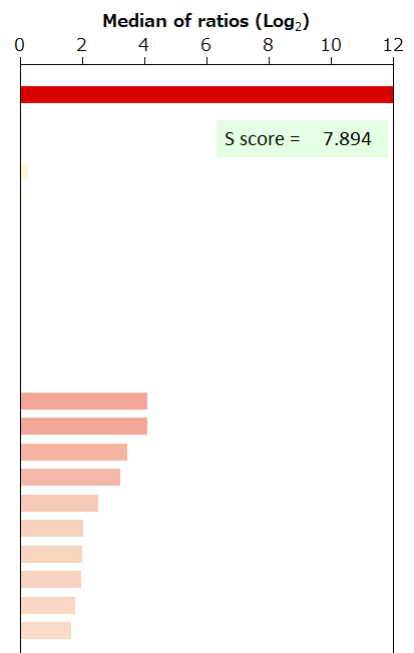


■ 補正值分布



■ 特異性検証

Rank	Gene	Protein	Score
On target			
1	SLC2A1	NP_006507.2	11.996
Off target			
-	SLC2A8	NP_055395.2	0.278
-	SLC2A5	NP_003030.1	0.123
-	SLC2A6	NP_060055.2	0.071
-	SLC2A2	NP_000331.1	0.071
-	SLC2A11	NP_001020109.1	-0.174
-	SLC2A12	NP_660159.1	-0.192
-	SLC2A14	NP_703150.1	-0.370
-	SLC2A3	NP_008862.1	-0.400
-	SLC2A10	NP_110404.1	-0.578
2	CLDN24	NP_001172078.1	4.102
3	RIOK2	NP_060813.2 (G349R)	4.096
4	TBC1D17	NP_078958.2 (L99P)	3.472
5	RNF165	NP_689683.2	3.245
6	LMX1A	NP_796372.1	2.518
7	FAM71F2	NP_001012457.3 (D114V)	2.049
8	TP53	NP_001119587.1:p.P20L	1.999
9	PRAP1	NP_660203.3 (H101R)	1.978
10	ZNF821	NP_001188481.1	1.779
11	C17orf75	NP_071739.2	1.656



BSA	-	HA peptide	-	6xHis peptide	-	FLAG peptide	-	GST	-	MBP	-	Hemocyanin -KLH	-
-----	---	------------	---	---------------	---	--------------	---	-----	---	-----	---	-----------------	---

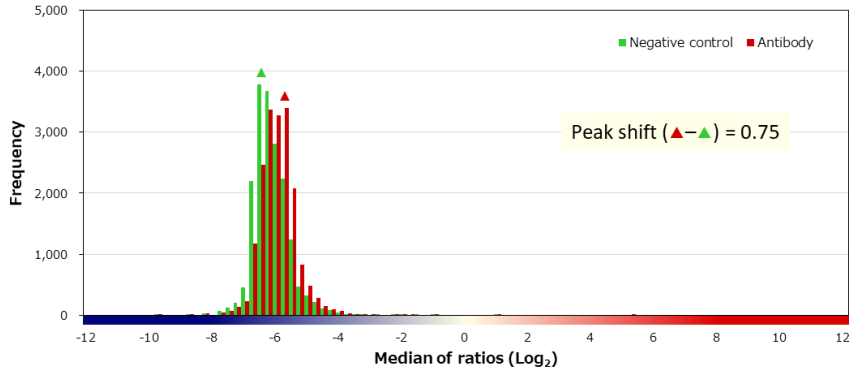
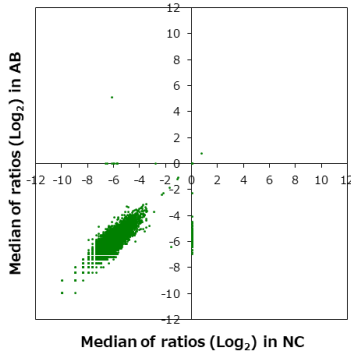
SMARCB1

SWI/SNF related, matrix associated, actin dependent regulator of chromatin, subfamily b, member 1

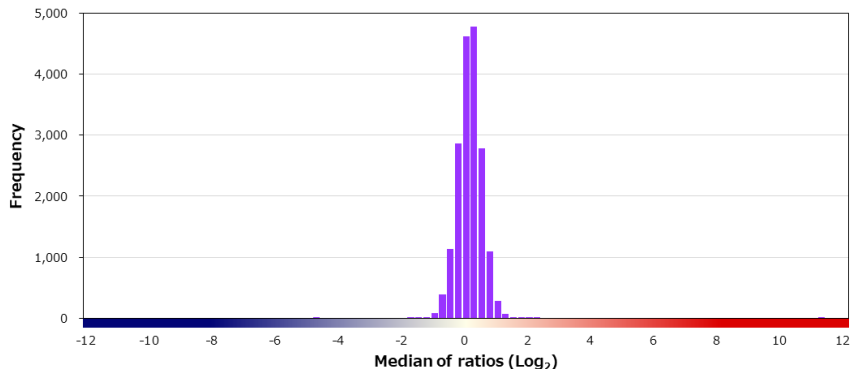
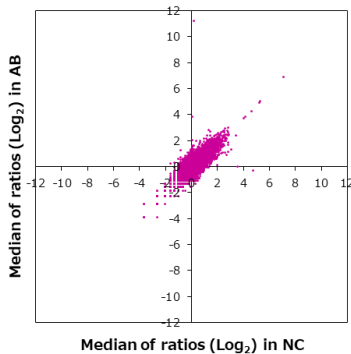
Supplier	Product code		Lot #
Roche	760-4615		V0001068
Host	Clonality	Isotype	Clone
Mouse	Monoclonal		MRQ-27
Applications			
<input type="checkbox"/> WB	<input type="checkbox"/> SW	<input type="checkbox"/> ELISA	<input type="checkbox"/> FCM
<input type="checkbox"/> ICC	<input type="checkbox"/> IF	<input checked="" type="checkbox"/> IHC	<input type="checkbox"/> IP
<input type="checkbox"/> B/N			
Note			

タンパク質マイクロアレイ (18K)

測定値 (Raw データ) 分布

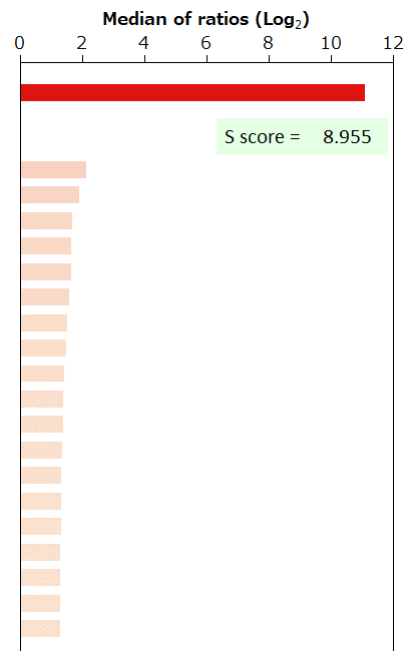


補正值分布



特異性検証

Rank	Gene	Protein	Score
On target			
1	SMARCB1	NP_001007469.1	11.089
Off target			
2	CAPN10	NP_075571.1 (T504A)	2.134
3	TRAF4	NP_004286.2	1.900
4	STX7	NP_003560.2	1.687
5	LY86	NP_004262.1	1.670
6	CRTC2	NP_859066.1	1.660
7	MTMR10	Q9NXD2-2	1.590
8	ZNF639	NP_057415.1 (A72V/C238Y/T484A)	1.531
9	PLEKHO2	NP_001181988.1	1.497
10	PMM2	NP_000294.1	1.445
11	TCOF1	NP_001008657.1	1.397
11	PABPC5	NP_543022.1	1.397
13	KPNA2	NP_002257.1	1.357
14	DBNL	NP_001116428.1	1.348
15	NF2	NP_000259.1 (M77I)	1.343
16	GAGE4	NP_001465.1	1.325
17	TMOD2	NP_055363.1	1.315
17	MFSD4B	NP_699200.2	1.315
17	THOC5	NP_003669.4 (V525I/V579I)	1.315
20	UBOX5	NP_955447.1	1.315

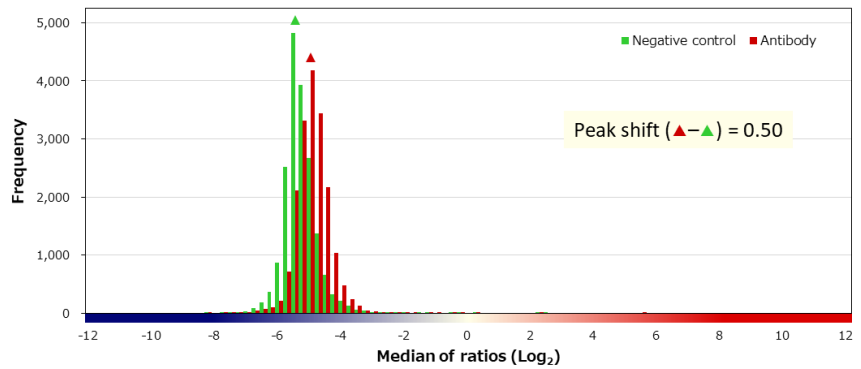
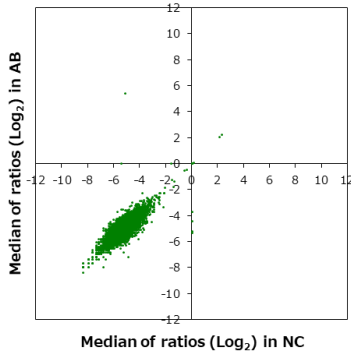


BSA	-	HA peptide	-	6xHis peptide	-	FLAG peptide	-	GST	-	MBP	-	Hemocyanin -KLH	-
-----	---	------------	---	---------------	---	--------------	---	-----	---	-----	---	-----------------	---

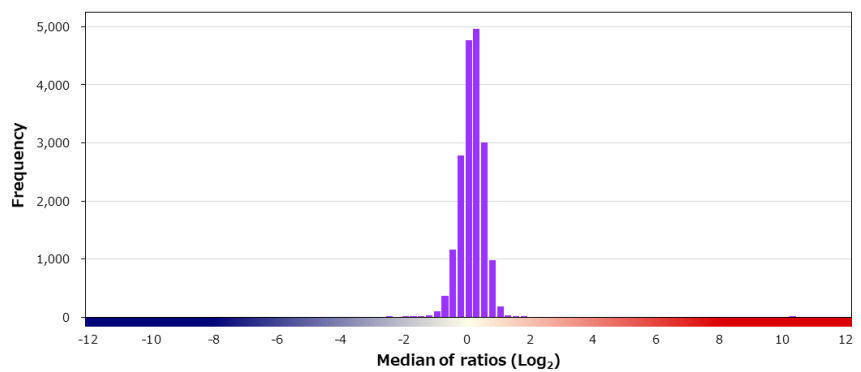
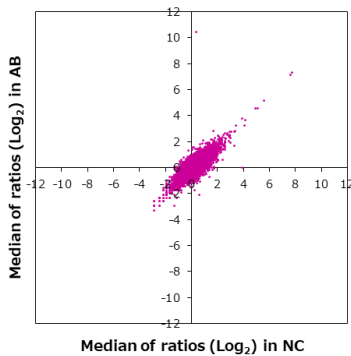
Supplier	Roche		Product code	760-4868		Lot #	V0001755		
Host	Mouse		Clonality	Monoclonal		Isotype	IgG1		
Applications	<input type="checkbox"/> WB	<input type="checkbox"/> SW	<input type="checkbox"/> ELISA	<input type="checkbox"/> FCM	<input type="checkbox"/> ICC	<input type="checkbox"/> IF	<input checked="" type="checkbox"/> IHC	<input type="checkbox"/> IP	<input type="checkbox"/> B/N
Note									

タンパク質マイクロアレイ (18K)

測定値 (Raw データ) 分布

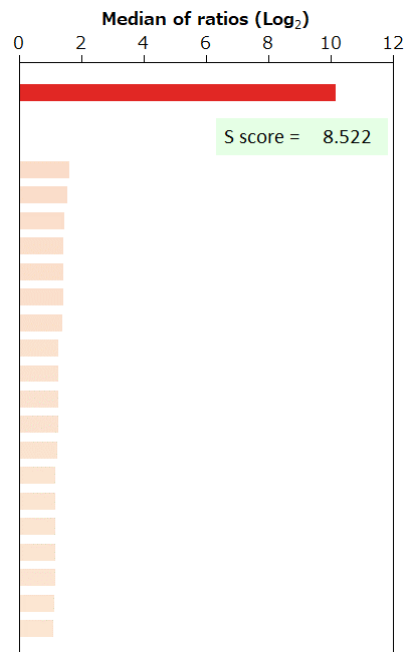


補正值分布



特異性検証

Rank	Gene	Protein	Score
On target			
1	SOX11	NP_003099.1	10.147
Off target			
2	LOC643936	Q6ZS46	1.625
3	LMO1	NP_002306.1	1.561
4	PSENE1	NP_758844.1	1.455
5	CFAP36	NP_542398.3 (D243G/I246F)	1.432
6	ZNF648	NP_001009992.1	1.424
7	SRSF12	NP_542781.3	1.417
8	TP53	NP_001263627.1:p.H34R	1.391
9	WFDC5	NP_663627.1	1.282
10	PSMD3	NP_002800.2	1.263
11	TLDC2	NP_542195.1	1.257
12	CAMK4	NP_001735.1	1.256
13	TLL3	NP_001021100.3	1.247
14	PFKFB3	NP_001269559.1	1.183
15	SH3RF1	NP_065921.2	1.176
16	RANBP3	NP_015561.1	1.175
17	ZFAT	NP_065914.2	1.169
18	SPANXN4	NP_001009613.1	1.161
19	NEU3	NP_006647.3	1.140
20	FAM32A	NP_054796.1	1.123

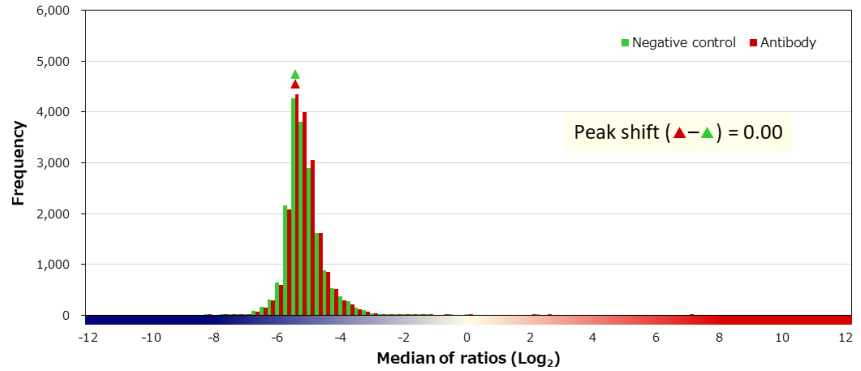
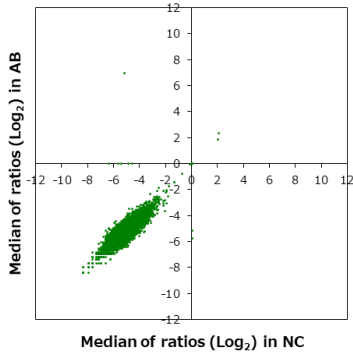


BSA	-	HA peptide	-	6xHis peptide	-	FLAG peptide	-	GST	-	MBP	-	Hemocyanin -KLH	-
-----	---	------------	---	---------------	---	--------------	---	-----	---	-----	---	-----------------	---

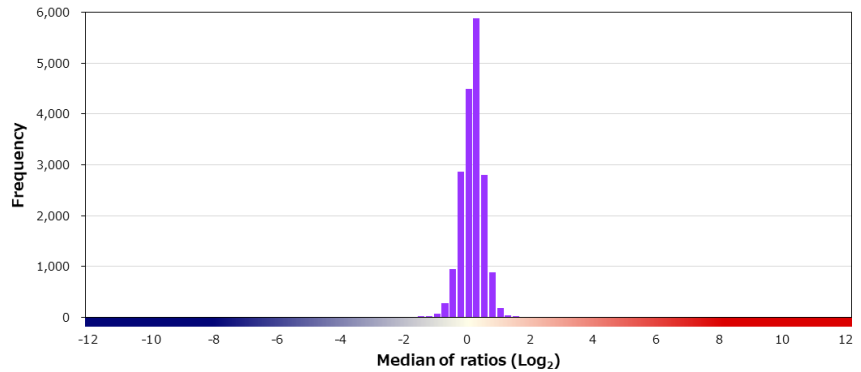
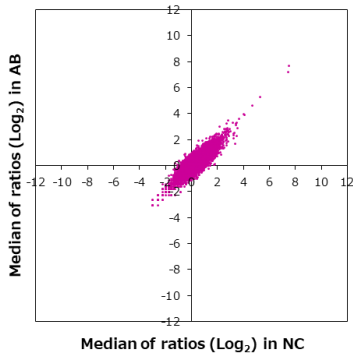
Supplier	Product code		Lot #
Leica	NCL-L-SYNAP-299		6073554
Host	Clonality	Isotype	Clone
Mouse	Monoclonal	IgG1	27G12
Applications			
<input type="checkbox"/> WB	<input type="checkbox"/> SW	<input type="checkbox"/> ELISA	<input type="checkbox"/> FCM
<input type="checkbox"/> ICC	<input type="checkbox"/> IF	<input checked="" type="checkbox"/> IHC	<input type="checkbox"/> IP
<input type="checkbox"/> B/N			
Note			

タンパク質マイクロアレイ (18K)

測定値 (Raw データ) 分布

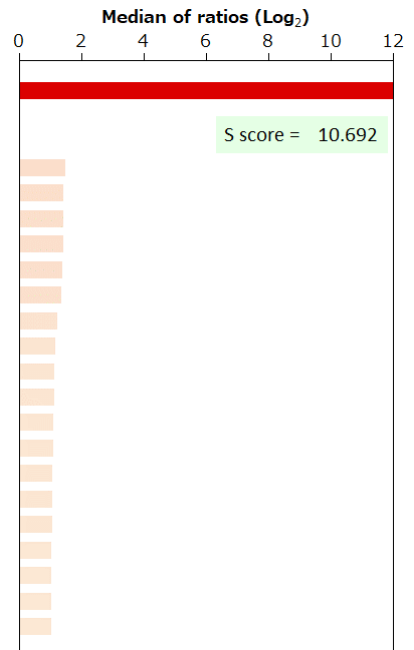


補正值分布



特異性検証

Rank	Gene	Protein	Score
On target			
1	SYP	NP_003170.1	12.181
Off target			
2	T	NP_003172.1	1.489
3	TP53	NP_001263625.1:p.C102Y	1.439
4	TEX14	NP_112562.3	1.430
5	PLAA	NP_001026859.1	1.418
6	DNAJA2	NP_005871.1	1.398
7	RILPL1	Q5EBL4-2	1.373
8	DNMT3A	NP_072046.2	1.238
9	ZNF865	NP_001182534.1	1.173
10	DNAAF3	NP_001243643.1	1.155
11	MAGEA10	NP_066386.2 (E79A/R166K)	1.135
12	PHF24	NP_056112.1	1.096
12	PTDSS2	NP_110410.1	1.096
14	PLA2G7	NP_005075.3 (R92H/V379A)	1.074
15	NCR3	NP_667341.1	1.067
15	RSPH10B	NP_775836.3	1.067
17	KCNJ12	NP_066292.2	1.054
18	MFSD2A	NP_001129965.1	1.051
19	RINT1	NP_068749.3	1.048
20	KIT	NP_000213.1	1.043

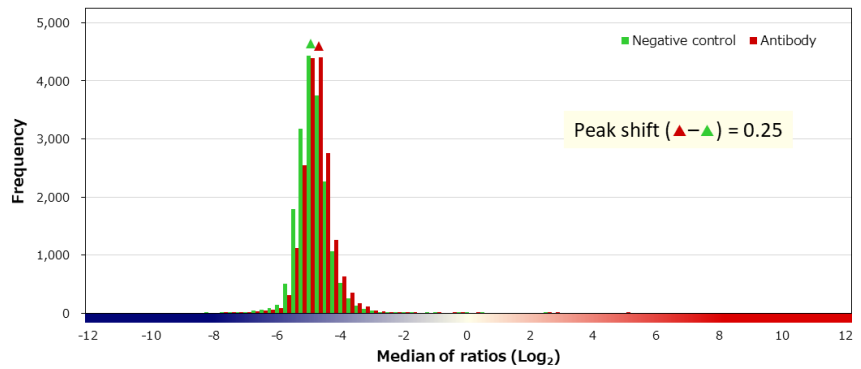
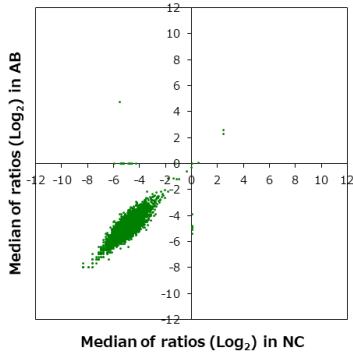


BSA	-	HA peptide	-	6xHis peptide	-	FLAG peptide	-	GST	-	MBP	-	Hemocyanin -KLH	-
-----	---	------------	---	---------------	---	--------------	---	-----	---	-----	---	-----------------	---

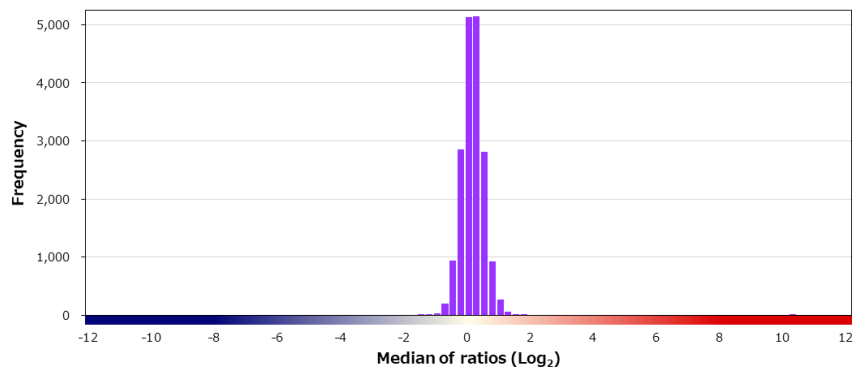
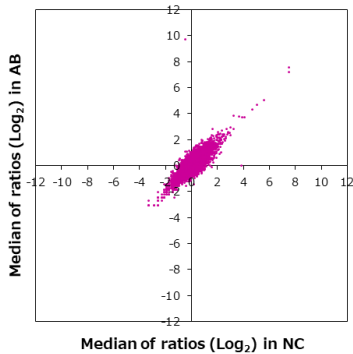
Supplier ニチレイバイオサイエンス		Product code 413831	Lot # H1606
Host Mouse	Clonality Monoclonal	Isotype IgG1	Clone 27G12
Applications <input type="checkbox"/> WB <input type="checkbox"/> SW <input type="checkbox"/> ELISA <input type="checkbox"/> FCM <input type="checkbox"/> ICC <input type="checkbox"/> IF <input checked="" type="checkbox"/> IHC <input type="checkbox"/> IP <input type="checkbox"/> B/N			
Note			

タンパク質マイクロアレイ (18K)

測定値 (Raw データ) 分布

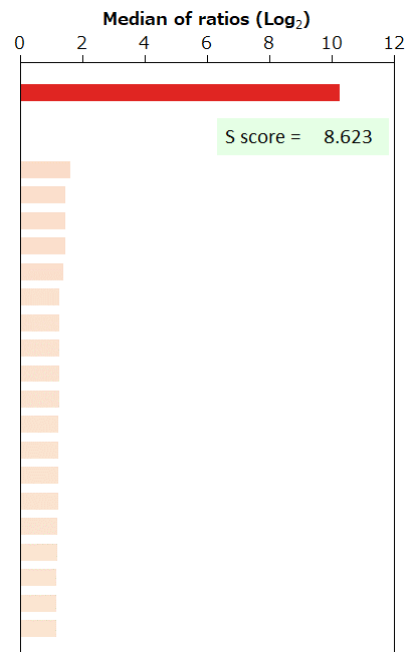


補正值分布



特異性検証

Rank	Gene	Protein	Score
On target			
1	SYP	NP_003170.1	10.248
Off target			
2	XAGE2	NP_570133.1	1.625
3	WDR37	NP_054742.2	1.473
4	POU2F2	NP_001234923.1	1.463
5	TMEM159	NP_065155.3 (E154D)	1.461
6	INSM1	NP_002187.1	1.398
7	LPGAT1	NP_055688.1	1.268
8	LAT	NP_001014987.1	1.261
9	ANKRD39	NP_057550.3 (A113T)	1.257
10	SOCS7	NP_055413.1	1.253
10	EGFR	NP_005219.2:p.L778M	1.253
12	GPR6	NP_001273028.1	1.248
13	FLT3	NP_004110.2	1.244
14	CCDC78	A2IDD5-3	1.239
15	RAB4A	NP_004569.2	1.231
16	NEK2	NP_002488.1	1.215
17	TJAP1	NP_542171.2	1.198
18	PPP1R2P3	Q6NXS1	1.175
19	SCNN1B	NP_000327.2	1.172
20	NAA50	NP_079422.1	1.172

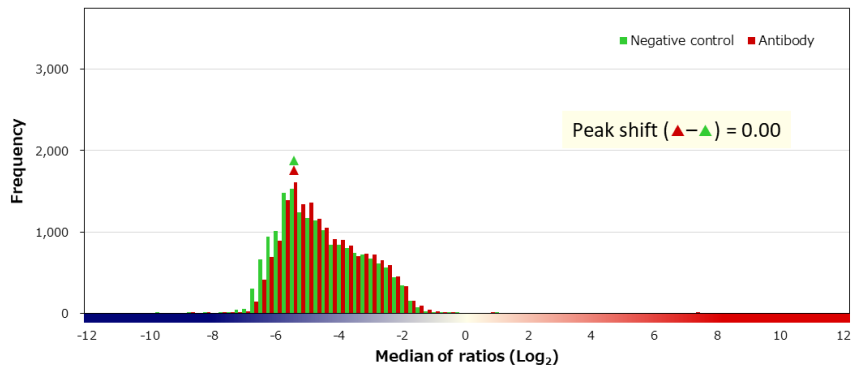
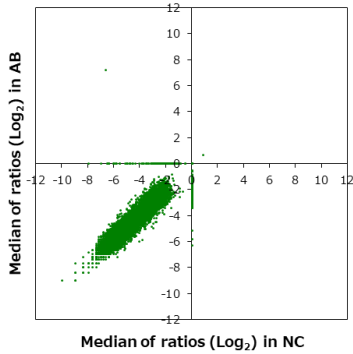


BSA	-	HA peptide	-	6xHis peptide	-	FLAG peptide	-	GST	-	MBP	-	Hemocyanin -KLH	-
-----	---	------------	---	---------------	---	--------------	---	-----	---	-----	---	-----------------	---

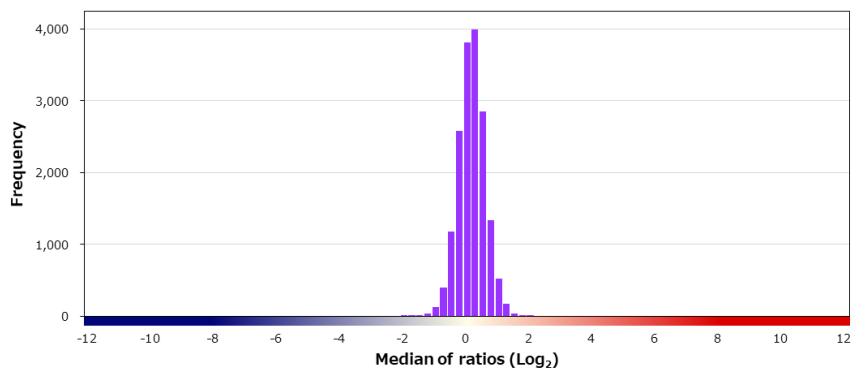
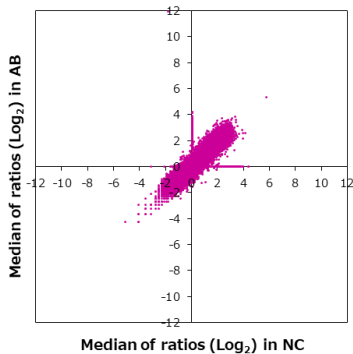
Supplier	Product code		Lot #
Dako	M7315		20019138
Host	Clonality	Isotype	Clone
Mouse	Monoclonal	IgG1, kappa	DAK-SYNAP
Applications			
<input type="checkbox"/> WB	<input type="checkbox"/> SW	<input type="checkbox"/> ELISA	<input type="checkbox"/> FCM
<input type="checkbox"/> ICC	<input type="checkbox"/> IF	<input checked="" type="checkbox"/> IHC	<input type="checkbox"/> IP
<input type="checkbox"/> B/N			
Note			

タンパク質マイクロアレイ (18K)

測定値 (Raw データ) 分布

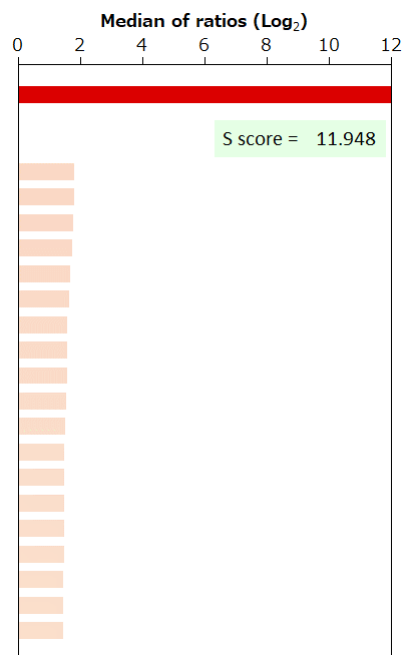


補正值分布



特異性検証

Rank	Gene	Protein	Score
On target			
1	SYP	NP_003170.1	13.753
Off target			
2	IFT43	Q96FT9-3	1.805
3	ZPBP2	NP_955353.1 (S173I)	1.804
4	BRD4	NP_490597.1	1.774
5	DCAKD	NP_079095.3	1.752
6	PRIM1	NP_000937.1	1.702
7	ANKRD45	NP_940895.1	1.641
8	TPK1	NP_071890.2	1.606
9	RBM22	NP_060517.1	1.598
10	OR52E6	NP_001005167.1	1.590
11	LDHAL6A	NP_659409.2	1.563
12	HSPA1L	NP_005518.3 (T493M/E602K)	1.527
13	CXXC5	NP_057547.5	1.508
14	RBM4	NP_002887.2	1.506
15	PPP4R1L	Q9P1A2-1	1.495
16	GRASP	NP_859062.1	1.489
17	RPL10A	NP_009035.3	1.479
18	FRMD1	NP_001116313.1	1.474
19	RPGRIP1L	NP_056087.2	1.474
20	THEM5	NP_872384.1	1.474

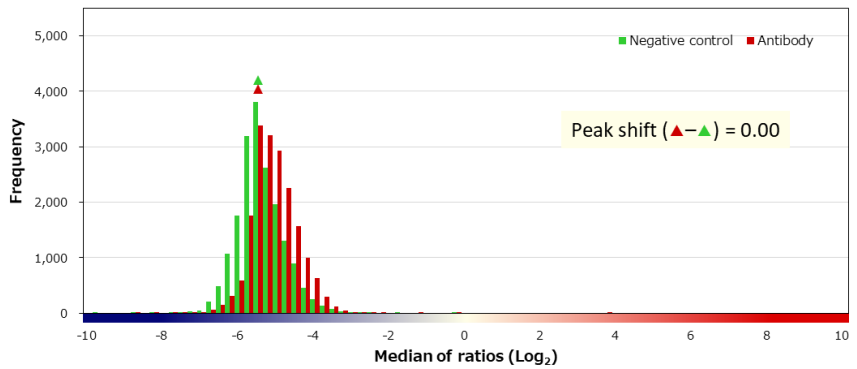
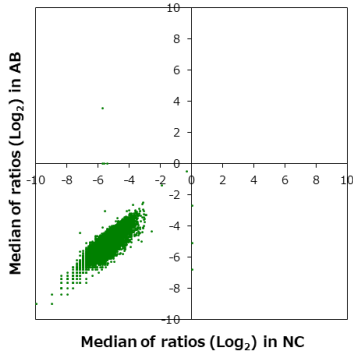


BSA	-	HA peptide	-	6xHis peptide	-	FLAG peptide	-
-----	---	------------	---	---------------	---	--------------	---

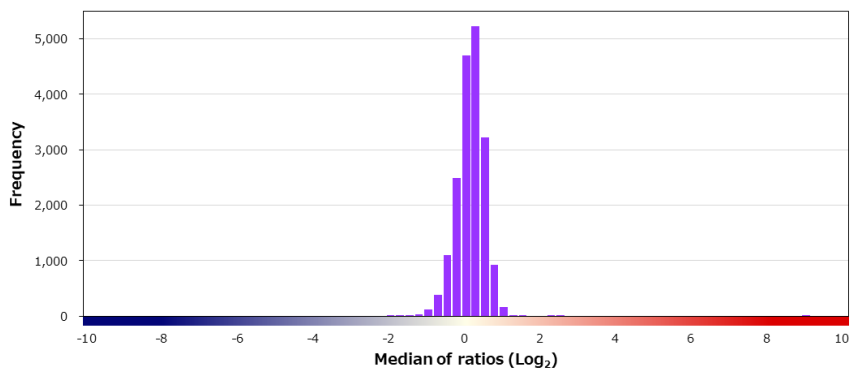
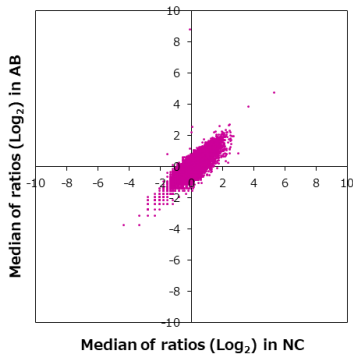
Supplier	Product code		Lot #
Roche	760-4595		V0001704
Host	Clonality	Isotype	Clone
Rabbit	Monoclonal	IgG1	MRQ-40
Applications			
<input type="checkbox"/> WB	<input type="checkbox"/> SW	<input type="checkbox"/> ELISA	<input type="checkbox"/> FCM
<input type="checkbox"/> ICC	<input type="checkbox"/> IF	<input checked="" type="checkbox"/> IHC	<input type="checkbox"/> IP
<input type="checkbox"/> B/N			
Note			

タンパク質マイクロアレイ (18K)

測定値 (Raw データ) 分布

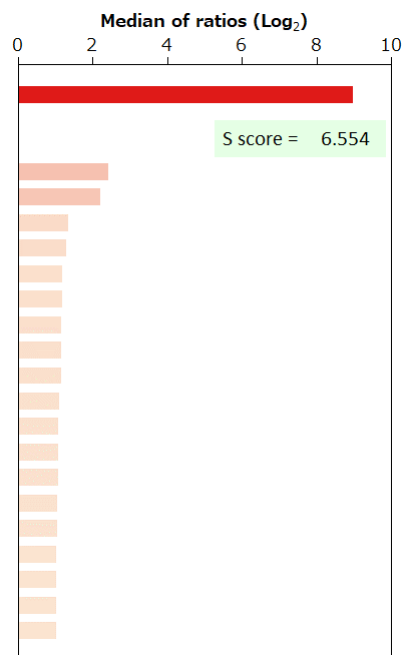


補正值分布



特異性検証

Rank	Gene	Protein	Score
On target			
1	SYP	NP_003170.1	8.975
Off target			
2	ELF2	NP_001263387.1	2.421
3	NEU3	NP_006647.3	2.212
4	CCDC74A	NP_620125.1	1.362
5	NFAT5	NP_006590.1	1.309
6	SIPA1L2	Q9P2F8-2	1.188
7	EGFR	NP_005219.2:p.V774_C775insHV	1.188
8	DHX30	NP_619520.1	1.169
9	TP53	NP_001119589.1:p.C106F	1.152
9	EIF1	NP_005792.1	1.152
11	TRIT1	XP_006710769.1	1.121
12	NXPH3	NP_009156.2	1.089
13	MRGPRE	NP_001034254.2 (G16S/G160S)	1.089
13	GNS	P15586-2	1.089
15	RAB3GAP2	Q9H2M9-2	1.066
16	DMBX1	NP_671725.1	1.052
17	AANAT	NP_001160051.1	1.043
18	SLC6A2	NP_001034.1	1.036
19	RNF19B	Q6ZMZ0-3	1.022
19	SPIN3	NP_001010862.2	1.022

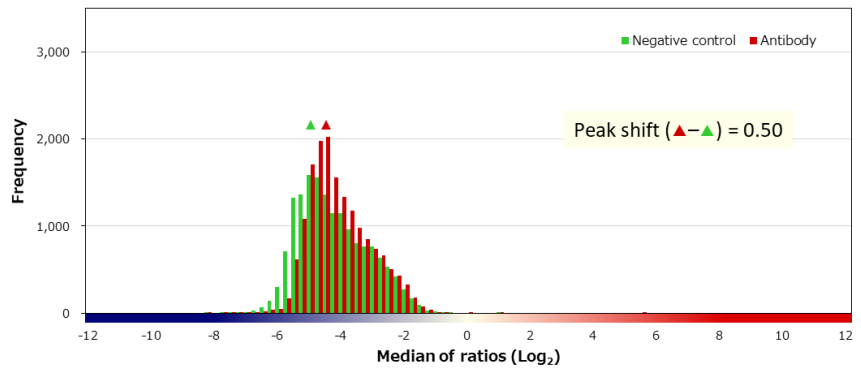
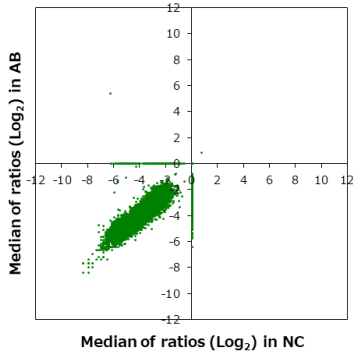


BSA	-	HA peptide	-	6xHis peptide	-	FLAG peptide	-	GST	-	MBP	-	Hemocyanin -KLH	-
-----	---	------------	---	---------------	---	--------------	---	-----	---	-----	---	-----------------	---

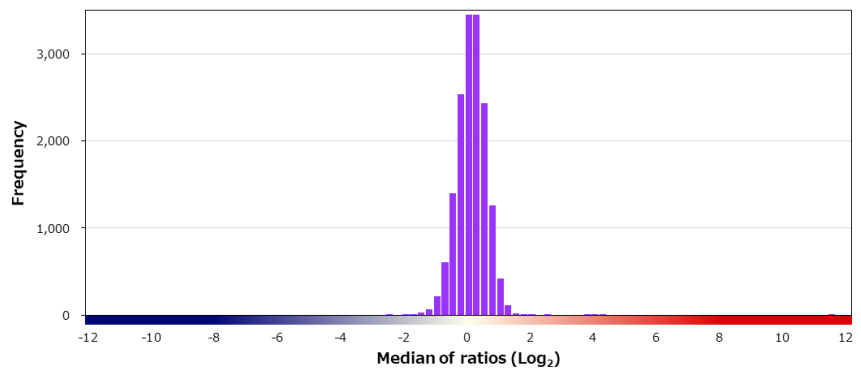
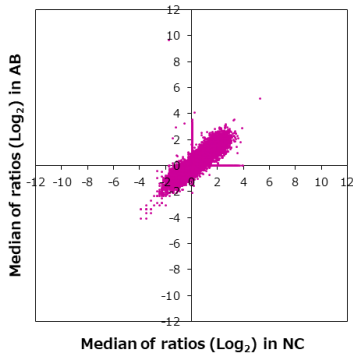
Supplier OriGene	Product code UM570093	Lot # A001
Host Mouse	Clonality Monoclonal	Isotype IgG1
Applications <input type="checkbox"/> WB <input type="checkbox"/> SW <input type="checkbox"/> ELISA <input type="checkbox"/> FCM <input type="checkbox"/> ICC <input checked="" type="checkbox"/> IF <input checked="" type="checkbox"/> IHC <input type="checkbox"/> IP <input type="checkbox"/> B/N		
Clone UMAB128		
Note		

タンパク質マイクロアレイ (18K)

測定値 (Raw データ) 分布

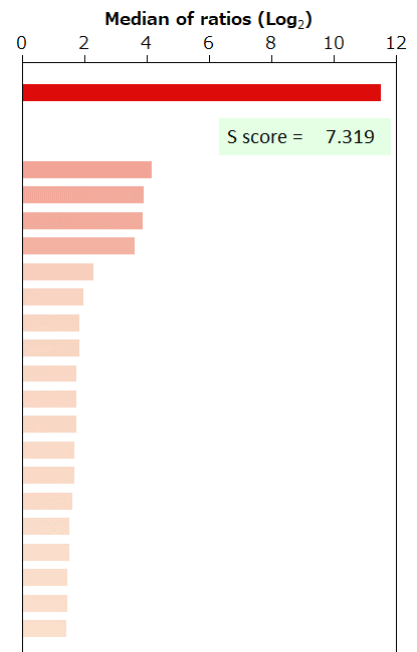


補正值分布



特異性検証

Rank	Gene	Protein	Score
On target			
1	SYT4	NP_065834.1	11.500
Off target			
2	RALA	NP_005393.2	4.181
3	BTK	NP_000052.1	3.895
4	RALB	NP_002872.1	3.865
5	SERTAD3	NP_037500.2	3.606
6	TMEM237	NP_689601.2	2.285
7	VMAC	NP_001017921.1	1.965
8	TEF	NP_001138870.1	1.844
9	MED4	NP_054885.1	1.844
10	MYBPH	NP_004988.2	1.762
11	HABP4	Q5JVS0-2	1.759
12	FAM96B	NP_057146.1	1.737
13	RIC8B	NP_001317076.1	1.677
14	SAMD13	NP_001010971.1	1.674
15	MAGEA11	XP_016885011.1	1.638
16	DDIT3	NP_004074.2	1.532
17	TP53	NP_001119590.1	1.522
18	INTS12	NP_065128.2	1.477
19	CFDP1	NP_006315.1	1.462
20	EWSR1	NP_053733.2	1.429

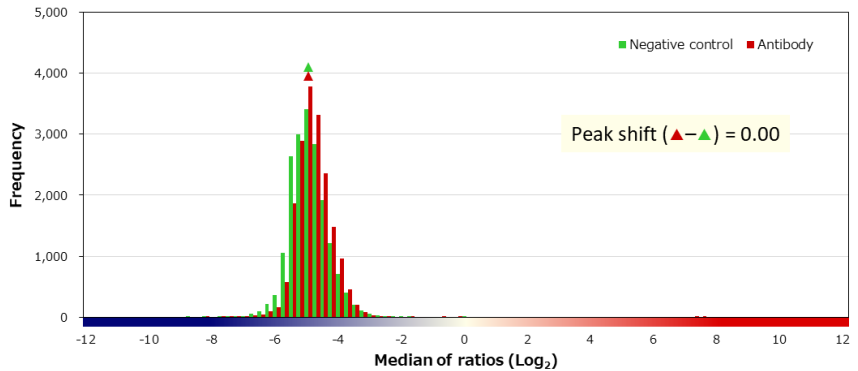
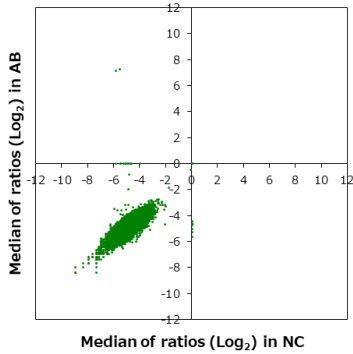


BSA	-	HA peptide	-	6xHis peptide	-	FLAG peptide	-
-----	---	------------	---	---------------	---	--------------	---

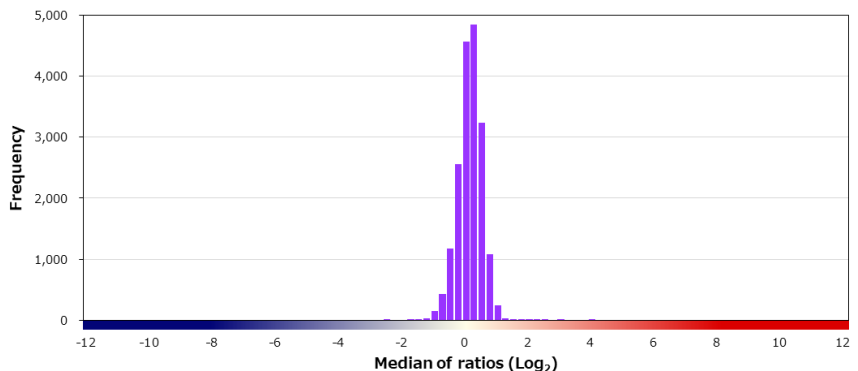
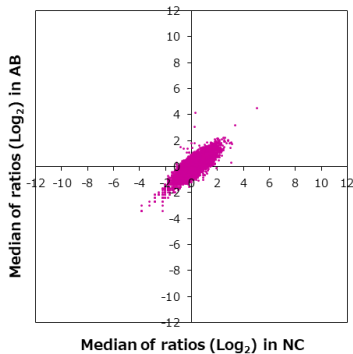
Supplier Cell Signaling Technology		Product code 11825S	Lot # 1
Host Rabbit	Clonality Monoclonal	Isotype IgG	Clone D2C10
Applications <input checked="" type="checkbox"/> WB <input type="checkbox"/> SW <input type="checkbox"/> ELISA <input type="checkbox"/> FCM <input type="checkbox"/> ICC <input type="checkbox"/> IF <input type="checkbox"/> IHC <input checked="" type="checkbox"/> IP <input type="checkbox"/> B/N			
Note			

タンパク質マイクロアレイ (18K)

■ 測定値 (Raw データ) 分布

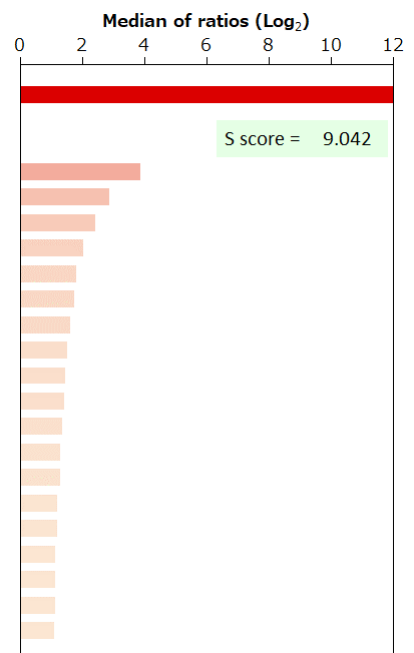


■ 補正值分布



■ 特異性検証

Rank	Gene	Protein	Score
On target			
1	TCF12	NP_996919.1	12.921
Off target			
2	ID3	NP_002158.3 (T105A)	3.879
3	IGF2BP1	NP_006537.3	2.878
4	YTHDF2	NP_057342.2	2.412
5	MIDN	NP_796375.3	2.033
6	GSDMA	NP_835465.2 (V128L)	1.812
7	ASPHD1	NP_859069.2	1.758
8	NPBWR2	NP_005277.2	1.639
9	IGF2	NP_000603.1	1.517
10	EPHX1	NP_000111.1	1.474
11	RBP7	NP_443192.1	1.441
12	PSPHP1	O15172	1.358
13	TMED4	NP_001289987.1	1.289
13	PDSS1	NP_055132.2	1.289
15	MRPS18C	NP_057151.1	1.194
16	BTN3A3	NP_008925.1	1.188
17	CFAP45	NP_036469.2	1.152
18	P4HTM	NP_808807.2	1.137
19	EGFR	NP_005219.2:p.T847A	1.126
20	CCT2	NP_006422.1	1.123

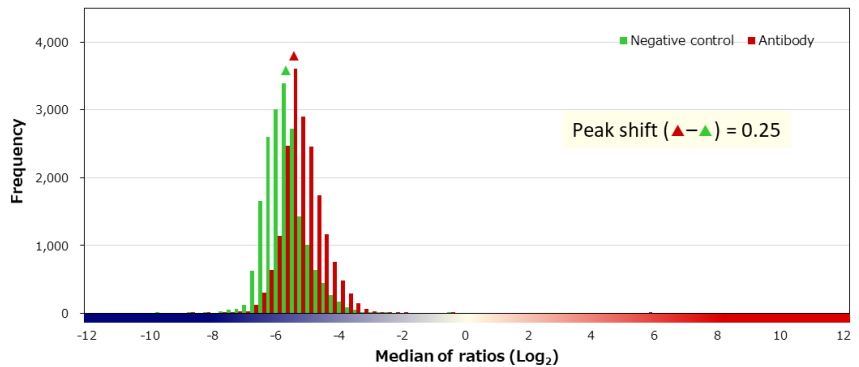
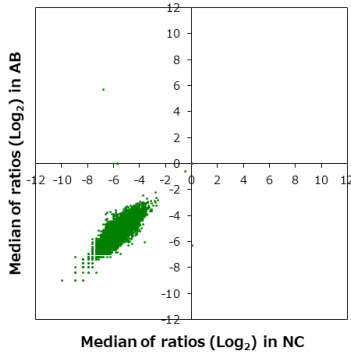


BSA	-	HA peptide	-	6xHis peptide	-	FLAG peptide	-	GST	-	MBP	-	Hemocyanin -KLH	-
-----	---	------------	---	---------------	---	--------------	---	-----	---	-----	---	-----------------	---

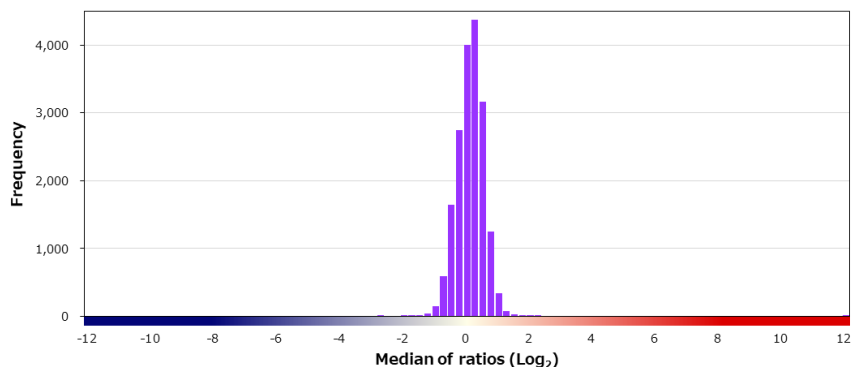
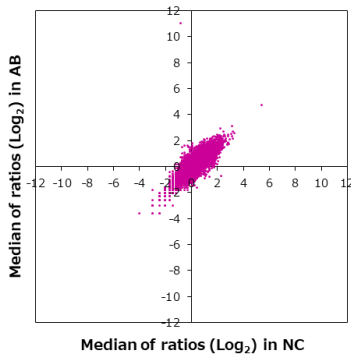
Supplier	Roche		Product code	760-4622		Lot #	V0001332		
Host	Rabbit		Clonality	Monoclonal		Isotype	IgG		
Applications	<input type="checkbox"/> WB	<input type="checkbox"/> SW	<input type="checkbox"/> ELISA	<input type="checkbox"/> FCM	<input type="checkbox"/> ICC	<input type="checkbox"/> IF	<input checked="" type="checkbox"/> IHC	<input type="checkbox"/> IP	<input type="checkbox"/> B/N
Note									

タンパク質マイクロアレイ (18K)

測定値 (Raw データ) 分布

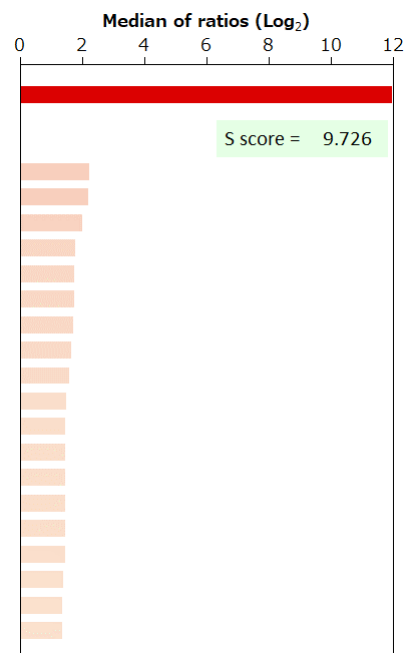


補正值分布



特異性検証

Rank	Gene	Protein	Score
On target			
1	TFE3	NP_006512.2	11.969
Off target			
2	RSL1D1	O76021-2	2.243
3	ING4	NP_001121054.1	2.208
4	REEP2	NP_001258732.1	2.025
5	PROCA1	NP_001291881.1	1.799
6	TP53	NP_001119587.1:p.H82R	1.765
7	FBXO28	NP_055991.1	1.757
8	TOX	NP_055544.1	1.718
9	GTF2E2	NP_002086.1	1.658
10	C8orf74	NP_001035121.1	1.599
11	MRPS33	NP_057155.1	1.501
12	POLD3	NP_006582.1	1.477
13	MEAF6	NP_001257804.1	1.477
13	JSRP1	NP_653217.1	1.477
15	SRI	NP_003121.1	1.477
15	ABCF1	NP_001020262.1	1.477
17	LMOD2	Q6P5Q4-2	1.454
18	ORMDL1	NP_057551.1	1.384
19	ZNF20	NP_066966.2	1.375
20	SNAPC1	NP_003073.1	1.352

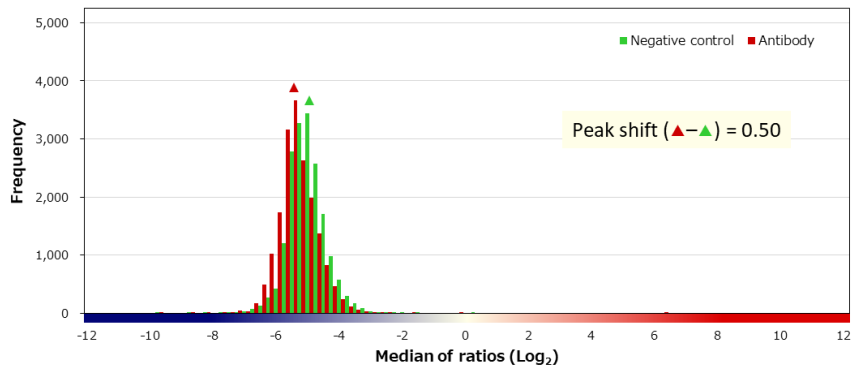
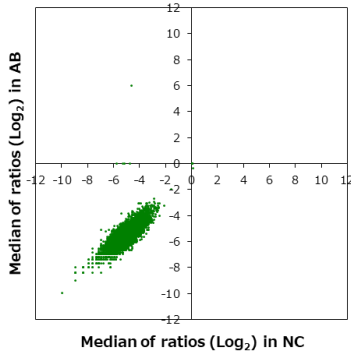


BSA	-	HA peptide	-	6xHis peptide	-	FLAG peptide	-	GST	-	MBP	-	Hemocyanin -KLH	-
-----	---	------------	---	---------------	---	--------------	---	-----	---	-----	---	-----------------	---

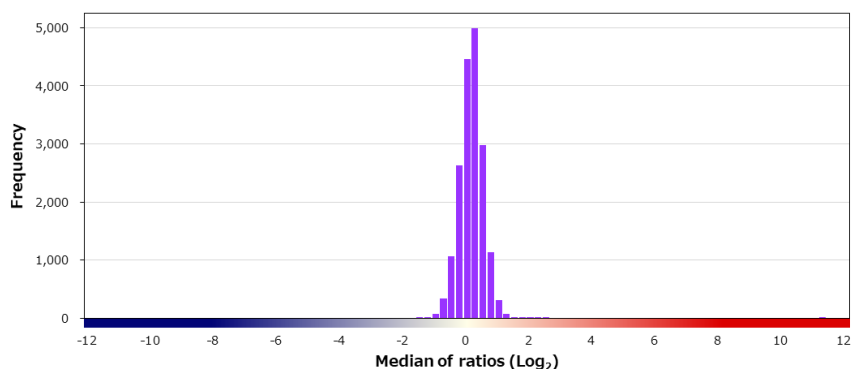
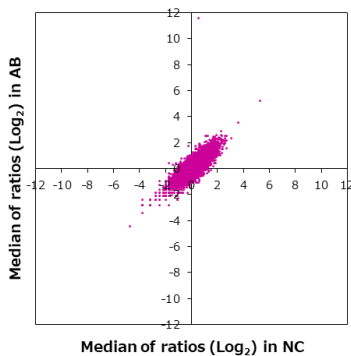
Supplier Cell Signaling Technology		Product code 13674P	Lot # 1
Host Rabbit	Clonality Monoclonal	Isotype IgG	Clone D9M9H
Applications <input checked="" type="checkbox"/> WB <input type="checkbox"/> SW <input type="checkbox"/> ELISA <input checked="" type="checkbox"/> FCM <input checked="" type="checkbox"/> ICC <input checked="" type="checkbox"/> IF <input type="checkbox"/> IHC <input checked="" type="checkbox"/> IP <input type="checkbox"/> B/N			
Note			

タンパク質マイクロアレイ (18K)

測定値 (Raw データ) 分布

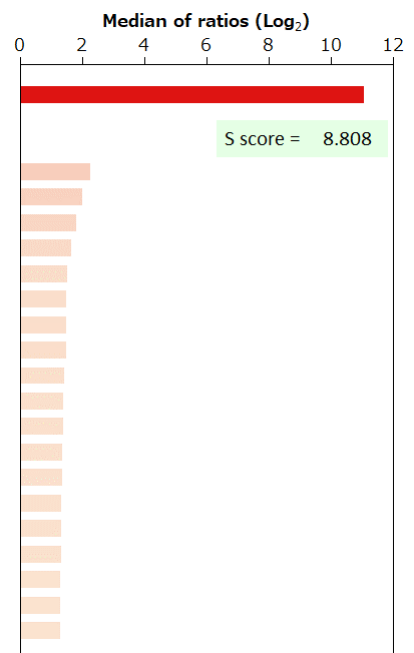


補正值分布



特異性検証

Rank	Gene	Protein	Score
On target			
1	TLR9	NP_059138.1	11.059
Off target			
2	CBLL1	NP_079090.2	2.251
3	TP53	NP_001119587.1:p.C110F	2.019
4	RSL1D1	O76021-2	1.826
5	TXNDC2	NP_001091999.1 (E341K/G357D/R487T)	1.666
6	HMG20A	NP_060670.1	1.530
7	LRIG3	NP_700356.2	1.503
8	PAPOLB	NP_064529.4	1.498
9	PAC SIN2	NP_009160.2	1.480
10	AKT1	NP_005154.2:p.K179M	1.440
11	TTC9B	Q8N6N2-2	1.393
12	ZBTB18	NP_991331.1	1.393
13	FILIP1L	NP_055705.2	1.375
14	PSAP	NP_001035930.1	1.354
15	EIF2S2	NP_003899.2	1.344
16	UBE3A	NP_000453.2 (D766G)	1.340
17	GLIDR	A6NN06	1.325
18	TMIE	NP_671729.2	1.293
19	REEP2	NP_001258732.1	1.291
20	PAGE4	NP_008934.1	1.286

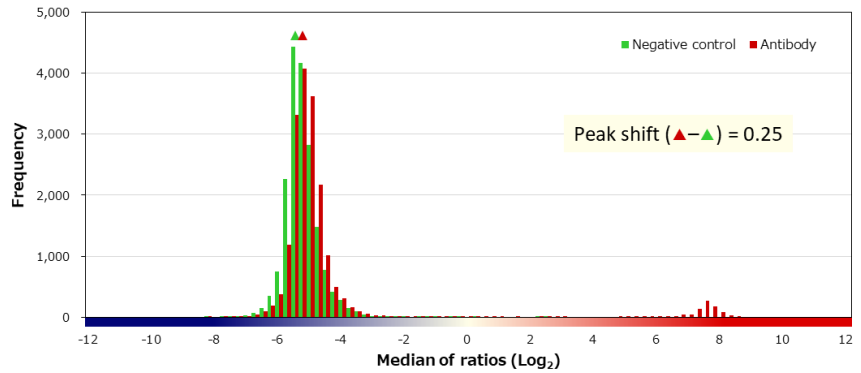
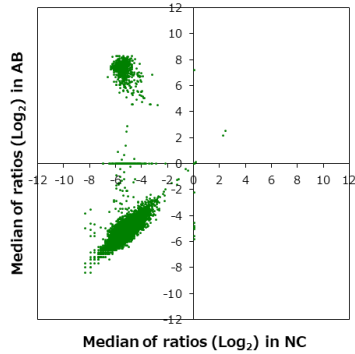


BSA	-	HA peptide	-	6xHis peptide	-	FLAG peptide	-	GST	-	MBP	-	Hemocyanin -KLH	-
-----	---	------------	---	---------------	---	--------------	---	-----	---	-----	---	-----------------	---

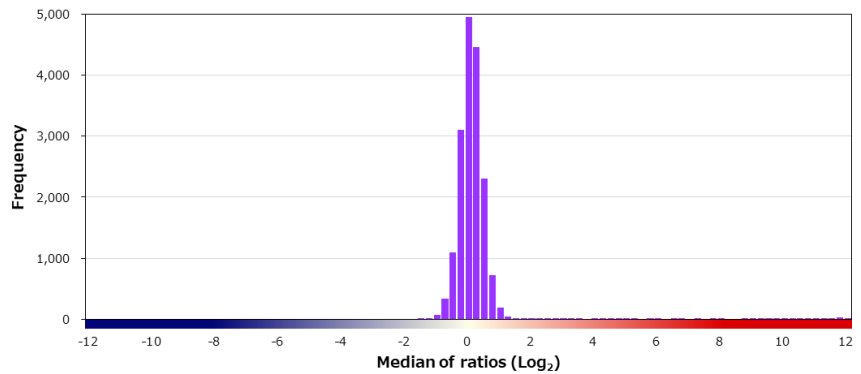
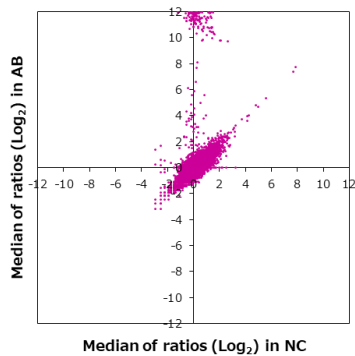
Supplier Atlas antibodies		Product code AMAb90956		Lot # 2843	
Host Mouse		Clonality Monoclonal		Isotype IgG1	
Applications <input checked="" type="checkbox"/> WB <input type="checkbox"/> SW <input type="checkbox"/> ELISA <input type="checkbox"/> FCM <input checked="" type="checkbox"/> ICC <input checked="" type="checkbox"/> IF <input checked="" type="checkbox"/> IHC <input type="checkbox"/> IP <input type="checkbox"/> B/N		Clone CL2199			
Note					

タンパク質マイクロアレイ (18K)

測定値 (Raw データ) 分布

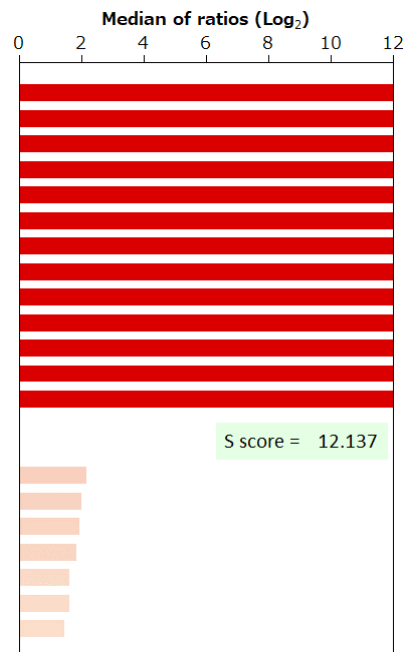


補正值分布



特異性検証

Rank	Gene	Protein	Score
On target			
1	TP53	NP_001263628.1:p.R114H	14.302
2	TP53	NP_001263626.1	13.814
3	TP53	NP_001119585.1	13.758
4	TP53	NP_001263627.1	13.559
5	TP53	NP_001119586.1	13.544
6	TP53	NP_001263628.1	13.471
7	TP53	NP_001119588.1	13.411
8	TP53	NP_000537.3	13.380
9	TP53	NP_001119590.1	13.014
10	TP53	NP_001263624.1	12.950
11	TP53	NP_001119589.1	12.872
12	TP53	NP_001263625.1	12.622
13	TP53	NP_001119587.1	12.528
Off target			
14	NXF1	NP_006353.2	2.165
15	MAP4K3	NP_003609.2	2.008
16	RBM19	NP_057280.2 (Q602E)	1.956
17	PPP1R21	NP_001129101.1	1.855
18	BRAF	NP_004324.2:p.V600M	1.630
19	AIF1	NP_116573.1	1.614
20	PRTFDC1	NP_064585.1	1.474

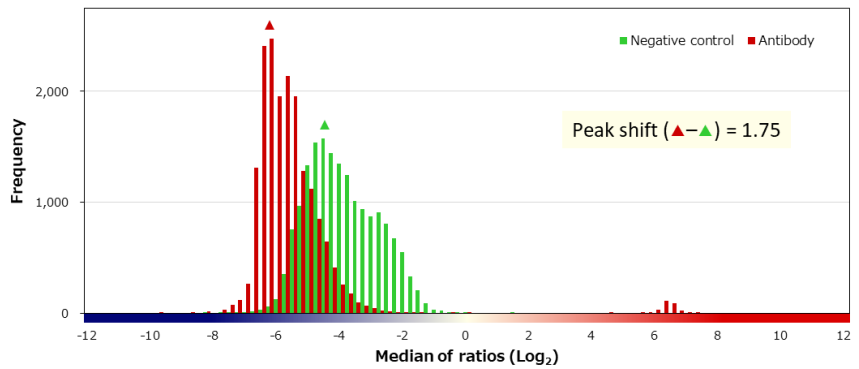
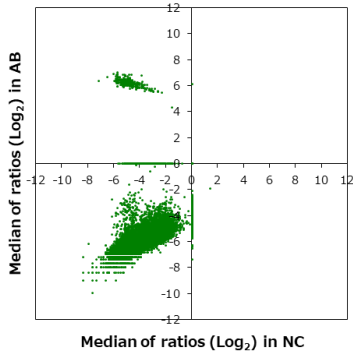


BSA	-	HA peptide	-	6xHis peptide	-	FLAG peptide	-	GST	-	MBP	-	Hemocyanin -KLH	-
-----	---	------------	---	---------------	---	--------------	---	-----	---	-----	---	-----------------	---

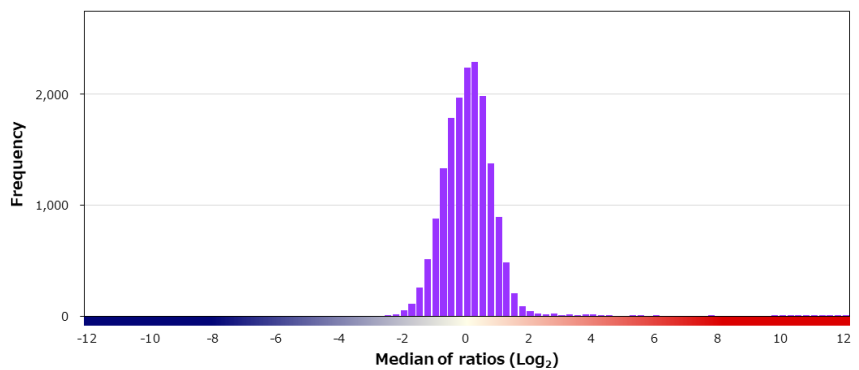
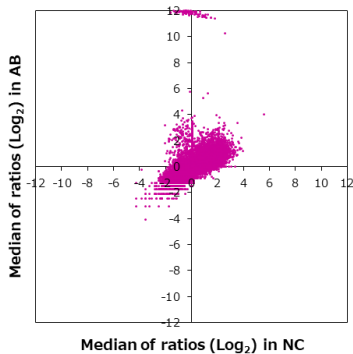
Supplier	Roche		Product code	790-2912		Lot #	F18298		
Host	Mouse		Clonality	Monoclonal		Isotype	IgG1, kappa		
Applications	<input type="checkbox"/> WB	<input type="checkbox"/> SW	<input type="checkbox"/> ELISA	<input type="checkbox"/> FCM	<input type="checkbox"/> ICC	<input type="checkbox"/> IF	<input checked="" type="checkbox"/> IHC	<input type="checkbox"/> IP	<input type="checkbox"/> B/N
Note									

タンパク質マイクロアレイ (18K)

測定値 (Raw データ) 分布

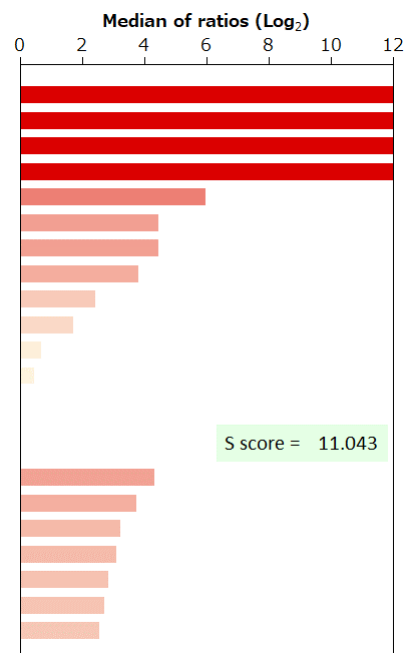


補正值分布



特異性検証

Rank	Gene	Protein	Score
On target			
1	TP53	NP_001119586.1:p.Q192*	15.359
2	TP53	NP_001119585.1	14.124
3	TP53	NP_000537.3	13.477
4	TP53	NP_001119586.1	12.025
5	TP53	NP_001119590.1	5.983
6	TP53	NP_001263625.1	4.466
7	TP53	NP_001263624.1	4.450
9	TP53	NP_001119587.1	3.821
19	TP53	NP_001119589.1	2.439
-	TP53	NP_001119588.1	1.726
-	TP53	NP_001263628.1	0.705
-	TP53	NP_001263627.1	0.477
-	TP53	NP_001263626.1	0.000
Off target			
8	SMAGP	NP_001026798.1	4.316
10	NEPRO	NP_056227.2 (F357I)	3.738
11	PXN	NP_002850.2 (S73G)	3.236
12	ANXA8L1	NP_001265852.1	3.106
13	COLEC12	NP_569057.1 (K91E/G606S)	2.851
14	ING2	NP_001278888.1	2.708
15	APOF	NP_001629.1	2.558

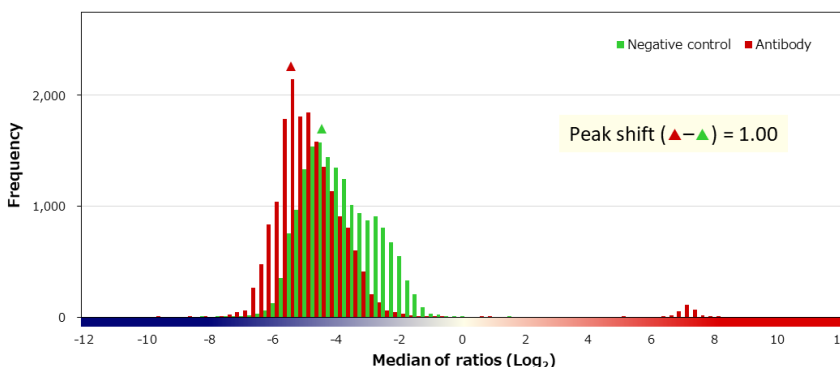
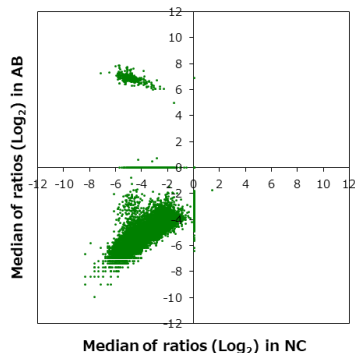


BSA	-	HA peptide	-	6xHis peptide	-	FLAG peptide	-
-----	---	------------	---	---------------	---	--------------	---

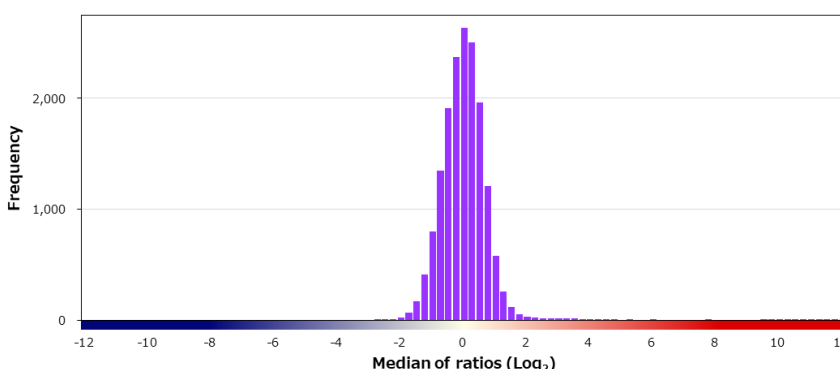
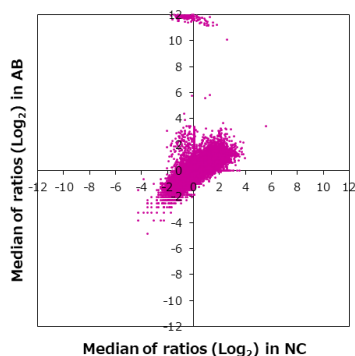
Supplier	Roche		Product code	760-2542	Lot #	F20105	
Host	Mouse	Clonality	Monoclonal	Isotype	IgG2a	Clone	BP53-11
Applications	<input type="checkbox"/> WB <input type="checkbox"/> SW <input type="checkbox"/> ELISA <input type="checkbox"/> FCM <input type="checkbox"/> ICC <input type="checkbox"/> IF <input checked="" type="checkbox"/> IHC <input type="checkbox"/> IP <input type="checkbox"/> B/N						
Note							

タンパク質マイクロアレイ (18K)

測定値 (Raw データ) 分布

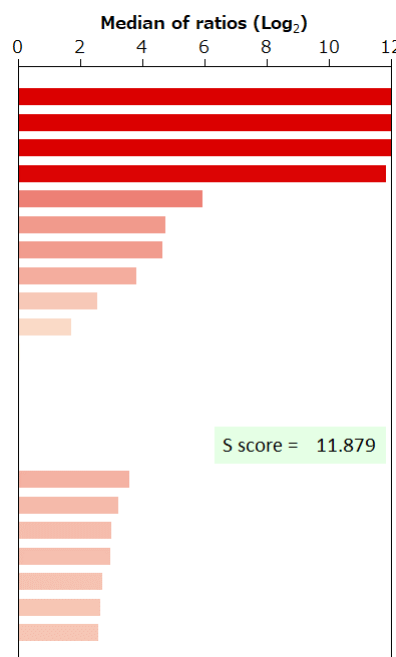


補正值分布



特異性検証

Rank	Gene	Protein	Score
On target			
1	TP53	NP_001119586.1:p.Q192*	15.470
2	TP53	NP_001119585.1	14.054
3	TP53	NP_000537.3	13.414
4	TP53	NP_001119586.1	11.814
5	TP53	NP_001119590.1	5.937
6	TP53	NP_001263624.1	4.742
7	TP53	NP_001263625.1	4.637
8	TP53	NP_001119587.1	3.807
16	TP53	NP_001119589.1	2.551
-	TP53	NP_001119588.1	1.711
-	TP53	NP_001263627.1	0.089
-	TP53	NP_001263628.1	-0.195
-	TP53	NP_001263626.1	-0.790
Off target			
9	PXN	NP_002850.2 (S73G)	3.591
10	IZUMO1	NP_872381.2 (A333V)	3.216
11	ANXA8L1	NP_001265852.1	3.000
12	SMAGP	NP_001026798.1	2.962
13	COLEC12	NP_569057.1 (K91E/G606S)	2.729
14	GPR85	NP_061843.3	2.666
15	DHH	NP_066382.1	2.576

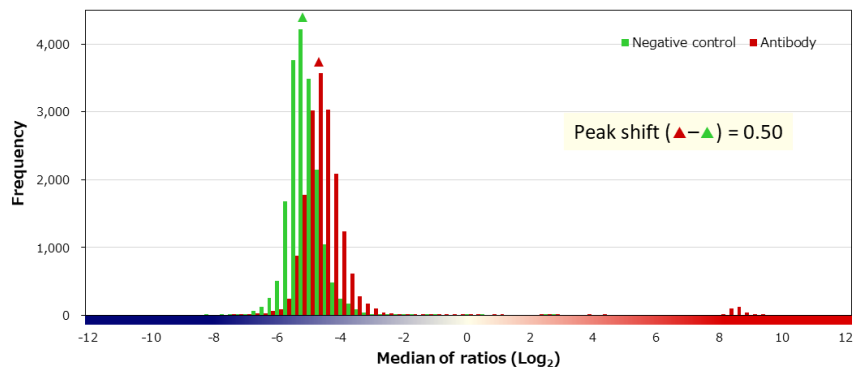
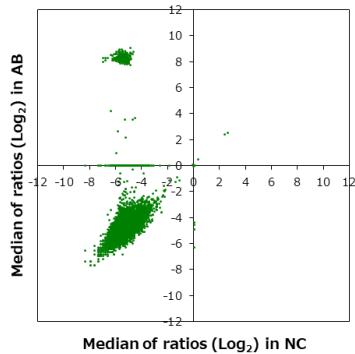


BSA	-	HA peptide	-	6xHis peptide	-	FLAG peptide	-
-----	---	------------	---	---------------	---	--------------	---

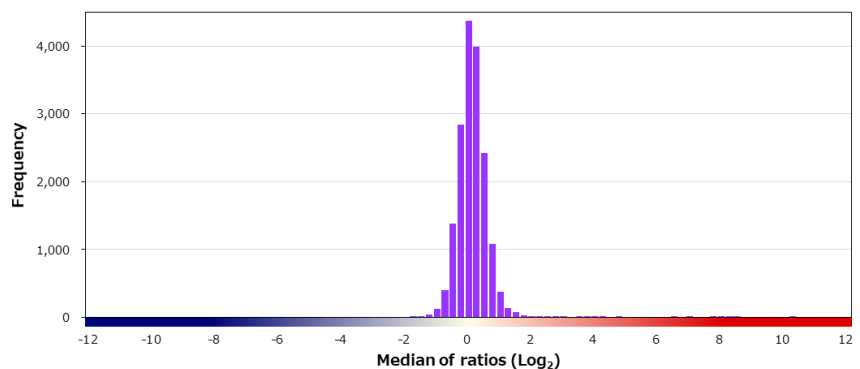
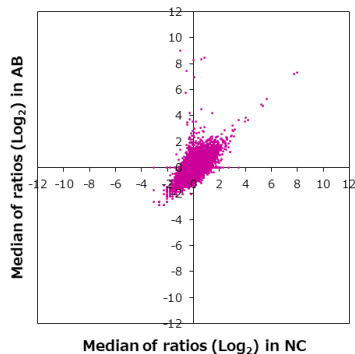
Supplier	Product code		Lot #
Leica	NCL-L-p53-DO7		6074339
Host	Clonality	Isotype	Clone
Mouse	Monoclonal	IgG2b	DO-7
Applications			
<input type="checkbox"/> WB	<input type="checkbox"/> SW	<input type="checkbox"/> ELISA	<input type="checkbox"/> FCM
<input type="checkbox"/> ICC	<input type="checkbox"/> IF	<input checked="" type="checkbox"/> IHC	<input type="checkbox"/> IP
<input type="checkbox"/> B/N			
Note			

タンパク質マイクロアレイ (18K)

測定値 (Raw データ) 分布

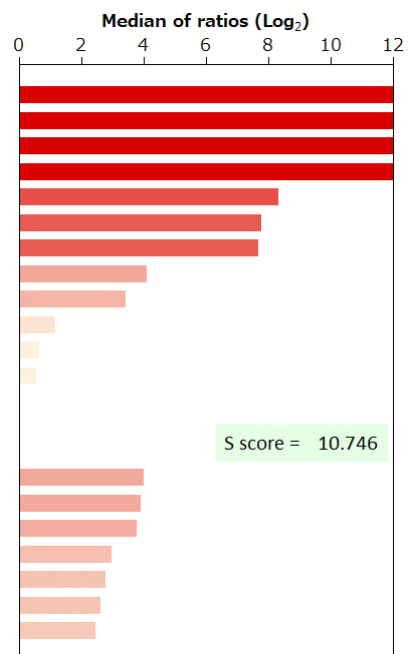


補正值分布



特異性検証

Rank	Gene	Protein	Score
On target			
1	TP53	NP_000537.3:p.Q192*	14.759
2	TP53	NP_001119586.1	13.725
3	TP53	NP_001119585.1	13.581
4	TP53	NP_000537.3	13.102
5	TP53	NP_001263624.1	8.333
6	TP53	NP_001119590.1	7.762
7	TP53	NP_001263625.1	7.662
8	TP53	NP_001263627.1	4.096
12	TP53	NP_001119589.1	3.430
-	TP53	NP_001263626.1	1.167
-	TP53	NP_001119587.1	0.643
-	TP53	NP_001263628.1	0.549
-	TP53	NP_001119588.1	N/A
Off target			
9	MAPKAPK2	NP_116584.2	4.013
10	CDKN1A	NP_000380.1	3.905
11	EGFR	NP_005219.2:p.E746_A750delELREA	3.793
13	FZD4	NP_036325.2	2.963
14	ZFYVE16	NP_055548.3 (I192T)	2.781
15	CTNNB1	NP_001895.1	2.633
16	TWIST2	NP_476527.1	2.466

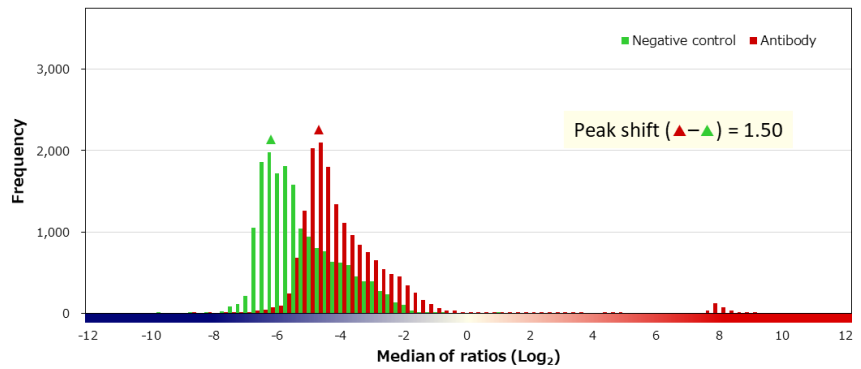
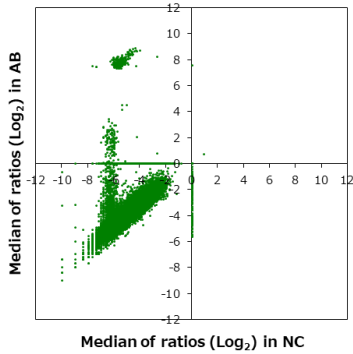


BSA	-	HA peptide	-	6xHis peptide	-	FLAG peptide	-	GST	-	MBP	-	Hemocyanin -KLH	-
-----	---	------------	---	---------------	---	--------------	---	-----	---	-----	---	-----------------	---

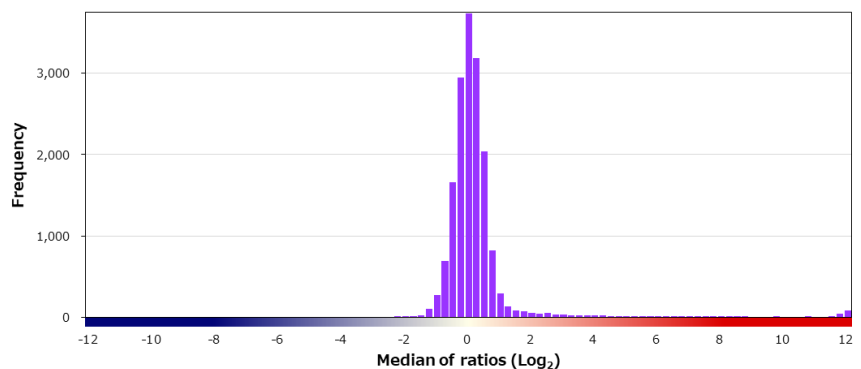
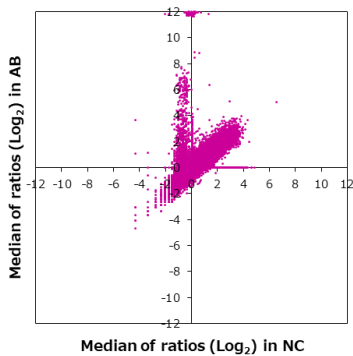
Supplier	Product code		Lot #
Dako	M7001		20015671
Host	Clonality	Isotype	Clone
Mouse	Monoclonal	IgG2b, kappa	DO-7
Applications			
<input checked="" type="checkbox"/> WB	<input type="checkbox"/> SW	<input type="checkbox"/> ELISA	<input type="checkbox"/> FCM
<input type="checkbox"/> ICC	<input type="checkbox"/> IF	<input checked="" type="checkbox"/> IHC	<input type="checkbox"/> IP
<input type="checkbox"/> B/N			
Note			

タンパク質マイクロアレイ (18K)

測定値 (Raw データ) 分布

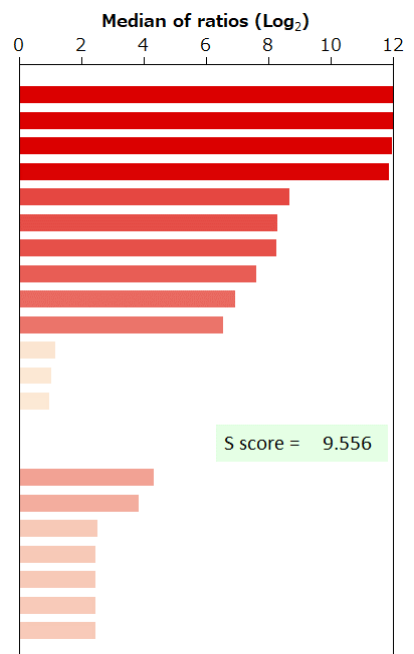


補正值分布



特異性検証

Rank	Gene	Protein	Score
On target			
1	TP53	NP_000537.3:p.Q192*	13.897
2	TP53	NP_001119586.1	12.110
3	TP53	NP_000537.3	11.956
4	TP53	NP_001119585.1	11.843
5	TP53	NP_001119590.1	8.655
6	TP53	NP_001263624.1	8.278
7	TP53	NP_001263625.1	8.239
8	TP53	NP_001119588.1	7.596
9	TP53	NP_001119587.1	6.928
10	TP53	NP_001119589.1	6.533
-	TP53	NP_001263626.1	1.181
-	TP53	NP_001263628.1	1.053
-	TP53	NP_001263627.1	0.984
Off target			
11	PXN	NP_002850.2 (S73G)	4.341
12	COLEC12	NP_569057.1 (K91E/G606S)	3.845
13	IRF7	NP_004022.2	2.510
14	WDR91	A4D1P6-2	2.468
15	CAMK2D	NP_001212.2	2.461
16	SPACA3	NP_776246.1	2.448
17	FOXC1	NP_001444.2	2.445

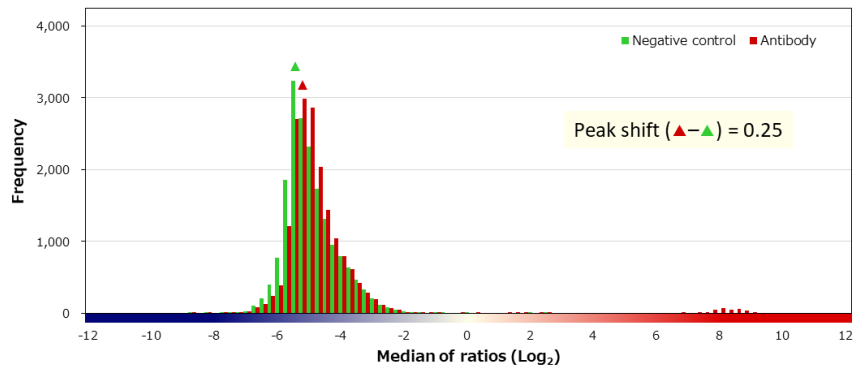
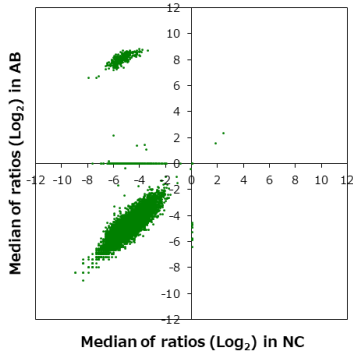


BSA	-	HA peptide	-	6xHis peptide	-	FLAG peptide	-
-----	---	------------	---	---------------	---	--------------	---

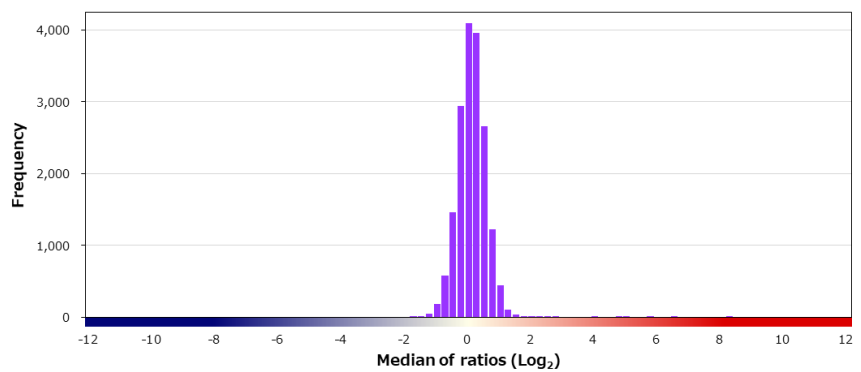
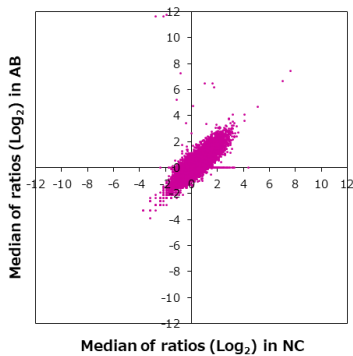
Supplier ニチレイバイオサイエンス		Product code 413231	Lot # H1604
Host Mouse	Clonality Monoclonal	Isotype IgG2b, kappa	Clone DO-7
Applications <input type="checkbox"/> WB <input type="checkbox"/> SW <input type="checkbox"/> ELISA <input type="checkbox"/> FCM <input type="checkbox"/> ICC <input type="checkbox"/> IF <input checked="" type="checkbox"/> IHC <input type="checkbox"/> IP <input type="checkbox"/> B/N			
Note			

タンパク質マイクロアレイ (18K)

測定値 (Raw データ) 分布

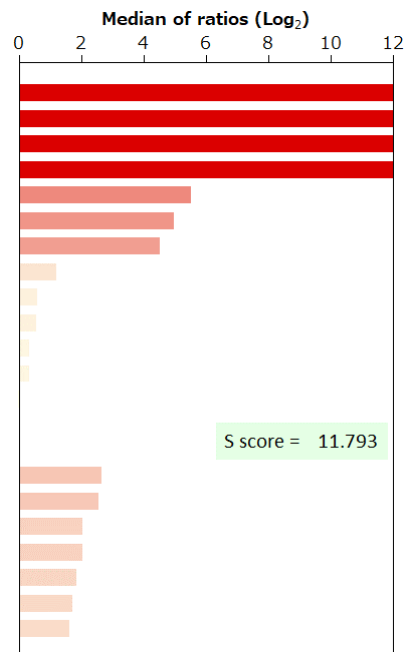


補正值分布



特異性検証

Rank	Gene	Protein	Score
On target			
1	TP53	NP_001119586.1:p.Q192*	14.458
2	TP53	NP_001119585.1	13.795
3	TP53	NP_000537.3	13.714
4	TP53	NP_001119586.1	13.675
5	TP53	NP_001119590.1	5.509
6	TP53	NP_001263625.1	4.957
7	TP53	NP_001263624.1	4.523
-	TP53	NP_001263627.1	1.189
-	TP53	NP_001119587.1	0.592
-	TP53	NP_001263626.1	0.552
-	TP53	NP_001263628.1	0.322
-	TP53	NP_001119589.1	0.319
-	TP53	NP_001119588.1	0.018
Off target			
8	BRAF	NP_004324.2:p.V600E	2.665
9	SUPV3L1	NP_003162.2	2.547
10	RCOR2	NP_775858.2 (T514A)	2.038
11	ENPP2	NP_001035181.1 (S493P)	2.036
12	FBXO3	Q9UK99-3	1.856
13	ERN1	NP_001424.3	1.715
14	KIT	NP_000213.1:p.N822Y	1.611

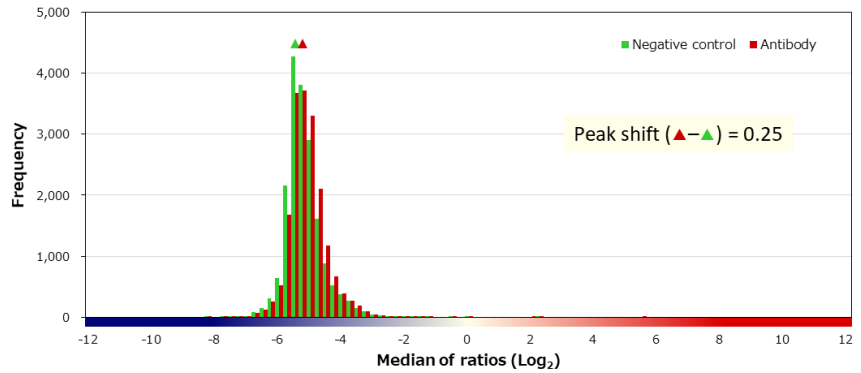
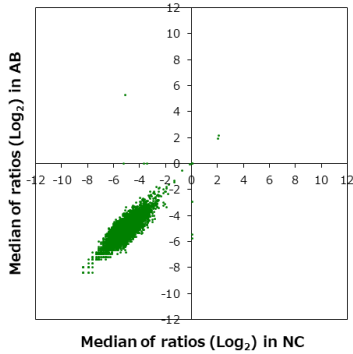


BSA	-	HA peptide	-	6xHis peptide	-	FLAG peptide	-	GST	-	MBP	-	Hemocyanin -KLH	-
-----	---	------------	---	---------------	---	--------------	---	-----	---	-----	---	-----------------	---

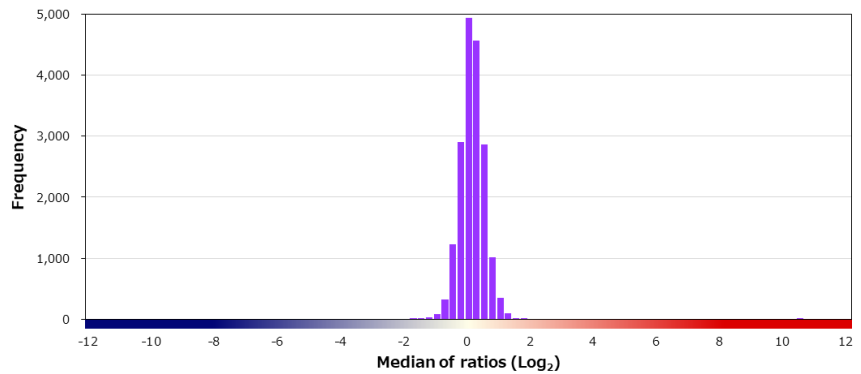
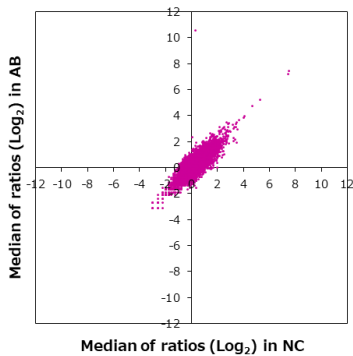
Supplier Leica	Product code NCL-L-TPO	Lot # 6069452
Host Mouse	Clonality Monoclonal	Isotype IgG1
Applications <input type="checkbox"/> WB <input type="checkbox"/> SW <input type="checkbox"/> ELISA <input type="checkbox"/> FCM <input type="checkbox"/> ICC <input type="checkbox"/> IF <input checked="" type="checkbox"/> IHC <input type="checkbox"/> IP <input type="checkbox"/> B/N		
Note		

タンパク質マイクロアレイ (18K)

測定値 (Raw データ) 分布

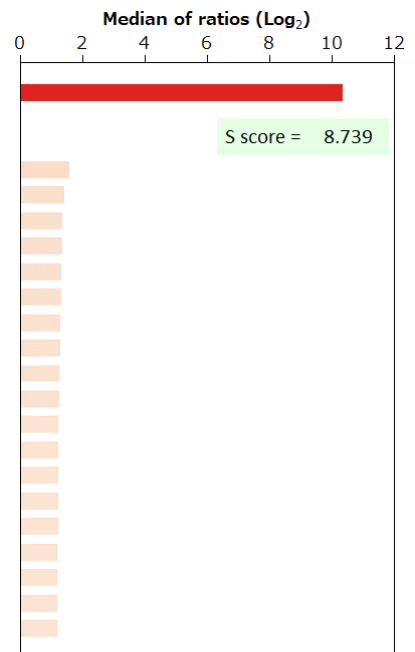


補正值分布



特異性検証

Rank	Gene	Protein	Score
On target			
1	TPO	NP_000538.3	10.345
Off target			
2	TP53	NP_001119590.1:p.E247K	1.606
3	ARL13A	Q5H913-1	1.430
4	NPTX1	NP_002513.2	1.373
5	LPO	NP_006142.1	1.364
6	DDX19B	NP_009173.1	1.328
7	C1QBP	NP_001203.1	1.328
8	FSCN2	NP_036550.1	1.288
9	PEX11A	NP_003838.1	1.285
10	TTC36	NP_001073910.1	1.283
11	INAFM1	NP_848606.3	1.267
12	PAWR	NP_002574.2	1.247
13	TEX14	NP_112562.3	1.235
14	GPR146	NP_612454.1	1.235
14	ALX4	NP_068745.2	1.235
16	CCDC159	P0C716-3	1.225
17	EGFR	NP_005219.2:p.C797S	1.220
18	SLC20A2	NP_006740.1	1.218
19	GSDMD	NP_079012.3	1.209
19	BNC1	NP_001288135.1	1.209

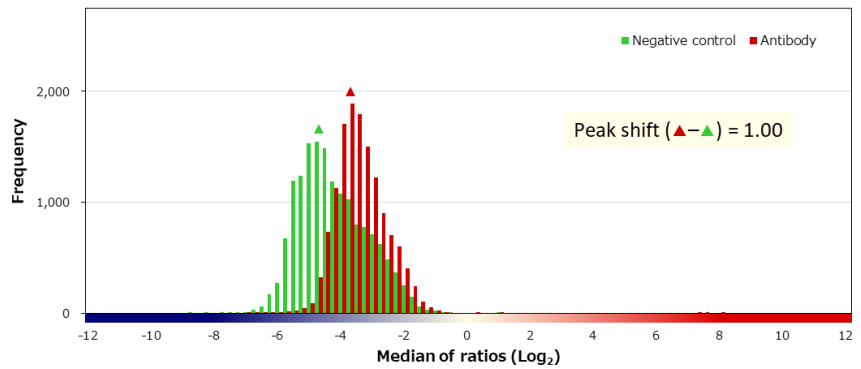
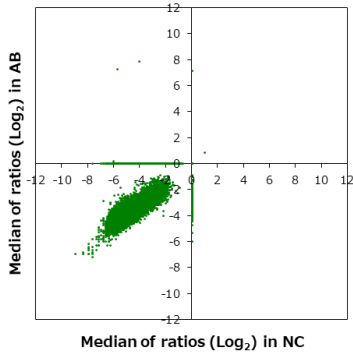


BSA	-	HA peptide	-	6xHis peptide	-	FLAG peptide	-	GST	-	MBP	-	Hemocyanin -KLH	-
-----	---	------------	---	---------------	---	--------------	---	-----	---	-----	---	-----------------	---

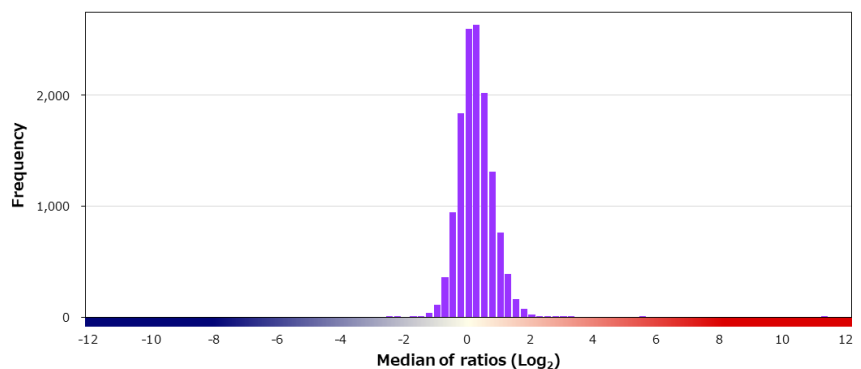
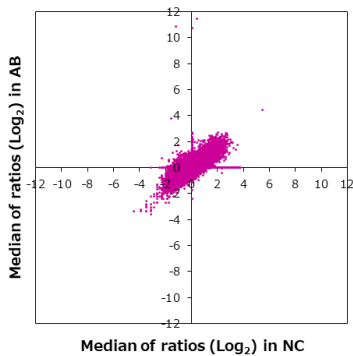
Supplier	Product code		Lot #
OriGene	UM870027		W001
Host	Clonality	Isotype	Clone
Mouse	Monoclonal	IgG1	UMAB97
Applications			
<input checked="" type="checkbox"/> WB	<input type="checkbox"/> SW	<input type="checkbox"/> ELISA	<input type="checkbox"/> FCM
<input type="checkbox"/> ICC	<input type="checkbox"/> IF	<input checked="" type="checkbox"/> IHC	<input type="checkbox"/> IP
<input type="checkbox"/> B/N			
Note			

タンパク質マイクロアレイ (18K)

■ 測定値 (Raw データ) 分布

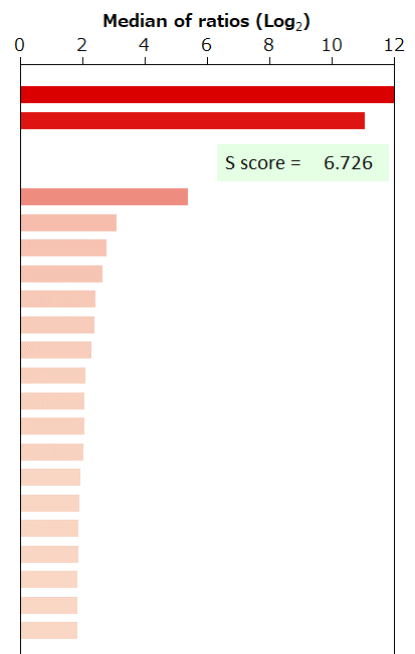


■ 補正值分布



■ 特異性検証

Rank	Gene	Protein	Score
On target			
1	TYMP	NP_001944.1 (M142V)	12.130
2	TYMP	NP_001244918.1 (S476L)	11.055
Off target			
3	DDIT3	NP_004074.2	5.404
4	TMEM237	NP_689601.2	3.098
5	XPA	NP_000371.1	2.777
6	TP53	NP_001263626.1:p.C116F	2.646
7	VMAC	NP_001017921.1	2.438
8	EWSR1	NP_053733.2	2.381
9	PAPOLG	NP_075045.2	2.296
10	MLF1	NP_001182361.1	2.121
11	PTHLH	NP_002811.1	2.085
11	NBR1	NP_001278500.1	2.085
13	HIGD2A	NP_620175.1	2.029
14	MRGBP	NP_060740.1	1.934
15	FMR1NB	NP_689791.1	1.928
16	LSM14B	Q9BX40-3	1.893
17	RBM46	NP_659416.1	1.872
18	ATP6V1G1	NP_004879.1	1.856
19	YY2	NP_996806.2	1.853
20	ST6GAL2	NP_001135824.1	1.839

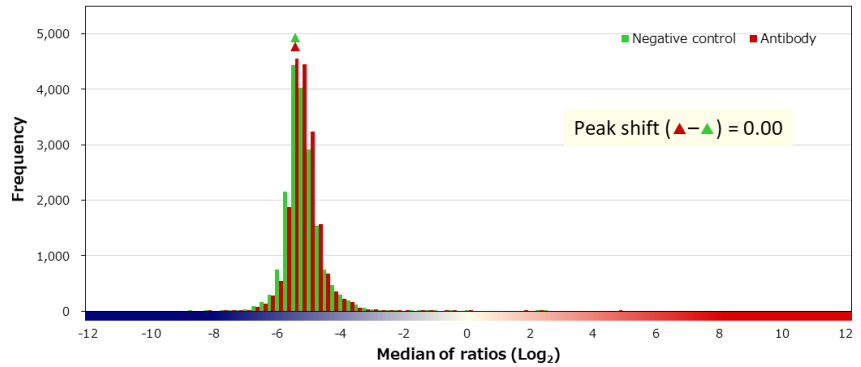
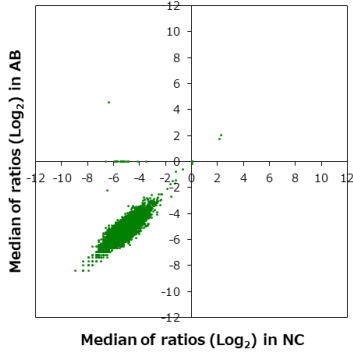


BSA	-	HA peptide	-	6xHis peptide	-	FLAG peptide	-
-----	---	------------	---	---------------	---	--------------	---

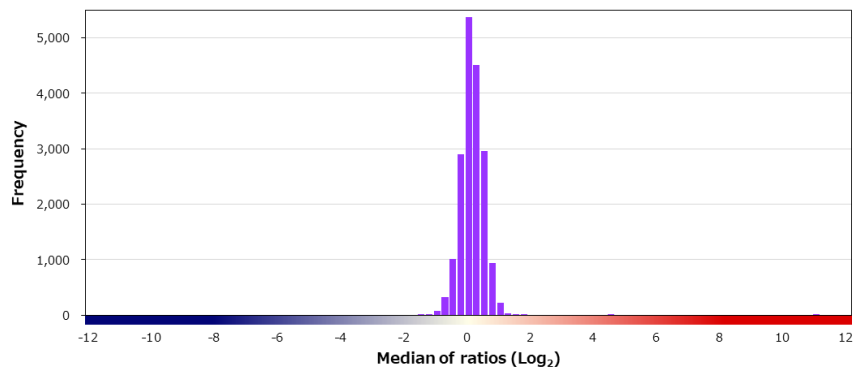
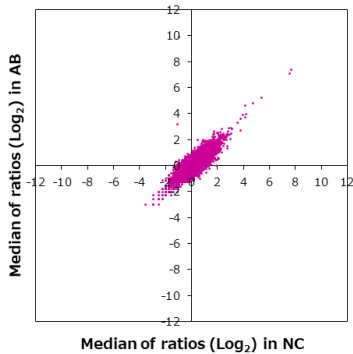
Supplier Leica	Product code NCL-L-PGP9.5	Lot # 6074564
Host Mouse	Clonality Monoclonal	Isotype IgG2b
Applications <input type="checkbox"/> WB <input type="checkbox"/> SW <input type="checkbox"/> ELISA <input type="checkbox"/> FCM <input type="checkbox"/> ICC <input type="checkbox"/> IF <input checked="" type="checkbox"/> IHC <input type="checkbox"/> IP <input type="checkbox"/> B/N		
Note		

タンパク質マイクロアレイ (18K)

■ 測定値 (Raw データ) 分布

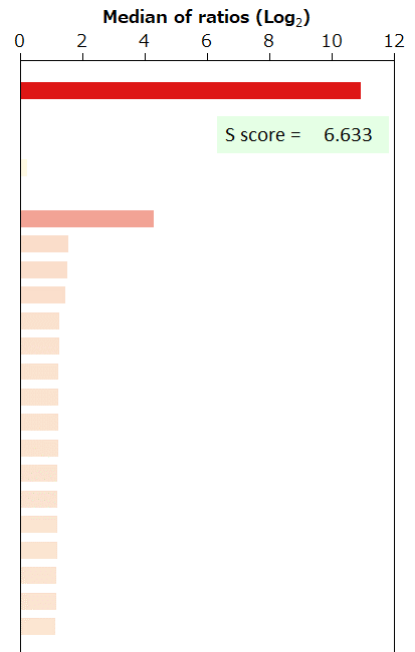


■ 補正值分布



■ 特異性検証

Rank	Gene	Protein	Score
On target			
1	UCHL1	NP_004172.2	10.937
Off target			
-	UCHL3	NP_005993.1	0.240
-	UCHL5	NP_001186190.1	-0.076
2	SPZ1	NP_115956.3 (V17L)	4.304
3	TP53	NP_001263625.1:p.C102Y	1.573
4	PSD2	NP_115665.1	1.514
5	TAP2	NP_000535.3 (A665T)	1.448
6	TRPC5OS	NP_001182505.1	1.278
7	UNC5B	NP_734465.2	1.261
8	TMEM56-RWDD3	NP_001186620.1	1.232
9	NOP14	NP_003694.1	1.229
10	CSNK2A1	NP_001886.1	1.225
11	ZNF419	NP_001091964.1	1.223
12	WWP1	NP_008944.1	1.211
12	C10orf120	NP_001010912.1	1.211
14	RBM4B	NP_113680.1	1.190
14	CD47	NP_001768.1	1.190
16	RNF43	NP_060233.3 (I47V/M313V/L418M/R600G)	1.158
16	SLITRK1	NP_443142.1	1.158
18	MCF2L2	Q86YR7-3 (I359L)	1.149

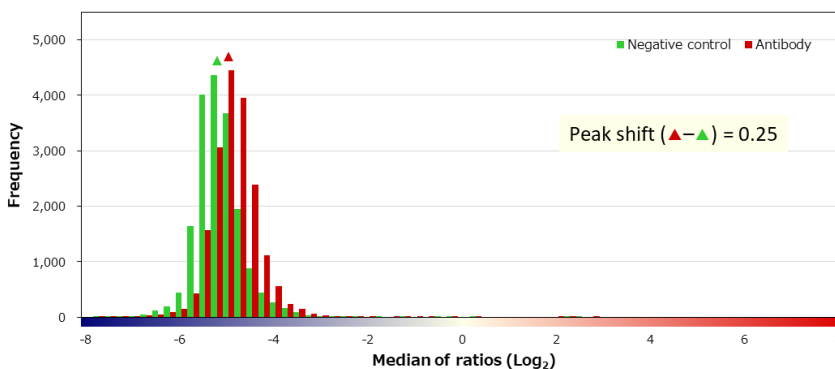
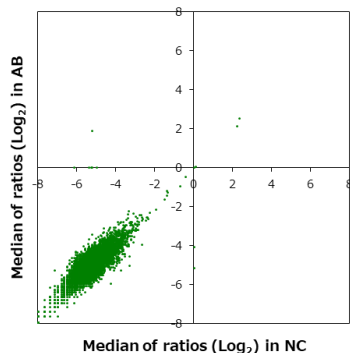


BSA	-	HA peptide	-	6xHis peptide	-	FLAG peptide	-	GST	-	MBP	-	Hemocyanin -KLH	-
-----	---	------------	---	---------------	---	--------------	---	-----	---	-----	---	-----------------	---

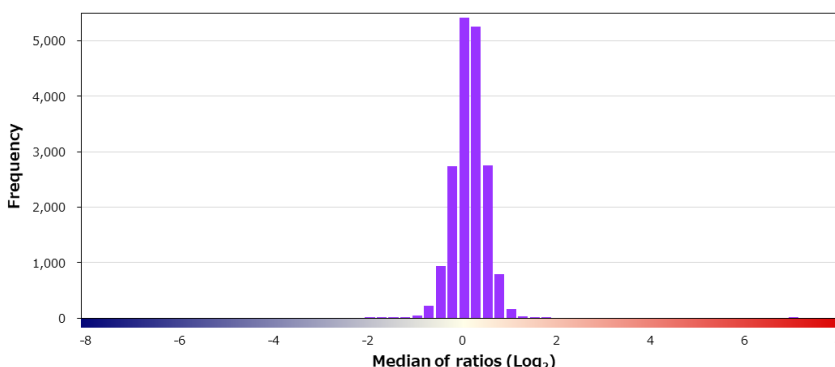
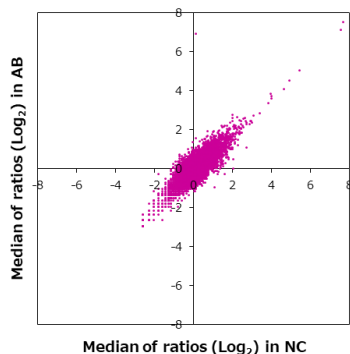
Supplier ニチレイバイオサイエンス		Product code 418121	Lot # H1604
Host Mouse	Clonality Monoclonal	Isotype IgG1, kappa	Clone BC21
Applications <input type="checkbox"/> WB <input type="checkbox"/> SW <input type="checkbox"/> ELISA <input type="checkbox"/> FCM <input type="checkbox"/> ICC <input type="checkbox"/> IF <input checked="" type="checkbox"/> IHC <input type="checkbox"/> IP <input type="checkbox"/> B/N			
Note			

タンパク質マイクロアレイ (18K)

測定値 (Raw データ) 分布

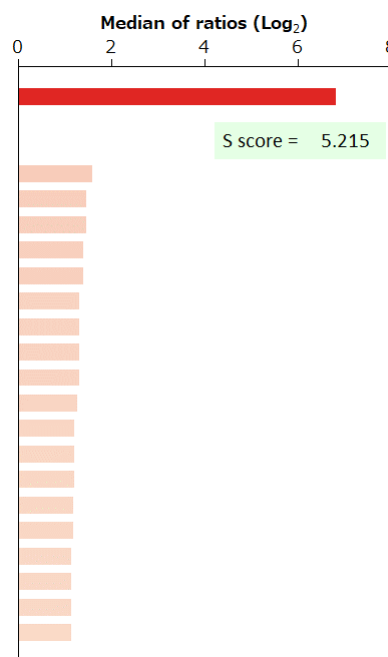


補正值分布



特異性検証

Rank	Gene	Protein	Score
On target			
1	UPK2	NP_006751.1	6.802
Off target			
2	IGBP1	NP_001542.1	1.587
3	CFHR2	NP_005657.1	1.478
4	ALG9	NP_079016.2 (V289I)	1.460
5	FOXE3	NP_036318.1	1.413
6	NDE1	NP_060138.1	1.402
7	DNAJC9	NP_056005.1	1.326
8	RASSF4	NP_114412.2	1.319
9	IRF1	NP_002189.1	1.316
10	SYMPK	NP_004810.2	1.309
11	KLRG1	NP_001316028.1	1.279
12	SPANXN4	NP_001009613.1	1.215
13	PRSS8	NP_002764.1	1.209
14	E2F1	NP_005216.1	1.207
15	KIT	NP_000213.1:p.D820Y	1.197
16	RCBTB2	NP_001259.1	1.186
17	ARID5B	NP_115575.1	1.154
17	LOC389602	NP_001278842.1	1.154
19	GPR15	NP_005281.1	1.154
20	ACCS	NP_115981.1 (P421L)	1.145

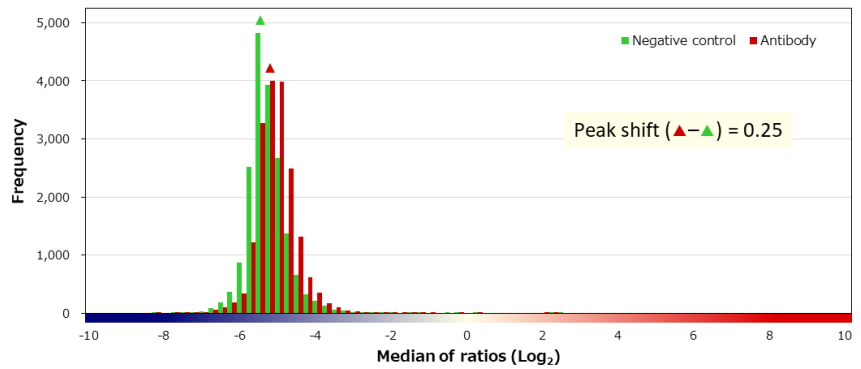
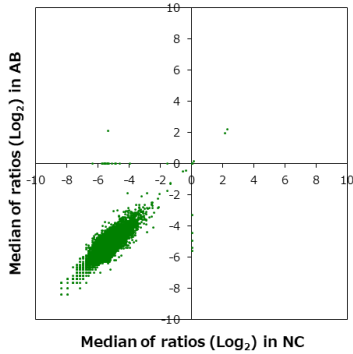


BSA	-	HA peptide	-	6xHis peptide	-	FLAG peptide	-	GST	-	MBP	-	Hemocyanin -KLH	-
-----	---	------------	---	---------------	---	--------------	---	-----	---	-----	---	-----------------	---

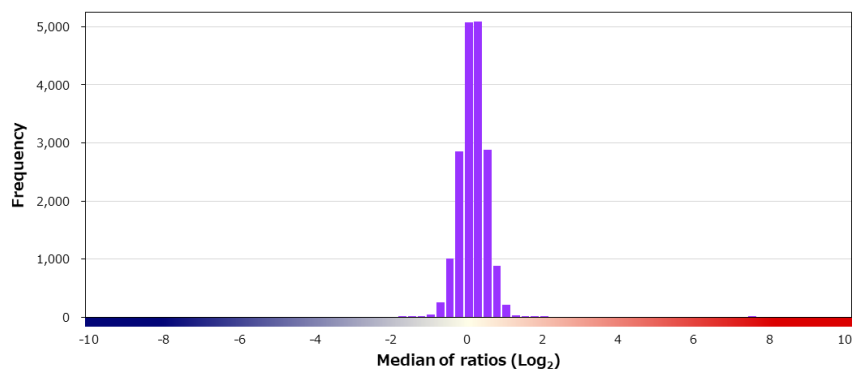
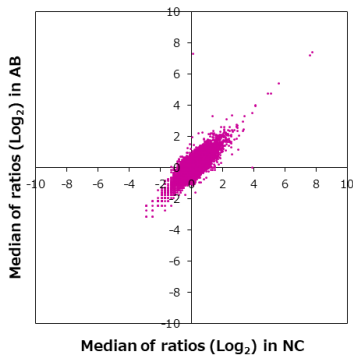
Supplier	Roche		Product code	760-4277		Lot #	V0001384	
Host	Mouse		Clonality	Monoclonal		Isotype	IgG1	
Applications	<input type="checkbox"/> WB	<input type="checkbox"/> SW	<input type="checkbox"/> ELISA	<input type="checkbox"/> FCM	<input type="checkbox"/> ICC	<input type="checkbox"/> IF	<input checked="" type="checkbox"/> IHC	<input type="checkbox"/> IP <input type="checkbox"/> B/N
Note								

タンパク質マイクロアレイ (18K)

■ 測定値 (Raw データ) 分布

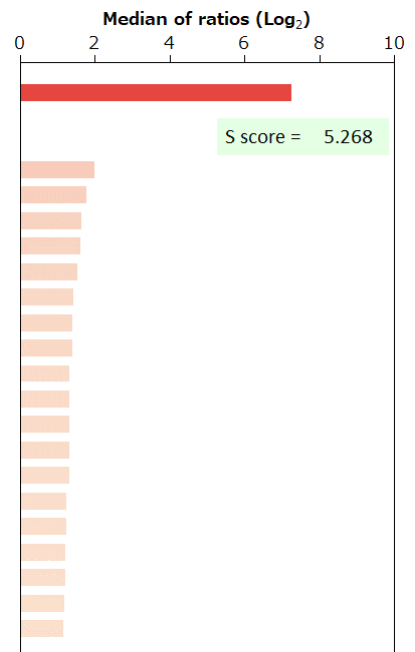


■ 補正值分布



■ 特異性検証

Rank	Gene	Protein	Score
On target			
1	VIL1	NP_009058.2	7.258
Off target			
2	ECSCR	NP_001071161.1	1.990
3	RAB8B	NP_057614.1	1.771
4	NKAIN4	NP_690603.3 (K91Q/C151G)	1.638
5	TACC1	NP_006274.2	1.612
6	ZNF724	A8MTY0	1.534
7	PSENE1	NP_758844.1	1.420
8	RBBP9	NP_006597.2	1.404
9	METTL13	NP_055770.1 (M19V)	1.401
10	FAM161A	NP_115556.2	1.335
10	TP53	NP_001263625.1:p.V134M	1.335
12	TTL3	NP_001021100.3	1.330
13	MT2A	NP_005944.1	1.328
14	MAGEB1	NP_002354.2	1.313
15	BRAP	NP_006759.3	1.242
16	DHX16	NP_003578.2	1.235
17	TBL3	NP_006444.2	1.215
18	EEF2	NP_001952.1	1.211
19	PSMD3	NP_002800.2	1.197
20	H1FX-AS1	Q4G0G2	1.175

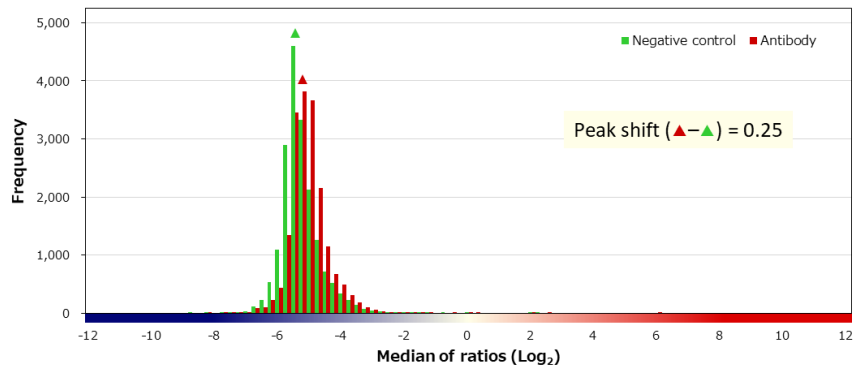
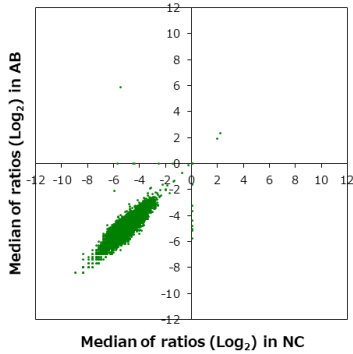


BSA	-	HA peptide	-	6xHis peptide	-	FLAG peptide	-	GST	-	MBP	-	Hemocyanin -KLH	-
-----	---	------------	---	---------------	---	--------------	---	-----	---	-----	---	-----------------	---

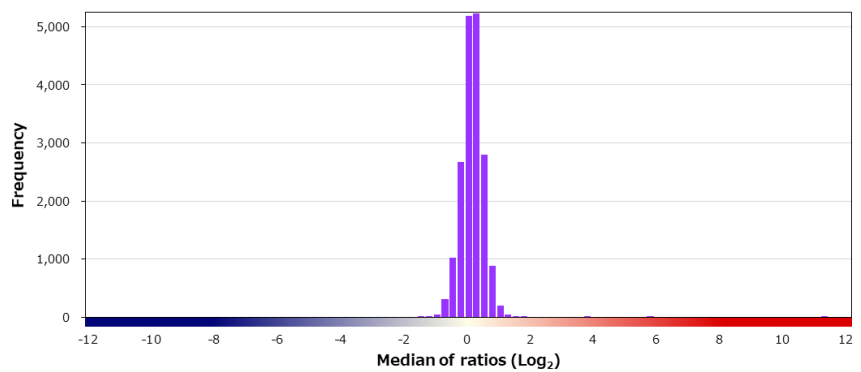
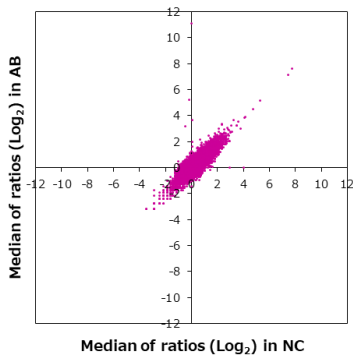
Supplier	Product code		Lot #
Leica	NCL-L-VIM-V9		6068648
Host	Clonality	Isotype	Clone
Mouse	Monoclonal	IgG1	V9
Applications			
<input checked="" type="checkbox"/> WB	<input type="checkbox"/> SW	<input type="checkbox"/> ELISA	<input type="checkbox"/> FCM
<input type="checkbox"/> ICC	<input type="checkbox"/> IF	<input checked="" type="checkbox"/> IHC	<input type="checkbox"/> IP
<input type="checkbox"/> B/N			
Note			

タンパク質マイクロアレイ (18K)

測定値 (Raw データ) 分布

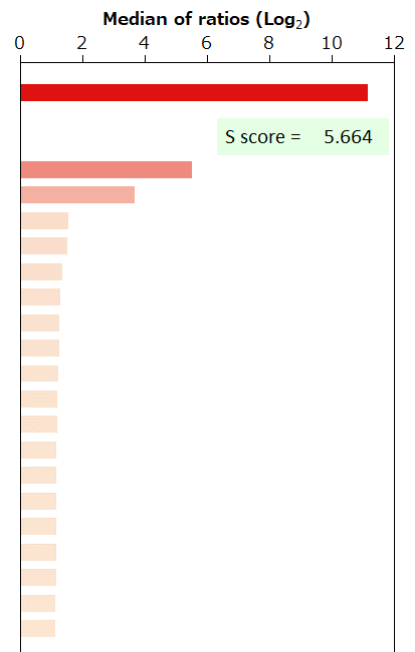


補正值分布



特異性検証

Rank	Gene	Protein	Score
On target			
1	VIM	NP_003371.2	11.166
Off target			
2	TTC9C	NP_776171.1	5.502
3	MRPL40	NP_003767.2	3.671
4	ZNF658	NP_149350.3	1.558
5	DNAJA4	NP_001123654.1	1.535
6	SCYL2	NP_060458.3	1.355
7	HLA-DRA	NP_061984.2 (L242V)	1.310
8	CT45A10	NP_001278456.1	1.281
9	DDX18	NP_006764.3	1.265
10	ZBTB43	NP_054726.1	1.237
11	EPB41L5	NP_065960.2	1.219
12	FGFR3	NP_000133.1	1.211
13	TP53	NP_001119589.1:p.R116L	1.185
13	LNX2	NP_699202.1	1.185
13	LIPJ	NP_001010939.2 (I210V)	1.185
16	FXYD5	NP_054883.3	1.185
17	DGKH	NP_821077.1	1.168
18	CORO7-PAM16	NP_001188408.1	1.160
19	TMEM71	NP_653250.2	1.148
20	MED13	NP_005112.2	1.138

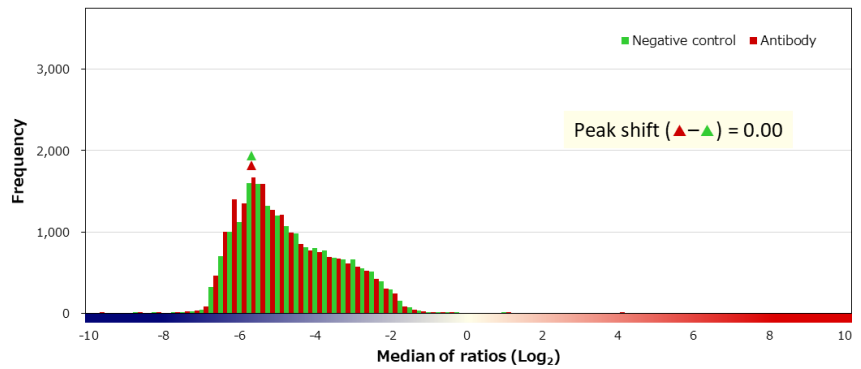
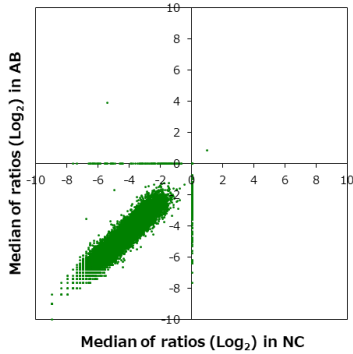


BSA	-	HA peptide	-	6xHis peptide	-	FLAG peptide	-	GST	-	MBP	-	Hemocyanin -KLH	-
-----	---	------------	---	---------------	---	--------------	---	-----	---	-----	---	-----------------	---

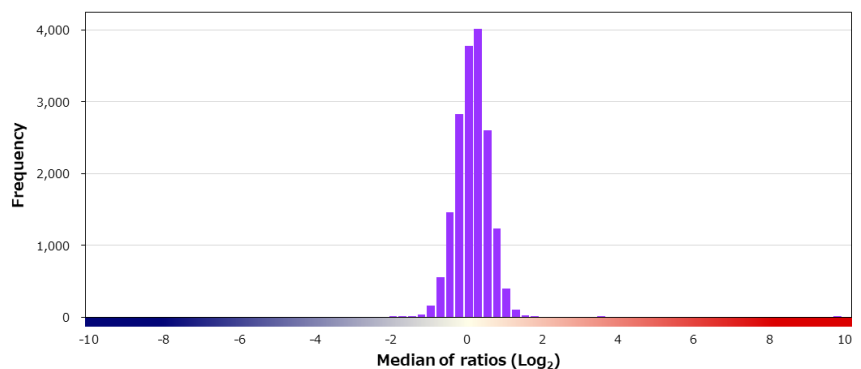
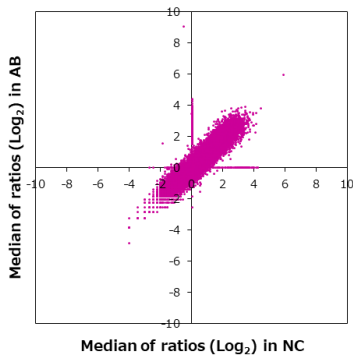
Supplier	Product code		Lot #
Dako	IR630		20015573
Host	Clonality	Isotype	Clone
Mouse	Monoclonal	IgG1, kappa	V9
Applications			
<input type="checkbox"/> WB	<input type="checkbox"/> SW	<input type="checkbox"/> ELISA	<input type="checkbox"/> FCM
<input type="checkbox"/> ICC	<input type="checkbox"/> IF	<input checked="" type="checkbox"/> IHC	<input type="checkbox"/> IP
<input type="checkbox"/> B/N			
Note			

タンパク質マイクロアレイ (18K)

測定値 (Raw データ) 分布

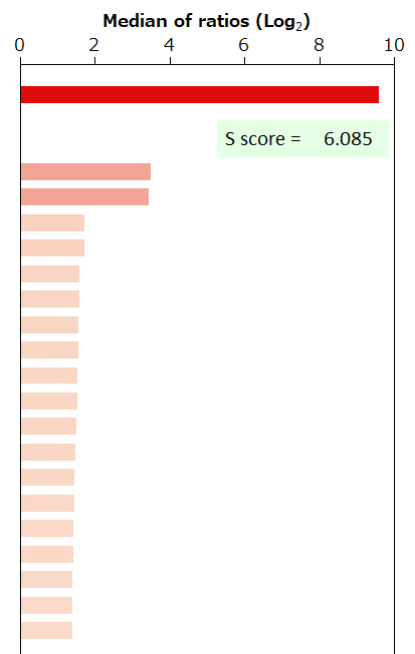


補正值分布



特異性検証

Rank	Gene	Protein	Score
On target			
1	VIM	NP_003371.2	9.578
Off target			
2	TTC9C	NP_776171.1	3.493
3	MRPL40	NP_003767.2	3.447
4	MINOS1-NBL1	NP_001191017.1	1.722
5	FAM196A	NP_001034851.1	1.720
6	FAAH2	NP_777572.2	1.606
7	WDR90	Q96KV7-7	1.600
8	LRRC8C	NP_115646.2	1.575
9	VAMP4	NP_003753.2	1.556
10	TMEM74	NP_694560.1	1.552
11	GGA1	NP_037497.1	1.550
12	PRG3	NP_006084.2 (I109T)	1.503
13	KRT73	NP_778238.1	1.479
14	SLC5A9	NP_001011547.2 (I269M)	1.471
15	ZNF214	NP_037381.2	1.466
16	RMI1	NP_079221.2 (N455S)	1.442
17	SLC25A32	NP_110407.2	1.435
18	MSR1	NP_619729.1	1.414
19	CDK5R2	NP_003927.1	1.400
20	SRD5A3	NP_078868.1	1.400

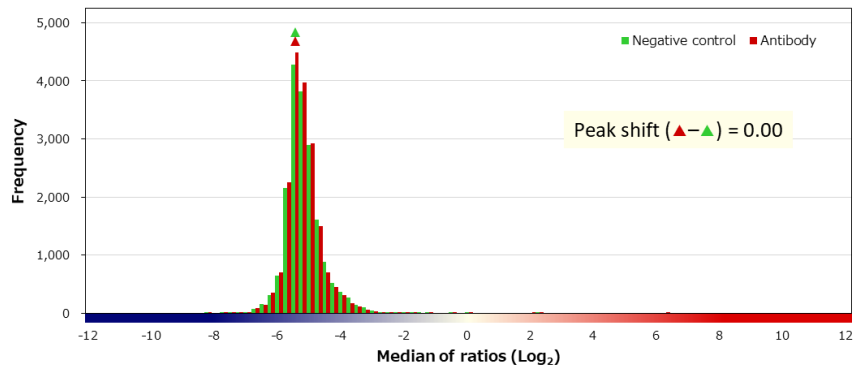
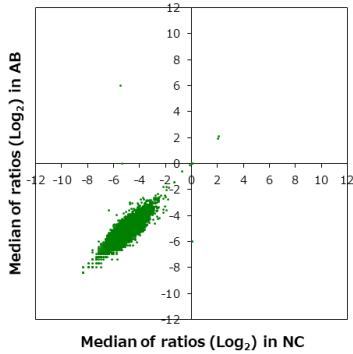


BSA	-	HA peptide	-	6xHis peptide	-	FLAG peptide	-
-----	---	------------	---	---------------	---	--------------	---

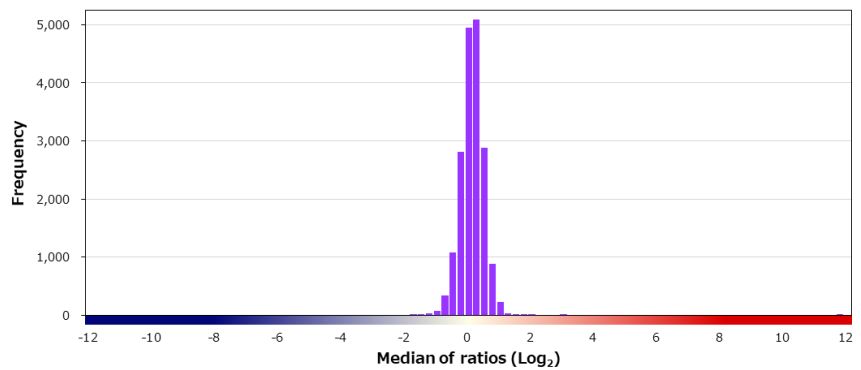
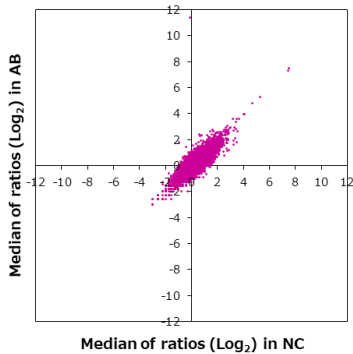
Supplier	Product code		Lot #
Leica	NCL-L-VIM-572		6069885
Host	Clonality	Isotype	Clone
Mouse	Monoclonal	IgG2a	SRL33
Applications			
<input type="checkbox"/> WB	<input type="checkbox"/> SW	<input type="checkbox"/> ELISA	<input type="checkbox"/> FCM
<input type="checkbox"/> ICC	<input type="checkbox"/> IF	<input checked="" type="checkbox"/> IHC	<input type="checkbox"/> IP
<input type="checkbox"/> B/N			
Note			

タンパク質マイクロアレイ (18K)

測定値 (Raw データ) 分布

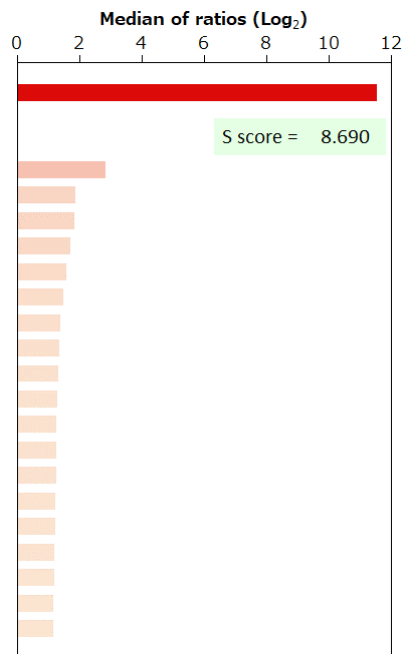


補正值分布



特異性検証

Rank	Gene	Protein	Score
On target			
1	VIM	NP_003371.2	11.549
Off target			
2	APOA4	NP_000473.2 (S147N)	2.859
3	H2AFY	NP_613258.2	1.887
4	HMGXB4	NP_001003681.1 (G165V)	1.842
5	DGKG	NP_001337.2 (T142S/R316K)	1.708
6	VWF	NP_000543.2	1.584
7	IL21R	NP_068570.1	1.484
8	TP53	NP_001119590.1:p.E247K	1.394
9	KIAA0907	NP_055764.2	1.375
10	NPTX1	NP_002513.2	1.320
11	HDAC1	NP_004955.2	1.297
12	EXO1	NP_006018.4 (E670G/R723C)	1.280
13	PSENEN	NP_758844.1	1.257
14	CDKN2AIP	NP_060102.1	1.257
15	CFAP36	NP_542398.3 (D243G/I246F)	1.227
16	CLPP	NP_006003.1	1.227
17	IFNAR2	NP_997468.1	1.212
18	CBLN4	NP_542184.1	1.192
19	GAGE2D/GAGE8	NP_001091877.1/NP_036328.1	1.184
20	C17orf80	NP_060411.2	1.174

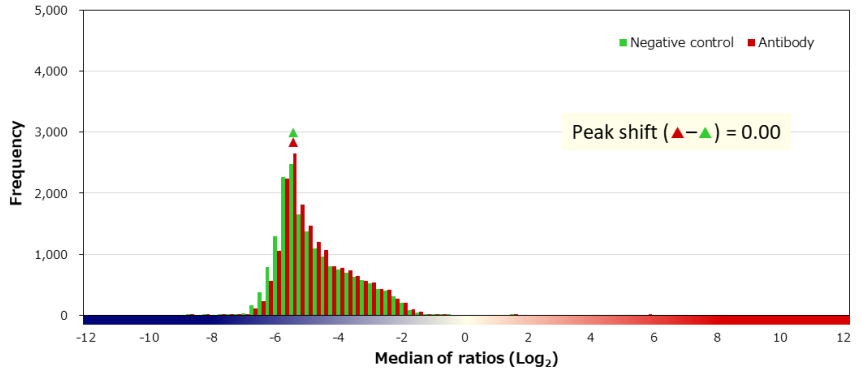
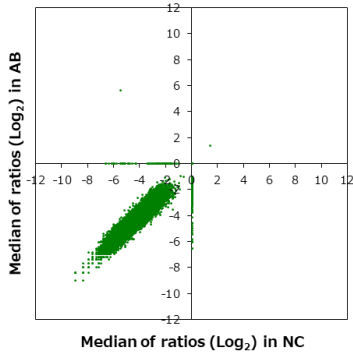


BSA	-	HA peptide	-	6xHis peptide	-	FLAG peptide	-	GST	-	MBP	-	Hemocyanin -KLH	-
-----	---	------------	---	---------------	---	--------------	---	-----	---	-----	---	-----------------	---

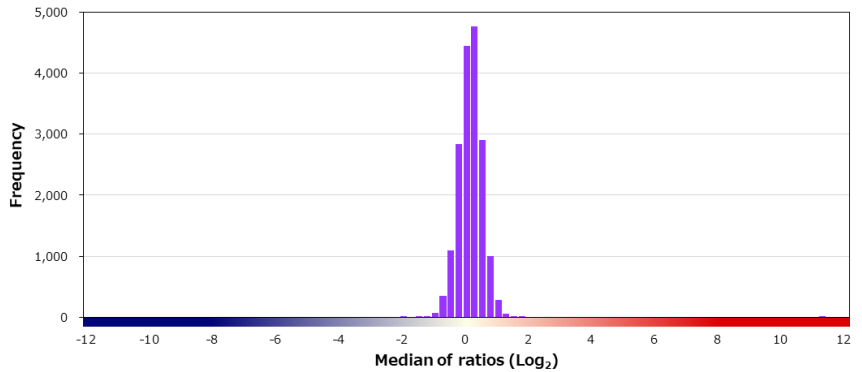
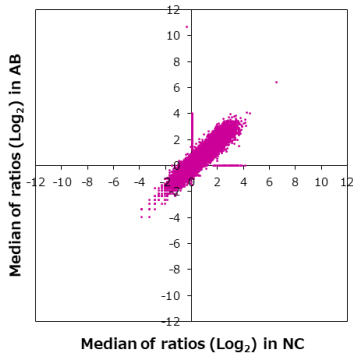
Supplier	Product code		Lot #
Dako	M7020		20032379
Host	Clonality	Isotype	Clone
Mouse	Monoclonal	IgG2a, kappa	3B4
Applications			
<input checked="" type="checkbox"/> WB	<input type="checkbox"/> SW	<input type="checkbox"/> ELISA	<input type="checkbox"/> FCM
<input type="checkbox"/> ICC	<input type="checkbox"/> IF	<input checked="" type="checkbox"/> IHC	<input type="checkbox"/> IP
<input type="checkbox"/> B/N			
Note			

タンパク質マイクロアレイ (18K)

測定値 (Raw データ) 分布

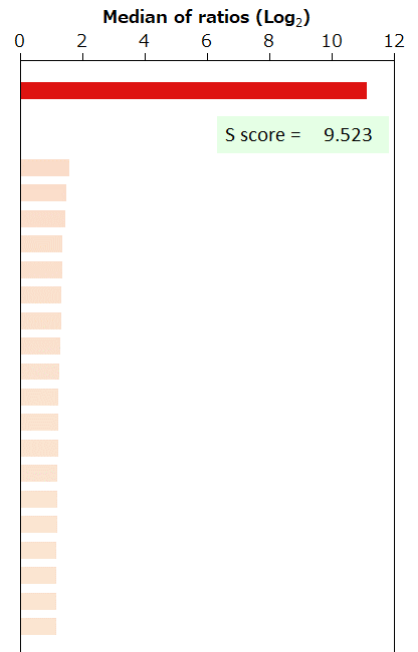


補正值分布



特異性検証

Rank	Gene	Protein	Score
On target			
1	VIM	NP_003371.2	11.112
Off target			
2	GUCY1A2	NP_000846.1	1.589
3	CXXC5	NP_057547.5	1.493
4	USP2	NP_004196.4	1.447
5	JUND	NP_001273897.1	1.380
6	TP53	NP_001263628.1:p.Y4C	1.367
7	ACSM1	NP_443188.2	1.342
8	ADPGK	NP_112574.3	1.330
9	DNAJC18	NP_689899.1	1.315
10	ALOX12	NP_000688.2 (N322S)	1.261
11	USP25	NP_037528.3	1.250
12	FOX11	NP_036320.2	1.240
13	PJA2	NP_055634.3	1.234
14	ZNF641	NP_001166152.1	1.213
15	GSAP	A4D1B5-4	1.200
16	PATZ1	NP_114440.1	1.193
17	ANXA13	NP_001003954.1 (R127H/V313I)	1.180
18	PRELID2	NP_892005.1	1.174
18	ZBTB37	NP_115911.1	1.174
20	TREX1	NP_057465.1	1.173

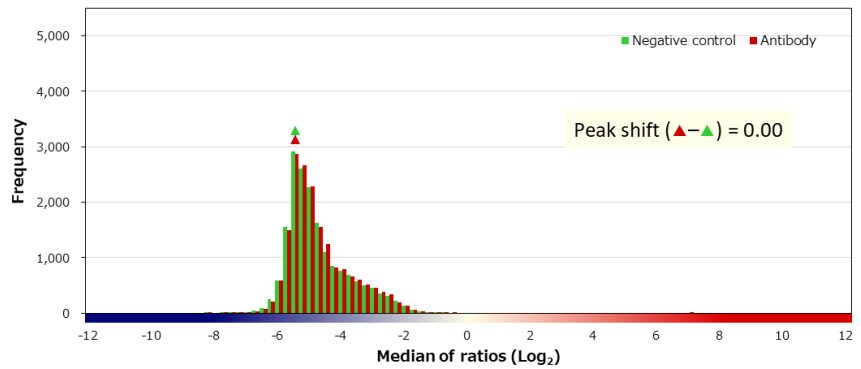
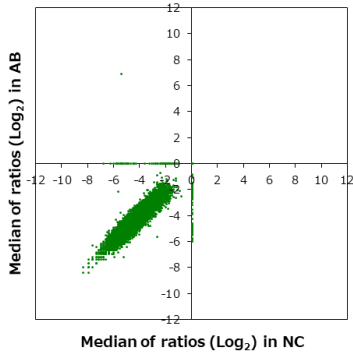


BSA	-	HA peptide	-	6xHis peptide	-	FLAG peptide	-
-----	---	------------	---	---------------	---	--------------	---

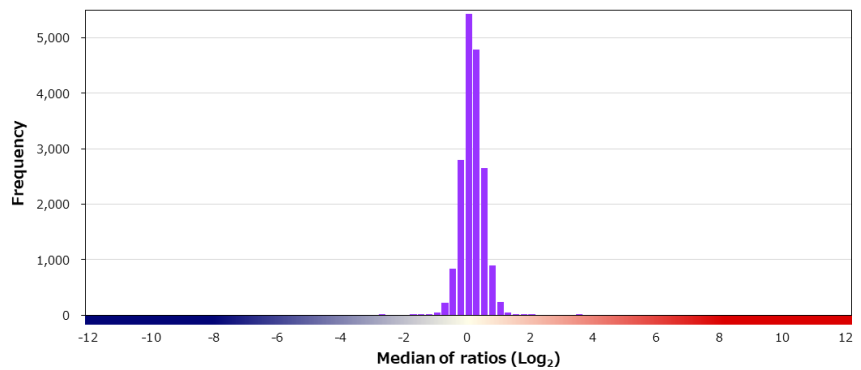
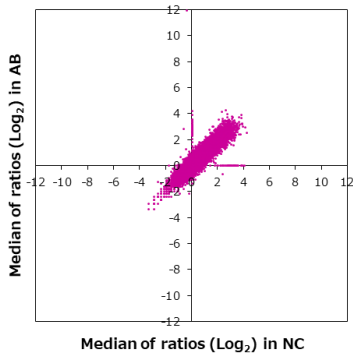
Supplier	Biocare Medical		Product code	ACR312A	Lot #	81216	
Host	Rabbit	Clonality	Monoclonal	Isotype	IgG	Clone	SP20
Applications	<input type="checkbox"/> WB <input type="checkbox"/> SW <input type="checkbox"/> ELISA <input type="checkbox"/> FCM <input type="checkbox"/> ICC <input type="checkbox"/> IF <input checked="" type="checkbox"/> IHC <input type="checkbox"/> IP <input type="checkbox"/> B/N						
Note							

タンパク質マイクロアレイ (18K)

測定値 (Raw データ) 分布

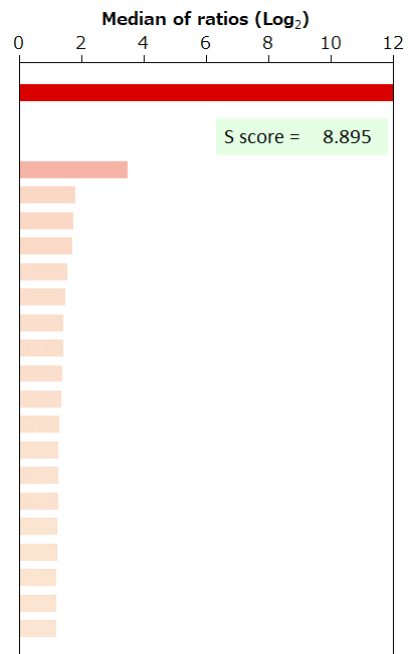


補正值分布



特異性検証

Rank	Gene	Protein	Score
On target			
1	VIM	NP_003371.2	12.373
Off target			
2	STOX1	XP_011537756.1 (E498D)	3.478
3	MT4	NP_116324.1	1.801
4	INPP5J	NP_001271217.1	1.755
5	CBWD3	NP_958861.2	1.721
6	ERBB2	NP_004439.2:p.V842I	1.542
7	CDKN2AIP	NP_060102.1	1.487
8	SEZ6L2	NP_001230261.1 (R74P)	1.444
9	ABCE1	NP_002931.2	1.427
10	PAIP1	NP_006442.2	1.397
11	MTURN	NP_690006.2	1.365
12	UNC119B	NP_001074002.1	1.308
13	XAGE3	NP_570132.1	1.264
14	LRIG1	NP_056356.2 (Q1053P)	1.264
15	SPAG11B	NP_478108.2	1.259
16	APBB2	NP_001159523.1	1.227
17	GPR152	NP_996880.1	1.224
18	HOXC4	NP_055435.2	1.218
19	LMNB2	NP_116126.3	1.217
20	TNFSF18	NP_005083.2	1.208

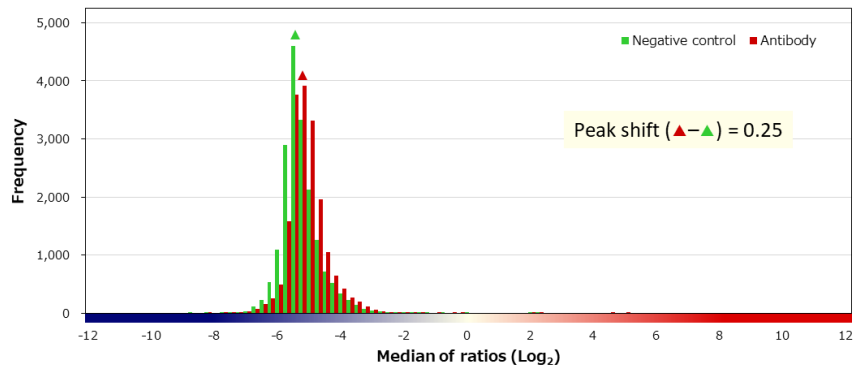
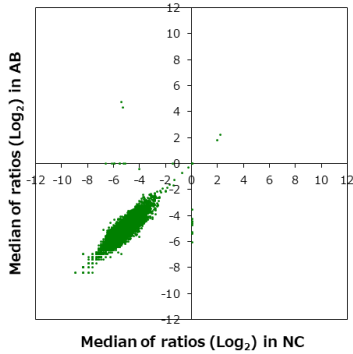


BSA	-	HA peptide	-	6xHis peptide	-	FLAG peptide	-
-----	---	------------	---	---------------	---	--------------	---

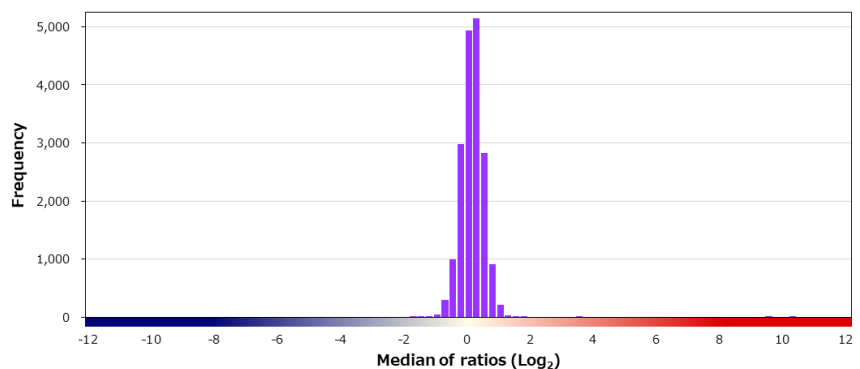
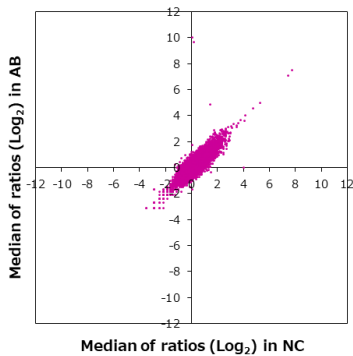
Supplier	Product code		Lot #
Leica	NCL-L-WT1-562		6072766
Host	Clonality	Isotype	Clone
Mouse	Monoclonal	IgG1	WT49
Applications			
<input type="checkbox"/> WB	<input type="checkbox"/> SW	<input type="checkbox"/> ELISA	<input type="checkbox"/> FCM
<input type="checkbox"/> ICC	<input type="checkbox"/> IF	<input checked="" type="checkbox"/> IHC	<input type="checkbox"/> IP
<input type="checkbox"/> B/N			
Note			

タンパク質マイクロアレイ (18K)

測定値 (Raw データ) 分布

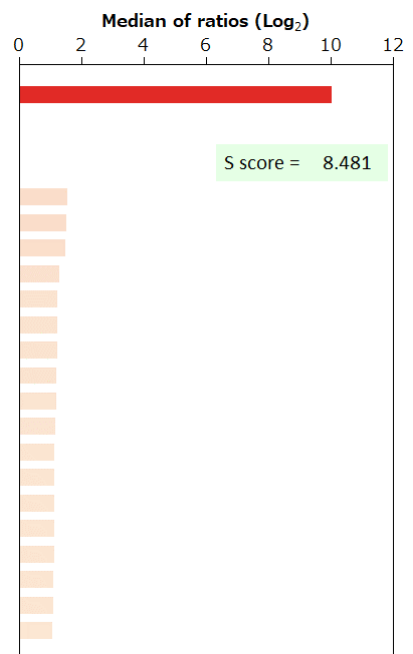


補正值分布



特異性検証

Rank	Gene	Protein	Score
On target			
1	WT1	NP_077742.2	10.031
-	WT1	NP_001185481.1	-0.865
Off target			
2	PCGF6	NP_001011663.1	1.550
3	LRRN4	NP_689824.2	1.539
4	S100A2	NP_005969.1	1.486
5	LIPJ	NP_001010939.2 (I210V)	1.316
6	PDZD7	NP_079171.1	1.237
7	FXYD5	NP_054883.3	1.229
7	PFDN4	NP_002614.2	1.229
9	HOOK3	NP_115786.1	1.220
10	PCP4L1	NP_001096036.1	1.194
11	ZNF658	NP_149350.3	1.161
12	C21orf59	NP_067077.1	1.155
13	RNF14	NP_004281.1	1.135
13	CT45A1	NP_001017417.1 (R120Q)	1.135
15	SMPX	NP_055147.1	1.135
15	H2AFY	NP_613258.2	1.135
17	RAB11FIP5	NP_056285.1	1.122
18	ZBTB43	NP_054726.1	1.118
19	RADIL	Q96JH8-2 (S391G)	1.087

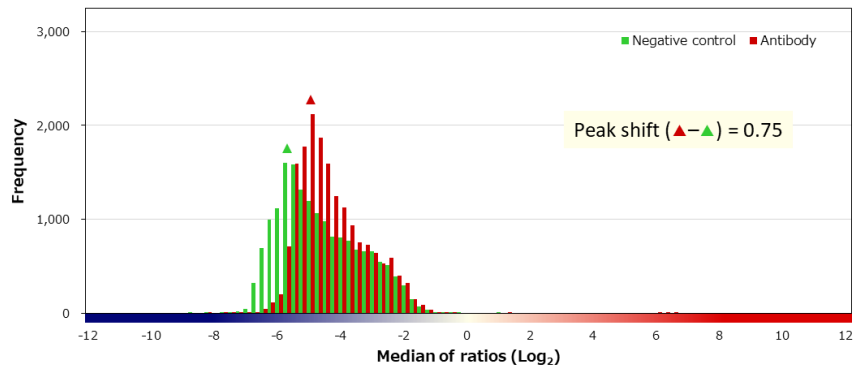
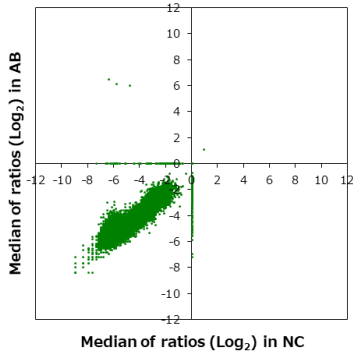


BSA	-	HA peptide	-	6xHis peptide	-	FLAG peptide	-	GST	-	MBP	-	Hemocyanin -KLH	-
-----	---	------------	---	---------------	---	--------------	---	-----	---	-----	---	-----------------	---

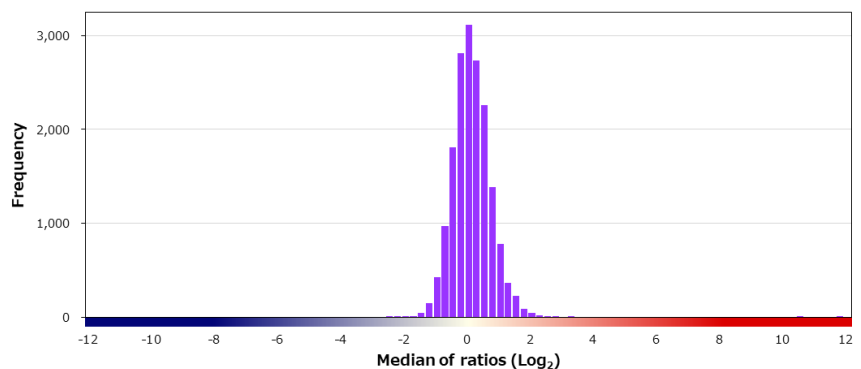
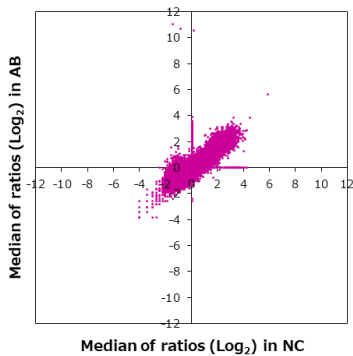
Supplier	Product code		Lot #
Dako	M3561		10098157
Host	Clonality	Isotype	Clone
Mouse	Monoclonal	IgG1, kappa	6F-H2
Applications			
<input checked="" type="checkbox"/> WB	<input type="checkbox"/> SW	<input type="checkbox"/> ELISA	<input type="checkbox"/> FCM
<input type="checkbox"/> ICC	<input checked="" type="checkbox"/> IF	<input checked="" type="checkbox"/> IHC	<input type="checkbox"/> IP
<input type="checkbox"/> B/N			
Note			

タンパク質マイクロアレイ (18K)

測定値 (Raw データ) 分布

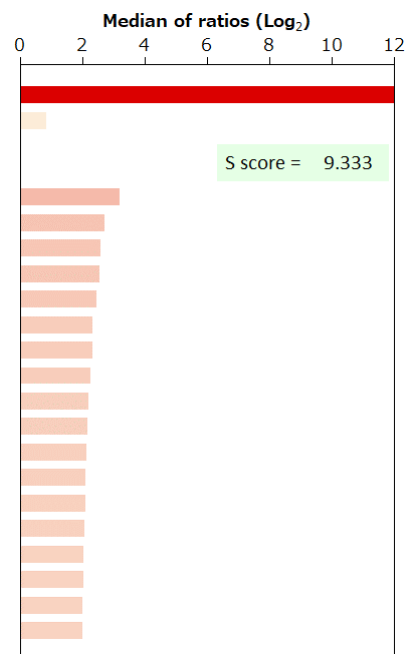


補正值分布



特異性検証

Rank	Gene	Protein	Score
On target			
1	WT1	NP_077742.2	12.528
-	WT1	NP_001185481.1	0.848
Off target			
2	REEP2	NP_001258732.1	3.195
3	YAF2	NP_005739.2	2.710
4	TP53	NP_001119587.1:p.C143F	2.583
5	PTHLH	NP_002811.1	2.564
6	TRO	NP_057241.2	2.458
7	SYCP3	NP_710161.1	2.335
8	FATE1	NP_149076.1	2.328
9	PDGFB	NP_002599.1	2.250
10	APLN	NP_059109.3	2.189
11	TMEM237	NP_689601.2	2.168
12	TSTD3	NP_001182060.1	2.144
13	ING1	NP_937860.1	2.116
14	MRGBP	NP_060740.1	2.098
15	FMR1NB	NP_689791.1	2.070
16	ARIH2OS	NP_001116512.1	2.050
17	MLF1	NP_001182361.1	2.028
18	LRRC71	Q8N4P6-2	2.023
19	IFNG	NP_000610.2	2.023

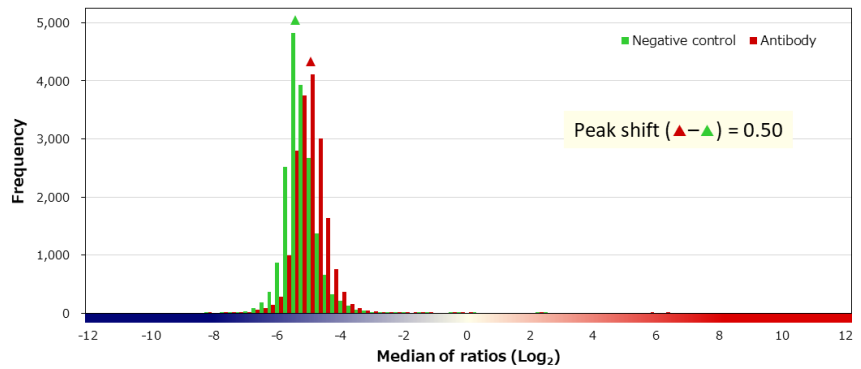
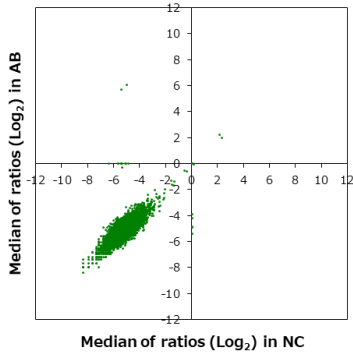


BSA	-	HA peptide	-	6xHis peptide	-	FLAG peptide	-
-----	---	------------	---	---------------	---	--------------	---

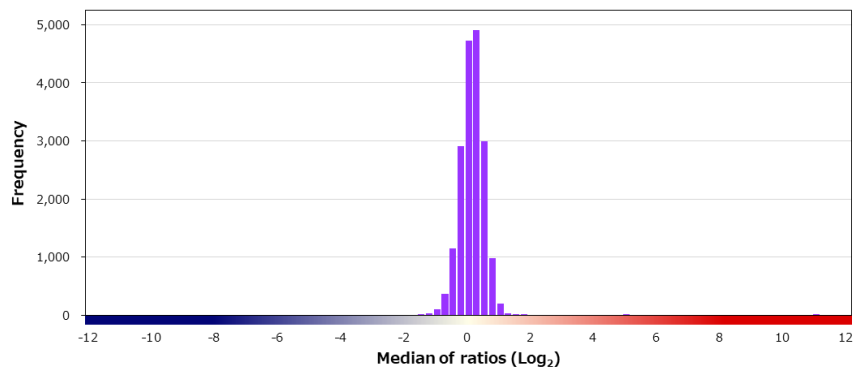
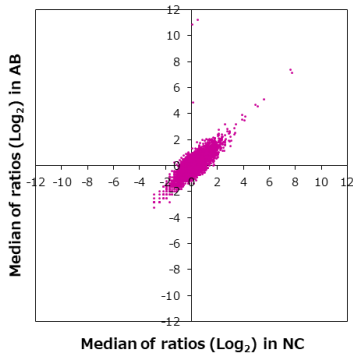
Supplier	Roche		Product code	760-4397		Lot #	V0001727	
Host	Mouse		Clonality	Monoclonal		Isotype	IgG1, kappa	
Applications	<input type="checkbox"/> WB	<input type="checkbox"/> SW	<input type="checkbox"/> ELISA	<input type="checkbox"/> FCM	<input type="checkbox"/> ICC	<input type="checkbox"/> IF	<input checked="" type="checkbox"/> IHC	<input type="checkbox"/> IP <input type="checkbox"/> B/N
Note								

タンパク質マイクロアレイ (18K)

測定値 (Raw データ) 分布

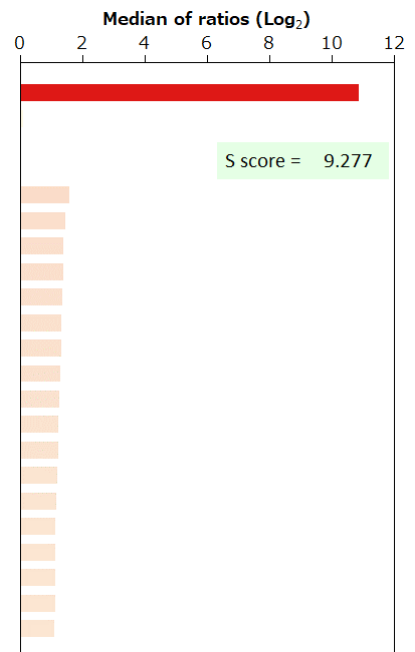


補正值分布



特異性検証

Rank	Gene	Protein	Score
On target			
1	WT1	NP_077742.2	10.872
-	WT1	NP_001185481.1	0.123
Off target			
2	PSENN	NP_758844.1	1.595
3	TP53	NP_001263625.1:p.H140R	1.458
4	TTLL3	NP_001021100.3	1.413
5	SOWAHC	NP_075392.2	1.399
6	GSDMD	NP_079012.3	1.361
7	BRAP	NP_006759.3	1.345
8	SNRK	NP_060189.3	1.331
9	NUPR1	NP_001035948.1	1.306
10	HNRNPR	NP_001284551.1	1.257
11	MAGEB1	NP_002354.2	1.251
12	INSM2	NP_115983.3 (D206G)	1.235
13	PRPS2	NP_001034180.1	1.199
14	CYTH4	NP_037517.1	1.167
15	ARL10	NP_775935.1	1.150
16	FTHL17	NP_114100.1	1.145
17	CBX5	NP_036249.1	1.136
18	PXMP4	NP_009169.3 (V204I)	1.127
19	TACC1	NP_006274.2	1.121

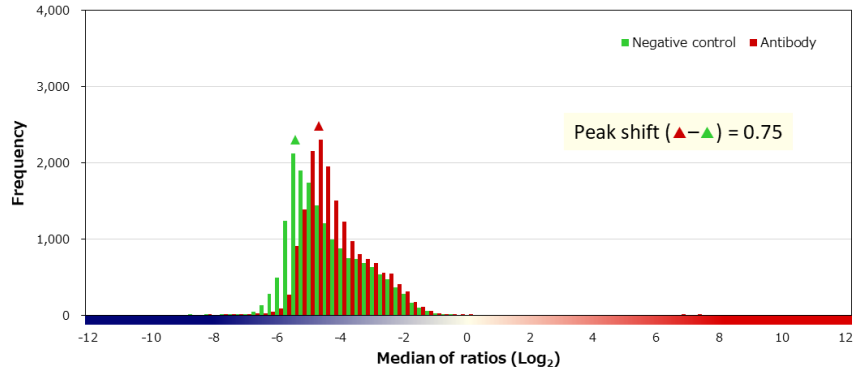
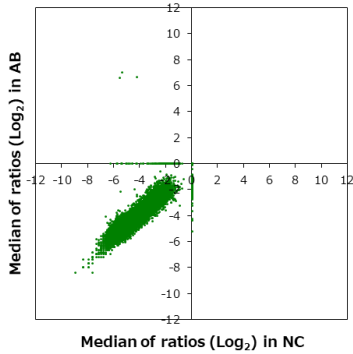


BSA	-	HA peptide	-	6xHis peptide	-	FLAG peptide	-	GST	-	MBP	-	Hemocyanin -KLH	-
-----	---	------------	---	---------------	---	--------------	---	-----	---	-----	---	-----------------	---

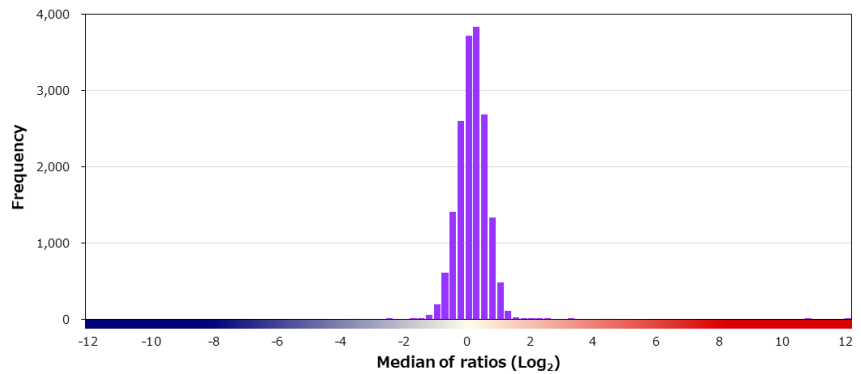
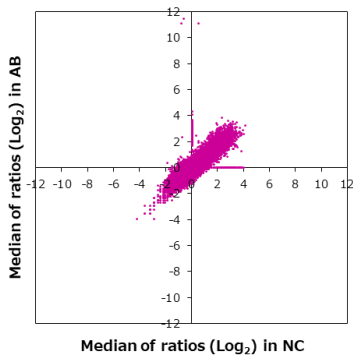
Supplier Abcam	Product code ab89901	Lot # GR177328-21
Host Rabbit	Clonality Monoclonal	Isotype IgG
Applications <input checked="" type="checkbox"/> WB <input type="checkbox"/> SW <input type="checkbox"/> ELISA <input checked="" type="checkbox"/> FCM <input checked="" type="checkbox"/> ICC <input checked="" type="checkbox"/> IF <input checked="" type="checkbox"/> IHC <input type="checkbox"/> IP <input type="checkbox"/> B/N		
Note		

タンパク質マイクロアレイ (18K)

測定値 (Raw データ) 分布

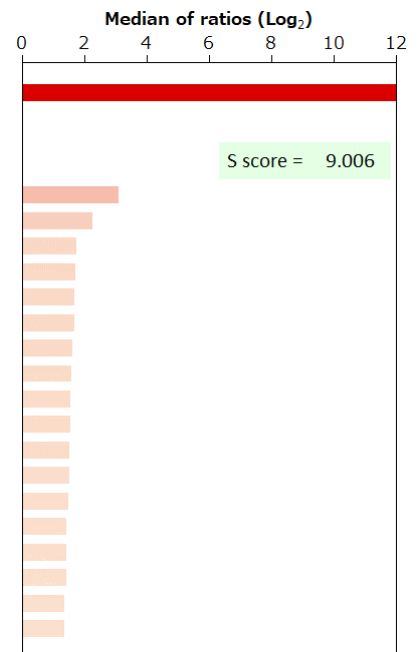


補正值分布



特異性検証

Rank	Gene	Protein	Score
On target			
1	WT1	NP_077742.2	12.104
-	WT1	NP_001185481.1	-0.295
Off target			
2	CDC37	NP_008996.1	3.098
3	REEP2	NP_001258732.1	2.266
4	FBXL7	NP_036436.1	1.759
5	KLHL30-AS1	Q8NEE0	1.725
6	TMCO1	Q9UM00-1	1.677
7	TMEM237	NP_689601.2	1.672
8	TP53	NP_001263626.1:p.Y77C	1.635
9	TCEAL3	NP_116315.1	1.579
10	IL2	NP_000577.2	1.566
11	SRSF6	NP_006266.2	1.563
12	PMS2	NP_000526.2	1.536
13	LRRC19	NP_075052.1	1.513
14	TAOK3	NP_057365.3	1.490
15	ARL14EP	NP_689529.1	1.431
16	PDE6H	NP_006196.1	1.422
17	UBL3	NP_009037.1	1.418
18	SRP72	NP_008878.3	1.377
19	ZNF775	NP_775951.2	1.373



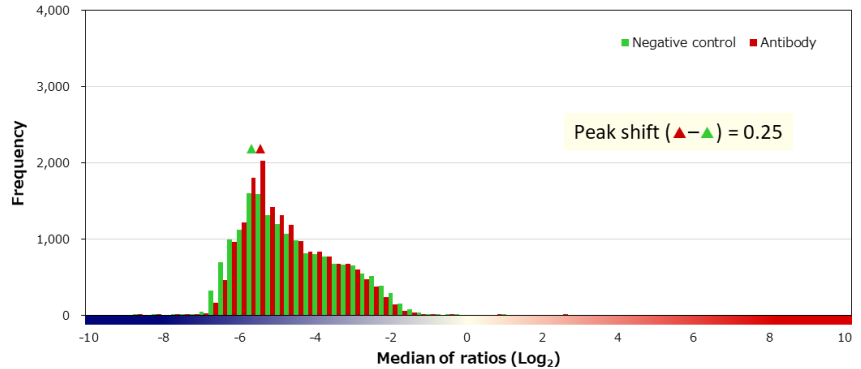
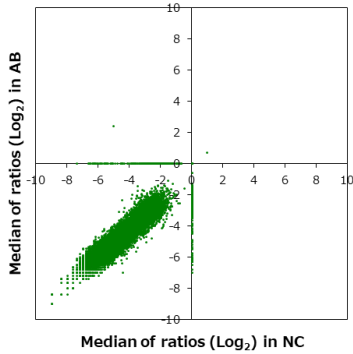
BSA	-	HA peptide	-	6xHis peptide	-	FLAG peptide	-
-----	---	------------	---	---------------	---	--------------	---

Epithelial membrane antigen

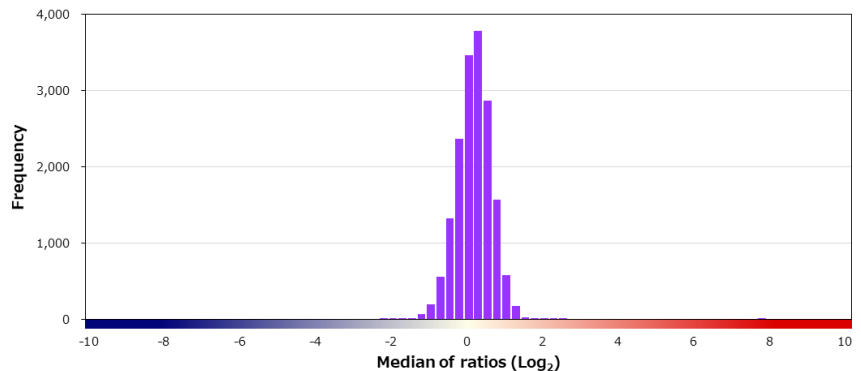
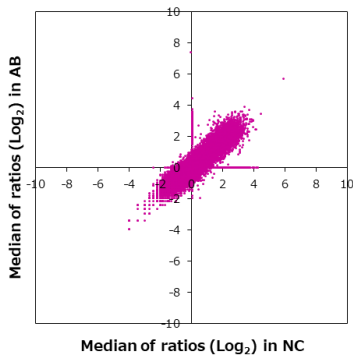
Supplier	Product code		Lot #
Dako	IR629		20016871
Host	Clonality	Isotype	Clone
Mouse	Monoclonal	IgG2a, kappa	E29
Applications			
<input type="checkbox"/> WB	<input type="checkbox"/> SW	<input type="checkbox"/> ELISA	<input type="checkbox"/> FCM
<input type="checkbox"/> ICC	<input type="checkbox"/> IF	<input checked="" type="checkbox"/> IHC	<input type="checkbox"/> IP
<input type="checkbox"/> B/N			
Note			

タンパク質マイクロアレイ (18K)

測定値 (Raw データ) 分布

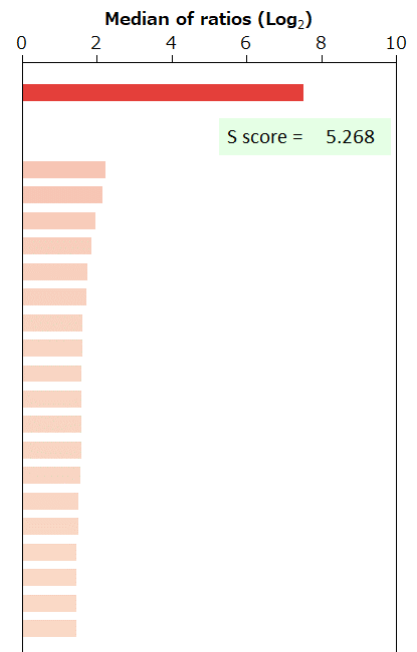


補正值分布



特異性検証

Rank	Gene	Protein	Score
On target			
1	MUC1	BAG63068.1	7.518
Off target			
2	IPPK	NP_073592.1	2.250
3	NCKAP1L	NP_001171905.1	2.149
4	OR2H1	NP_112145.1	1.961
5	CXXC5	NP_057547.5	1.862
6	FAM204A	NP_071346.1	1.761
7	DIRC2	NP_116228.1	1.727
8	RCHY1	NP_056251.2	1.629
9	SPP2	NP_008875.1	1.615
10	BRAT1	NP_689956.2 (R20G)	1.599
11	PSMG2	NP_064617.2	1.591
12	TSPAN6	NP_003261.1	1.584
13	SKA1	NP_659497.1	1.581
14	MAP3K3	NP_002392.2	1.565
15	LRRC8C	NP_115646.2	1.523
16	KRT12	NP_000214.1	1.501
17	GINS2	NP_057179.1	1.468
18	NDUFA8	NP_055037.1	1.459
19	AKIRIN1	NP_078871.1	1.456
20	TMEM74	NP_694560.1	1.450



BSA	-	HA peptide	-	6xHis peptide	-	FLAG peptide	-
-----	---	------------	---	---------------	---	--------------	---