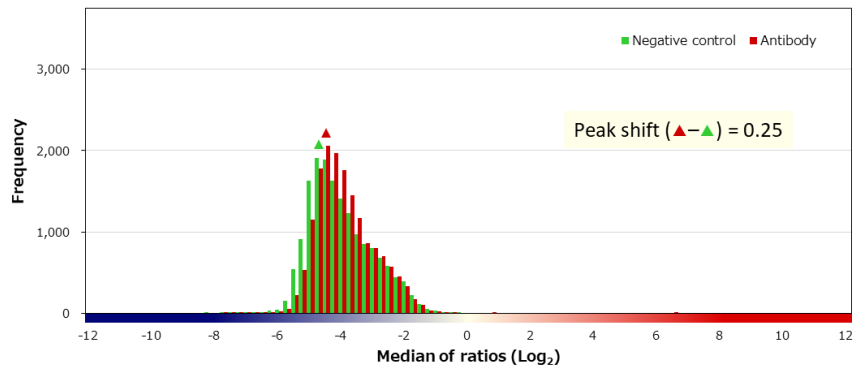
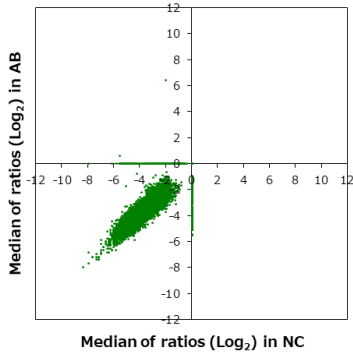


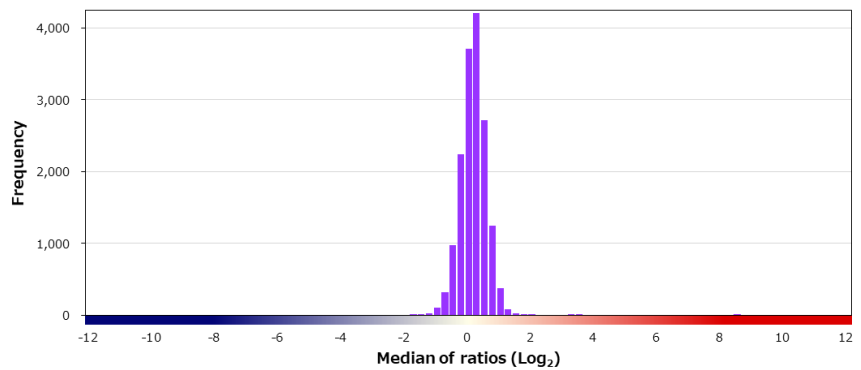
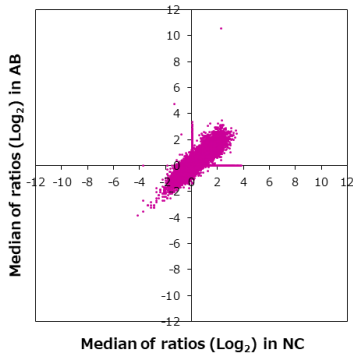
Supplier Abcam	Product code ab108252	Lot # GR145000-1
Host Rabbit	Clonality Monoclonal	Isotype IgG
Applications <input checked="" type="checkbox"/> WB <input type="checkbox"/> SW <input checked="" type="checkbox"/> ELISA <input type="checkbox"/> FCM <input type="checkbox"/> ICC <input type="checkbox"/> IF <input checked="" type="checkbox"/> IHC <input checked="" type="checkbox"/> IP <input type="checkbox"/> B/N		
Note		

**タンパク質マイクロアレイ (18K)**

■ 測定値 (Raw データ) 分布

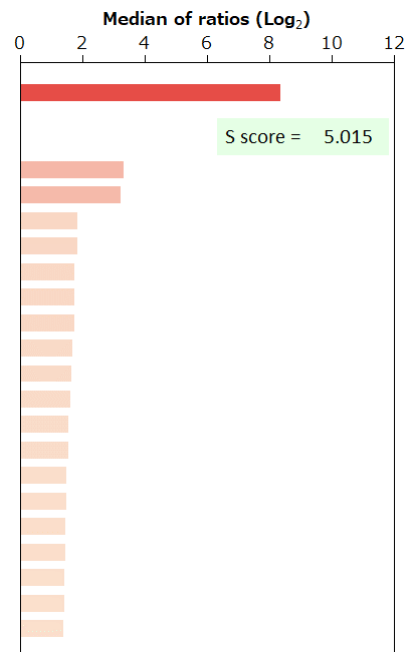


■ 補正值分布



■ 特異性検証

Rank	Gene	Protein	Score
<b>On target</b>			
1	ACE2	NP_068576.1	8.346
<b>Off target</b>			
2	LOC100131831	Q6ZPA2	3.331
3	TP53	NP_001263624.1:p.E259*	3.231
4	MBD2	NP_003918.1	1.860
5	RGPD2	NP_001071638.2	1.834
6	DNLZ	NP_001074318.1	1.765
7	BLOC1S6	NP_036520.1	1.755
8	ATL2	NP_071769.2	1.739
9	MTPN	NP_665807.1	1.674
10	C1R	NP_001724.3 (E184K)	1.651
11	RRM2B	NP_056528.2	1.622
12	ASZ1	NP_570124.1	1.567
13	MYL12A	NP_006462.1	1.557
14	PCM1	Q15154-3	1.509
15	STOX2	NP_064610.1	1.489
16	TOR1B	NP_055321.1	1.476
17	TCF7L1	NP_112573.1 (G5/G533R)	1.460
18	HPF1	NP_060337.2 (R174K)	1.431
19	GSDMD	NP_079012.3	1.426
20	CXADR	NP_001329.1	1.394



BSA	-	HA peptide	-	6xHis peptide	-	FLAG peptide	-
-----	---	------------	---	---------------	---	--------------	---

## 免疫組織化学染色

### 染色に用いた組織標本

Sample ID		Supplier		
PAT_01571		ProteoGenex		
Organ		Histological diagnosis		
Stomach		Adenocarcinoma		
Sex	Age	Grade	Stage	TNM
Male	74	G3	IIIB	T4aN0M0

### 染色像

