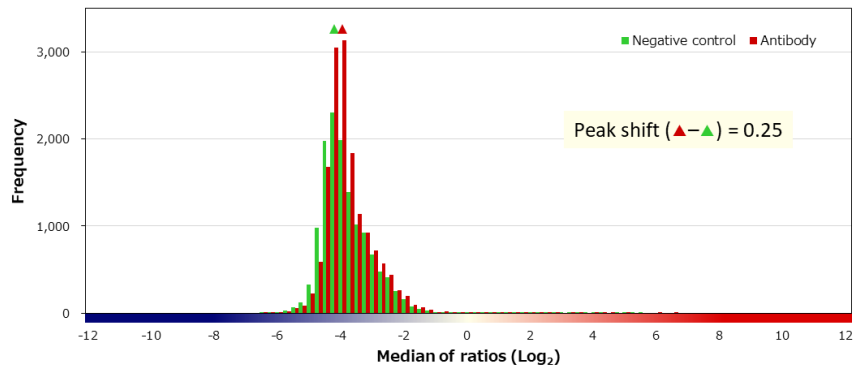
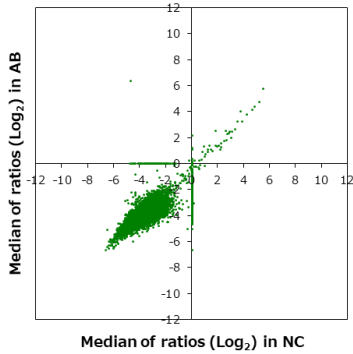


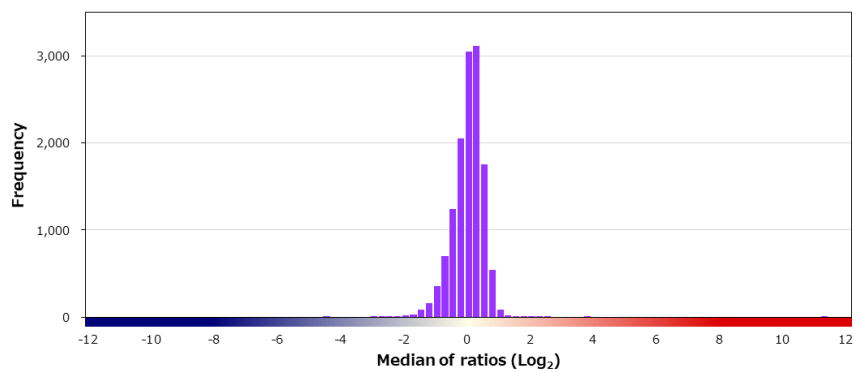
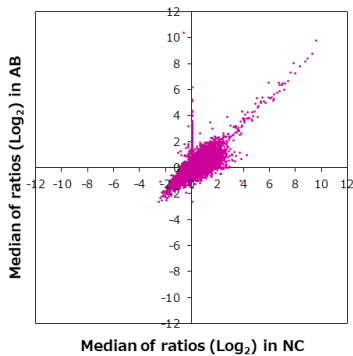
Supplier Cell Signaling Technology		Product code 14896P	Lot # 1
Host Rabbit	Clonality Monoclonal	Isotype IgG	Clone D7N4B
Applications <input checked="" type="checkbox"/> WB <input type="checkbox"/> SW <input type="checkbox"/> ELISA <input type="checkbox"/> FCM <input type="checkbox"/> ICC <input type="checkbox"/> IF <input checked="" type="checkbox"/> IHC <input type="checkbox"/> IP <input type="checkbox"/> B/N			
Note			

タンパク質マイクロアレイ (18K)

■ 測定値 (Raw データ) 分布

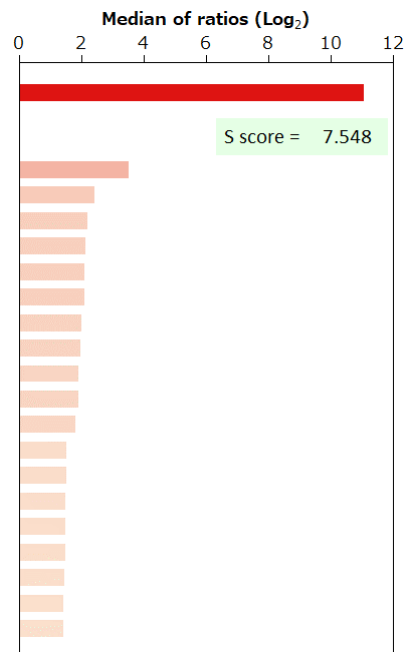


■ 補正值分布



■ 特異性検証

Rank	Gene	Protein	Score
On target			
1	BHLHA15	NP_803238.1	11.062
Off target			
2	C12orf66	NP_689653.3	3.514
3	MOB1B	NP_001231696.1	2.427
4	NAIF1	NP_931045.1	2.187
5	ERO1B	NP_063944.3 (D129V)	2.137
6	HENMT1	NP_653185.2	2.117
7	PLA2G15	NP_036452.1	2.104
8	RXRB	NP_068811.1	2.001
9	PHF20L1	NP_940915.1	1.980
10	KCNQ2	NP_742107.1	1.924
11	PPP3CB	NP_001135825.1	1.911
12	ZBTB14	NP_003400.2	1.820
13	BSND	NP_476517.1	1.542
14	C10orf111	NP_694976.1	1.542
15	NT5C3B	NP_443167.4 (A209V/S213C)	1.495
16	LINC00467	Q9BRT7	1.489
17	POM121L12	NP_872401.3 (Q64E)	1.485
18	SCRN3	NP_001180457.1	1.458
19	SELENOT	NP_057359.2 (U49C)	1.435
20	OXSRI	NP_005100.1	1.414



BSA	-	HA peptide	-	6xHis peptide	-	FLAG peptide	-
-----	---	------------	---	---------------	---	--------------	---

免疫組織化学染色

■ 染色に用いた組織標本

Sample ID		Supplier		
PAT_01571		ProteoGenex		
Organ		Histological diagnosis		
Stomach		Adenocarcinoma		
Sex	Age	Grade	Stage	TNM
Male	74	G3	IIIB	T4aNOM0

■ 染色像

