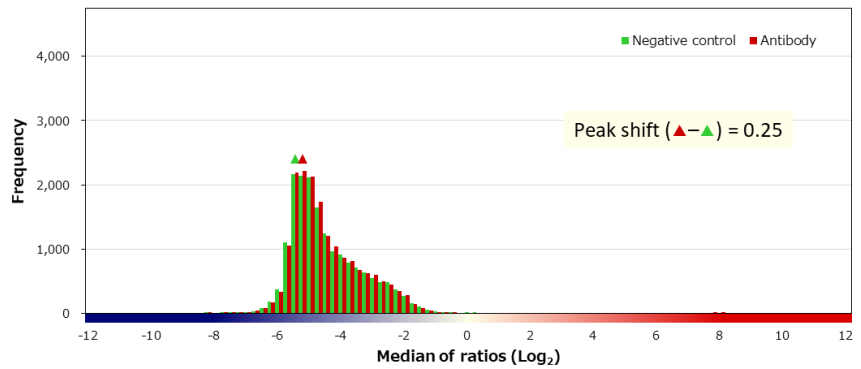
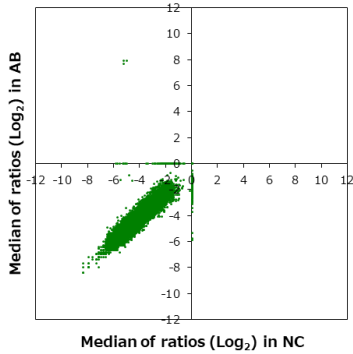


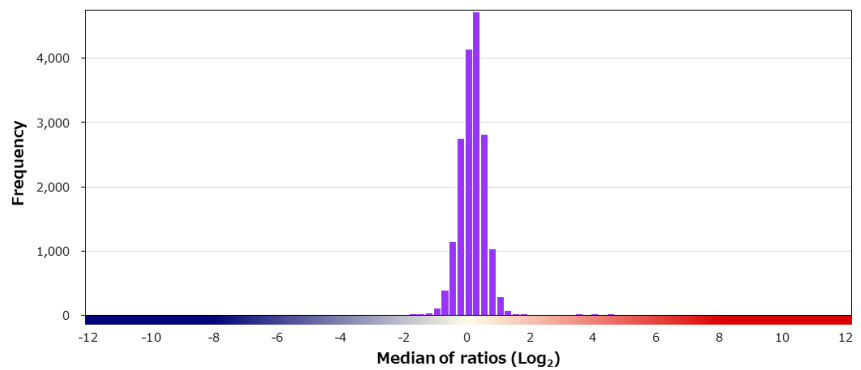
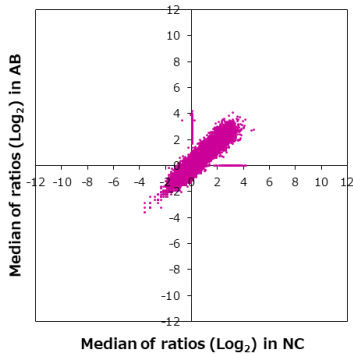
Supplier Biocare Medical		Product code ACR307AK		Lot # 21717	
Host Rabbit		Clonality Monoclonal		Isotype IgG	
Applications <input type="checkbox"/> WB <input type="checkbox"/> SW <input type="checkbox"/> ELISA <input type="checkbox"/> FCM <input type="checkbox"/> ICC <input type="checkbox"/> IF <input checked="" type="checkbox"/> IHC <input type="checkbox"/> IP <input type="checkbox"/> B/N		Note			

タンパク質マイクロアレイ (18K)

■ 測定値 (Raw データ) 分布

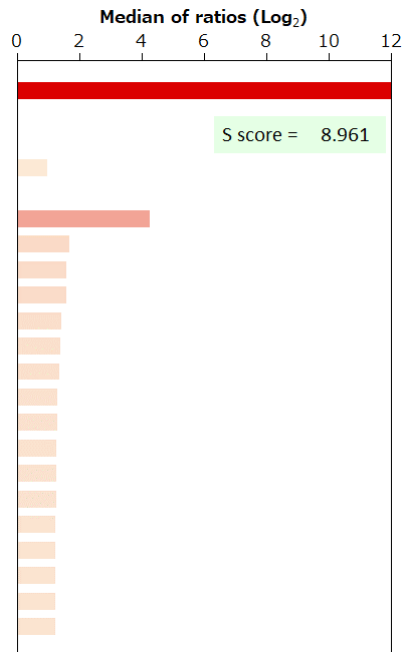


■ 補正值分布



■ 特異性検証

Rank	Gene	Protein	Score
On target			
1	CCND1	NP_444284.1	13.222
Off target			
-	CCND2	NP_001750.1	0.983
-	CCND3	NP_001751.1	-0.028
2	MYC	NP_002458.2	4.261
3	ZNF35	NP_003411.3	1.688
4	STX18	NP_058626.1	1.595
4	CD274	NP_054862.1	1.595
6	TRUB2	NP_056494.1	1.441
7	EPS8L2	NP_073609.2	1.385
8	WDR78	NP_079039.4	1.371
9	PADI3	NP_057317.2	1.311
10	PHLDA2	NP_003302.1	1.309
11	GJA5	NP_005257.2	1.273
12	TP53	NP_001119587.1:p.R64*	1.264
13	CLDN22	NP_001104789.1	1.253
14	RAD23A	NP_005044.1	1.238
15	GRIK4	NP_055434.2	1.236
15	MRM2	NP_037525.1	1.236
17	MOSPD2	NP_001170946.1	1.232
18	MAPK3	NP_002737.2	1.232



BSA	-	HA peptide	-	6xHis peptide	-	FLAG peptide	-
-----	---	------------	---	---------------	---	--------------	---

免疫組織化学染色

■ 染色に用いた組織標本

Sample ID		Supplier		
PAT_01571		ProteoGenex		
Organ		Histological diagnosis		
Stomach		Adenocarcinoma		
Sex	Age	Grade	Stage	TNM
Male	74	G3	IIIB	T4aN0M0

■ 染色像

