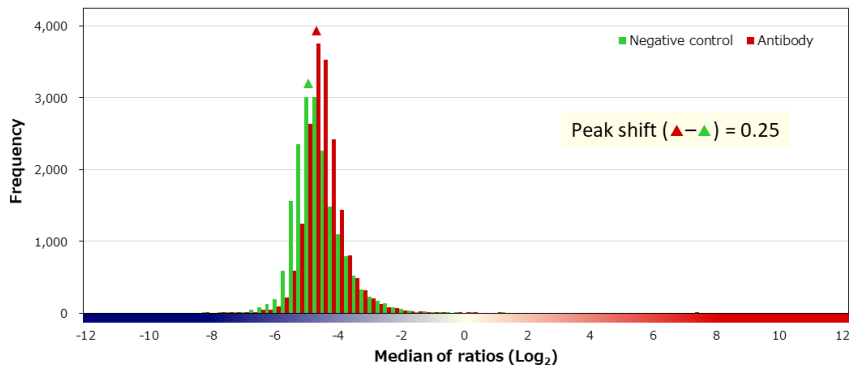
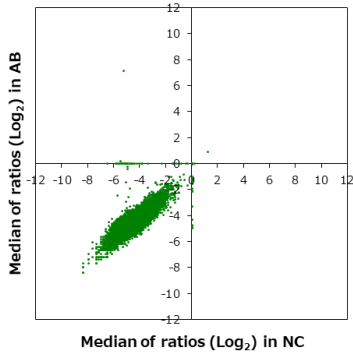


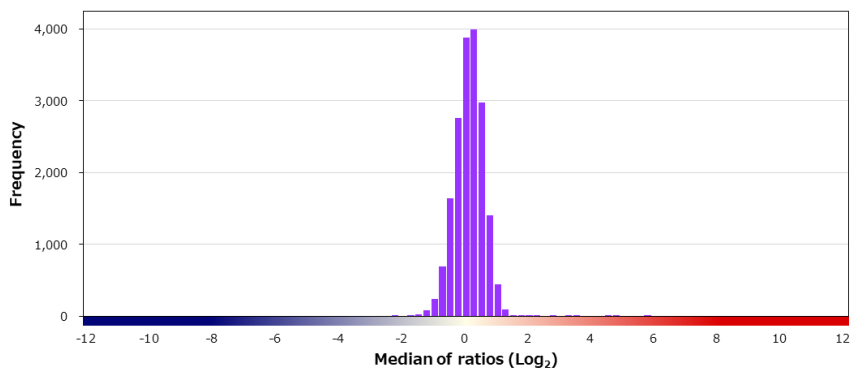
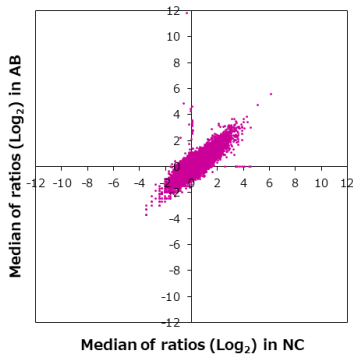
Supplier	Product code		Lot #
Roche	760-4523		V0001374
Host	Clonality	Isotype	Clone
Rabbit	Monoclonal	IgG	EPR3653
Applications			
<input type="checkbox"/> WB	<input type="checkbox"/> SW	<input type="checkbox"/> ELISA	<input type="checkbox"/> FCM
<input type="checkbox"/> ICC	<input type="checkbox"/> IF	<input checked="" type="checkbox"/> IHC	<input type="checkbox"/> IP
<input type="checkbox"/> B/N			
Note			

タンパク質マイクロアレイ (18K)

■ 測定値 (Raw データ) 分布

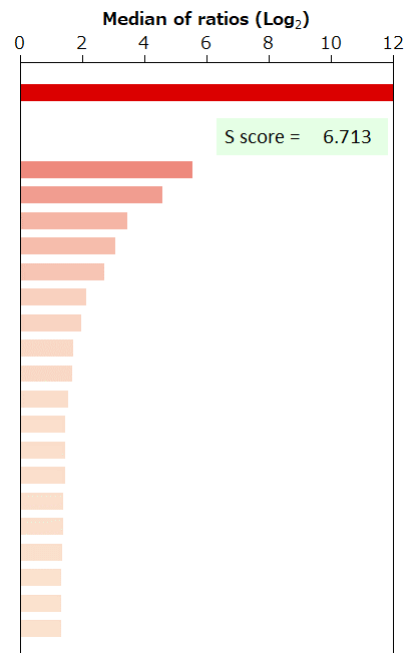


■ 補正值分布



■ 特異性検証

Rank	Gene	Protein	Score
On target			
1	CD14	NP_000582.1	12.258
Off target			
2	KRT20	NP_061883.1 (S129N)	5.545
3	ATF1	NP_005162.1	4.575
4	MIPOL1	NP_620059.1	3.452
5	SLC10A2	NP_000443.1	3.079
6	ZNF782	NP_001001662.1	2.702
7	MTRF1	O75570-2	2.123
8	CTTN	NP_001171669.1	1.965
9	SMIM12	NP_612437.3	1.720
10	ISCA2	NP_919255.2	1.702
11	PCGF5	NP_115749.2	1.546
12	FBXL8	NP_060848.2	1.459
13	ZNF684	NP_689586.3	1.458
14	DNAAF3	NP_001243643.1	1.452
15	ASGR1	NP_001662.1	1.412
16	TP53	NP_000537.3:p.Q192*	1.412
17	SYNC	NP_110413.2	1.377
18	TSPO	NP_000705.2 (T147A/R162H)	1.344
19	PICALM	NP_001008660.1	1.330
20	GALNT5	NP_055383.1	1.325



BSA	-	HA peptide	-	6xHis peptide	-	FLAG peptide	-	GST	-	MBP	-	Hemocyanin -KLH	-
-----	---	------------	---	---------------	---	--------------	---	-----	---	-----	---	-----------------	---

免疫組織化学染色

■ 染色に用いた組織標本

Sample ID		Supplier		
PAT_01571		ProteoGenex		
Organ		Histological diagnosis		
Stomach		Adenocarcinoma		
Sex	Age	Grade	Stage	TNM
Male	74	G3	IIIB	T4aN0M0

■ 染色像

