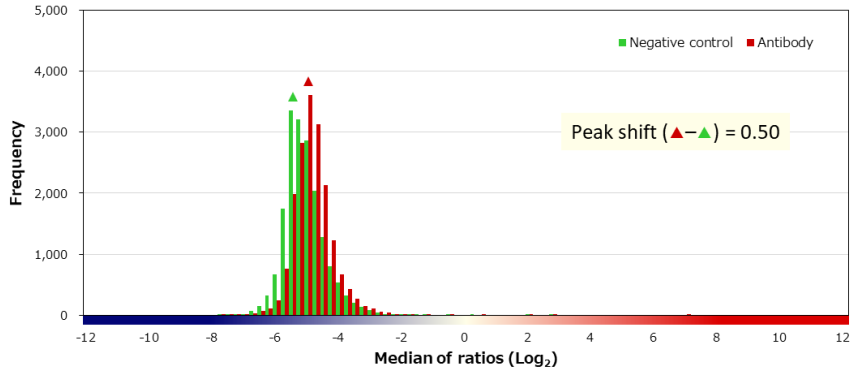
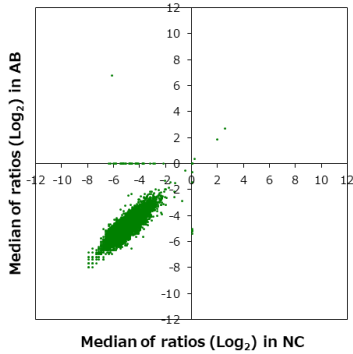


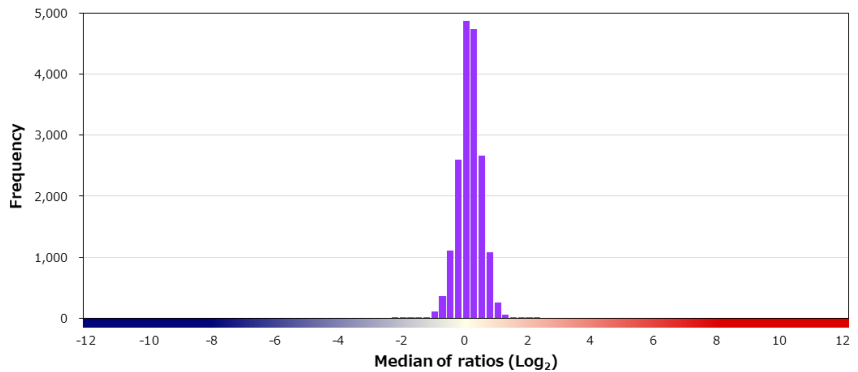
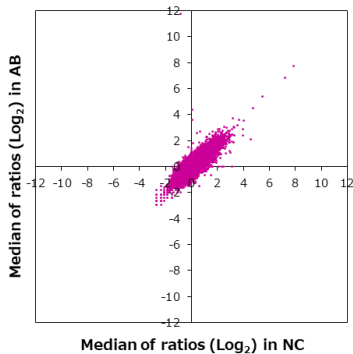
Supplier	Product code		Lot #
Leica	PA0271		66397
Host	Clonality	Isotype	Clone
Mouse	Monoclonal	IgG2b	11F11
Applications			
<input type="checkbox"/> WB	<input type="checkbox"/> SW	<input type="checkbox"/> ELISA	<input type="checkbox"/> FCM
<input type="checkbox"/> ICC	<input type="checkbox"/> IF	<input checked="" type="checkbox"/> IHC	<input type="checkbox"/> IP
<input type="checkbox"/> B/N			
Note			

タンパク質マイクロアレイ (18K)

測定値 (Raw データ) 分布

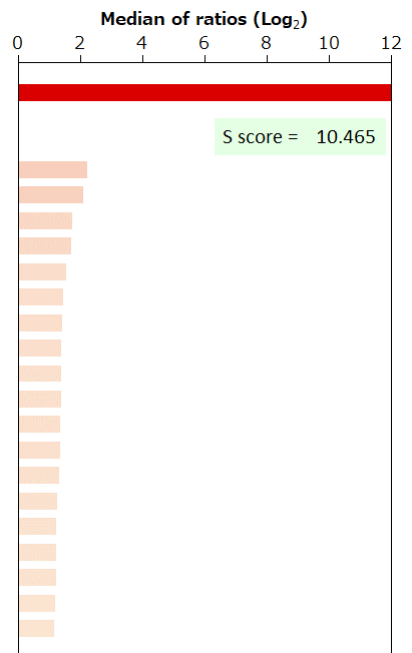


補正值分布



特異性検証

Rank	Gene	Protein	Score
On target			
1	CD2	NP_001758.2	12.696
Off target			
2	OR7D2	NP_787079.1	2.231
3	DROSHA	NP_037367.3	2.115
4	CCNT2	NP_490595.1	1.764
5	FLJ40288	A4D1N5	1.712
6	TMEM92	NP_694961.2 (S90T)	1.549
7	CACNB1	NP_000714.3	1.465
8	PCIF1	NP_071387.1	1.437
9	ABCE1	NP_002931.2	1.404
10	BMP3	NP_001192.3	1.389
11	RIMS3	NP_055562.2	1.386
12	APOPT1	NP_115750.2 (P27A)	1.376
13	RGS8	NP_203131.1	1.349
14	TRO	NP_057241.2	1.321
15	CLEC2D	NP_001004419.1	1.267
16	KIT	NP_001087241.1:p.K619M	1.250
16	TMEM243	NP_077291.1	1.250
18	CLEC7A	NP_922938.1	1.234
19	ZFYVE19	NP_001245350.1 (S201A)	1.197
20	RDH14	NP_065956.1	1.188



BSA	-	HA peptide	-	6xHis peptide	-	FLAG peptide	-	GST	-	MBP	-	Hemocyanin -KLH	-
-----	---	------------	---	---------------	---	--------------	---	-----	---	-----	---	-----------------	---

免疫組織化学染色

■ 染色に用いた組織標本

Sample ID		Supplier		
PAT_01571		ProteoGenex		
Organ		Histological diagnosis		
Stomach		Adenocarcinoma		
Sex	Age	Grade	Stage	TNM
Male	74	G3	IIIB	T4aNOM0

■ 染色像

