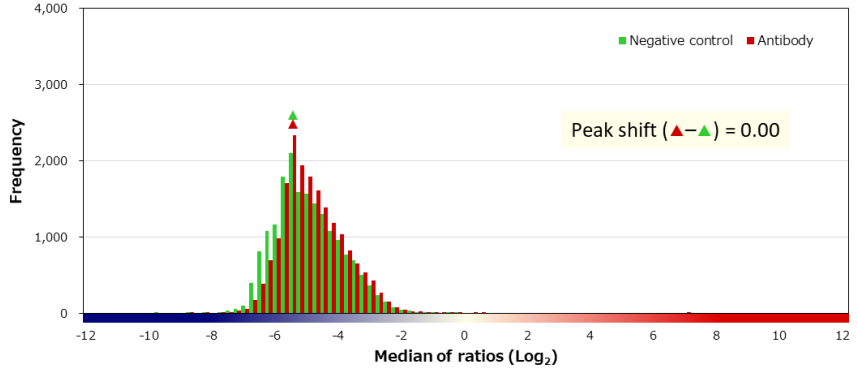
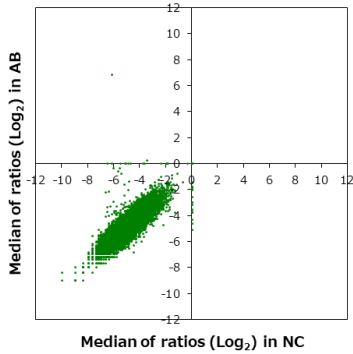


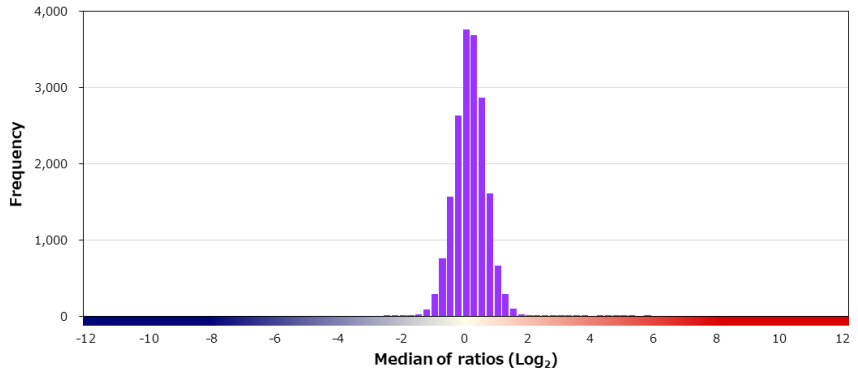
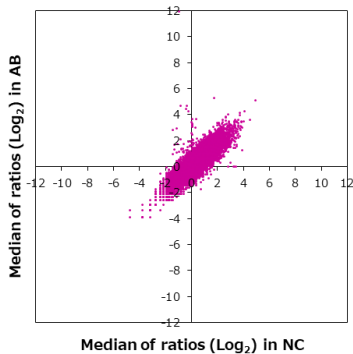
Supplier Abcam	Product code ab81289	Lot # GR201207-42
Host Rabbit	Clonality Monoclonal	Isotype IgG
Applications <input checked="" type="checkbox"/> WB <input type="checkbox"/> SW <input type="checkbox"/> ELISA <input checked="" type="checkbox"/> FCM <input checked="" type="checkbox"/> ICC <input checked="" type="checkbox"/> IF <input checked="" type="checkbox"/> IHC <input checked="" type="checkbox"/> IP <input type="checkbox"/> B/N		
Note		

タンパク質マイクロアレイ (18K)

■ 測定値 (Raw データ) 分布

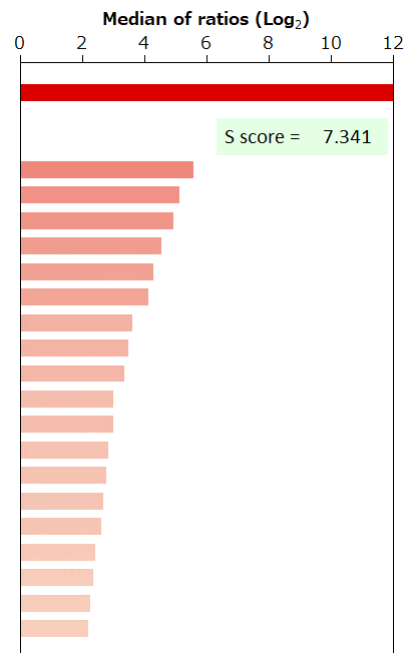


■ 補正值分布



■ 特異性検証

Rank	Gene	Protein	Score
On target			
1	CD34	NP_001020280.1	12.915
Off target			
2	SNX17	NP_055563.1	5.574
3	CALU	NP_001186600.1	5.119
4	AIF1	NP_116573.1	4.948
5	SYPL1	NP_006745.1	4.545
6	ZBTB8OS	NP_848642.1	4.308
7	WWTR1	NP_056287.1	4.148
8	CENPT	Q96BT3-2	3.606
9	PDXK	NP_003672.1	3.475
10	CALU	NP_001210.1 (D250G/E252V)	3.352
11	SFXN5	NP_653180.1	3.022
12	PSMA5	NP_002781.2	3.008
13	SLC22A11	NP_001294914.1	2.839
14	COIL	NP_004636.1	2.768
15	TMEM98	NP_056359.2	2.689
16	TP53	NP_001119588.1:p.E126K	2.626
17	GJA9	NP_110399.2	2.442
18	FOXRED1	NP_060017.1	2.370
19	RAB11A	NP_004654.1	2.274
20	CTNNA1	NP_001895.1	2.203



BSA	-	HA peptide	-	6xHis peptide	-	FLAG peptide	-	GST	-	MBP	-	Hemocyanin -KLH	-
-----	---	------------	---	---------------	---	--------------	---	-----	---	-----	---	-----------------	---

免疫組織化学染色

■ 染色に用いた組織標本

Sample ID		Supplier		
PAT_01571		ProteoGenex		
Organ		Histological diagnosis		
Stomach		Adenocarcinoma		
Sex	Age	Grade	Stage	TNM
Male	74	G3	IIIB	T4aN0M0

■ 染色像

