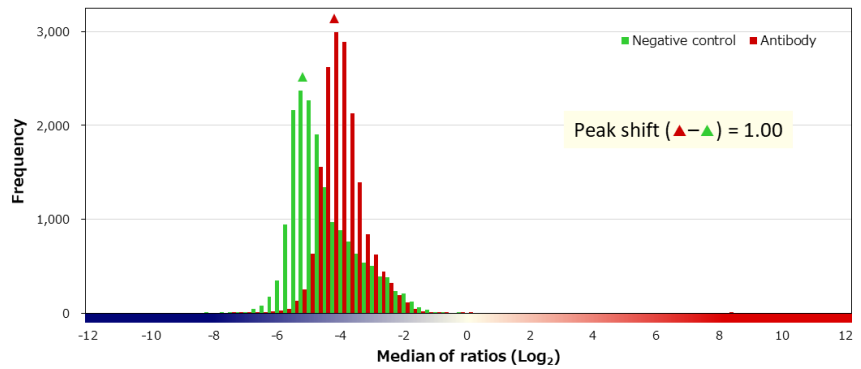
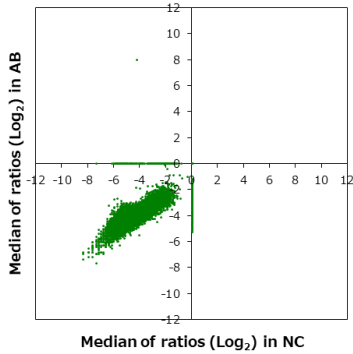


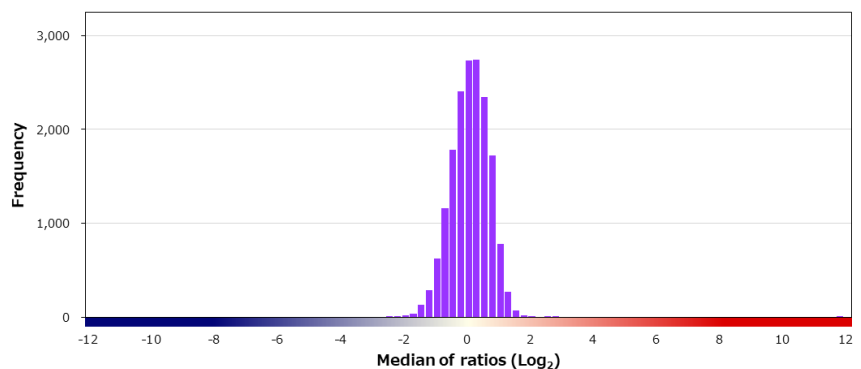
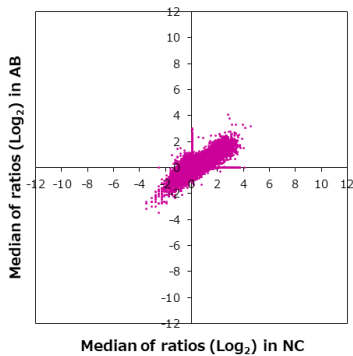
Supplier	Roche		Product code	790-4341		Lot #	F12403	
Host	Rabbit		Clonality	Monoclonal		Isotype	IgG	
Applications	<input type="checkbox"/> WB <input type="checkbox"/> SW <input type="checkbox"/> ELISA <input type="checkbox"/> FCM <input type="checkbox"/> ICC <input type="checkbox"/> IF <input type="checkbox"/> IHC <input type="checkbox"/> IP <input type="checkbox"/> B/N		Note					

タンパク質マイクロアレイ (18K)

■ 測定値 (Raw データ) 分布

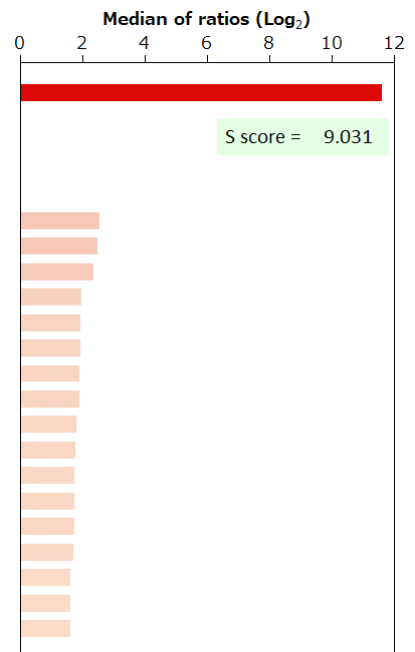


■ 補正值分布



■ 特異性検証

Rank	Gene	Protein	Score
On target			
1	CD3E	NP_000724.1	11.590
Off target			
-	CD3G	NP_000064.1	N/A
-	CD3D	NP_000723.1	N/A
2	JSRP1	NP_653217.1	2.559
3	TMEM237	NP_689601.2	2.492
4	REEP2	NP_001258732.1	2.368
5	MEAF6	NP_001257804.1	1.979
6	PTHLH	NP_002811.1	1.959
7	COP57A	NP_057403.1	1.955
8	PYM1	NP_001137325.1	1.919
9	VAX1	NP_954582.1	1.900
10	PGAM1	NP_002620.1	1.814
11	ZMAT2	NP_653324.1	1.788
12	PDS5B	Q9NTI5-5	1.757
13	RGS2	NP_002914.1	1.746
14	DDIT3	NP_004074.2	1.736
15	C19orf53	NP_054766.1	1.732
16	NANOGP1	Q8N7R0	1.618
17	DNAJB6	O75190-4	1.616
17	TP53	NP_001263626.1:p.R114H	1.616



BSA	-	HA peptide	-	6xHis peptide	-	FLAG peptide	-
-----	---	------------	---	---------------	---	--------------	---

免疫組織化学染色

染色に用いた組織標本

Sample ID		Supplier		
PAT_01571		ProteoGenex		
Organ		Histological diagnosis		
Stomach		Adenocarcinoma		
Sex	Age	Grade	Stage	TNM
Male	74	G3	IIIB	T4aN0M0

染色像

