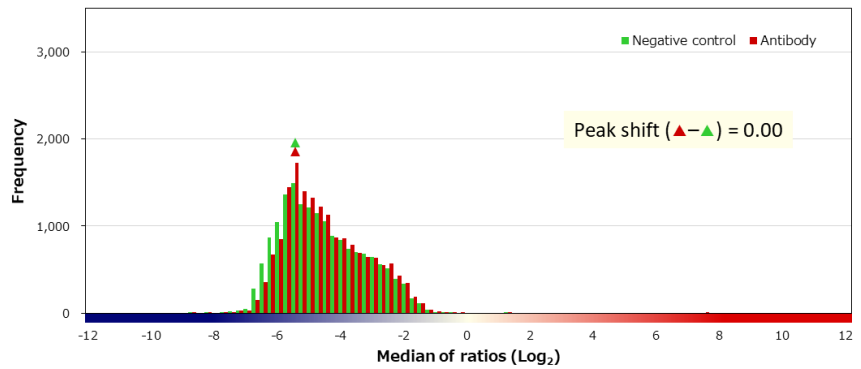
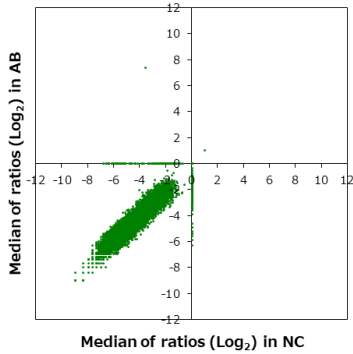


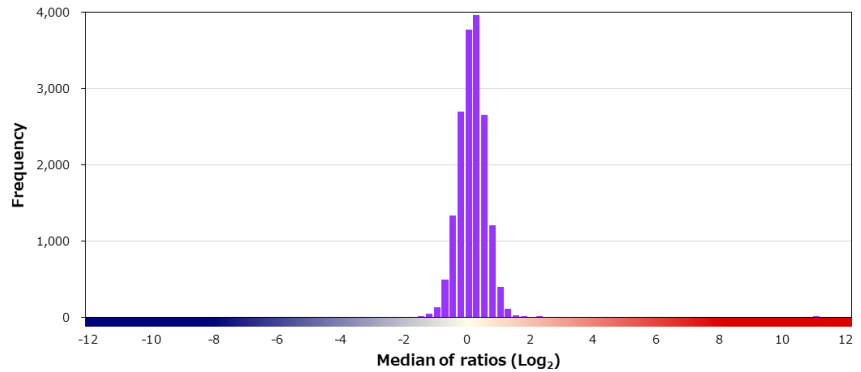
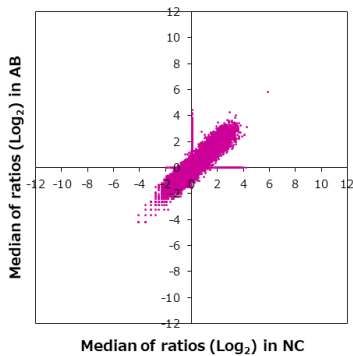
Supplier Agilent		Product code M725429		Lot # 20036647	
Host Mouse		Clonality Monoclonal		Isotype IgG1, kappa	
Applications <input type="checkbox"/> WB <input type="checkbox"/> SW <input type="checkbox"/> ELISA <input type="checkbox"/> FCM <input type="checkbox"/> ICC <input type="checkbox"/> IF <input checked="" type="checkbox"/> IHC <input type="checkbox"/> IP <input type="checkbox"/> B/N		Clone F7.2.38			
Note					

**タンパク質マイクロアレイ (18K)**

■ 測定値 (Raw データ) 分布

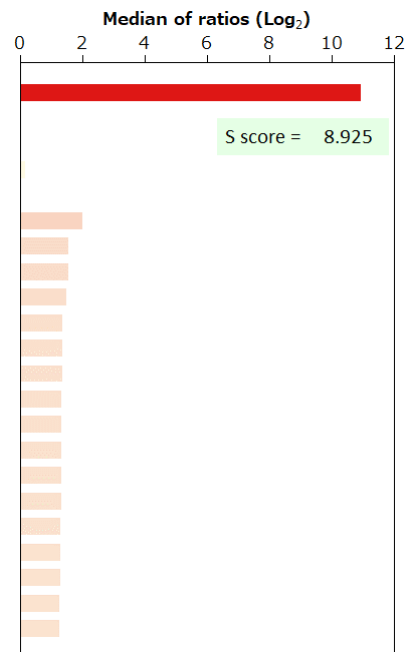


■ 補正值分布



■ 特異性検証

Rank	Gene	Protein	Score
<b>On target</b>			
1	CD3E	NP_000724.1	10.926
<b>Off target</b>			
-	CD3D	NP_000723.1	0.190
-	CD3G	NP_000064.1	N/A
2	SIRPG	NP_061026.2	2.001
3	ALKBH3	NP_631917.1	1.547
4	HCN4	NP_005468.1	1.544
5	PPP2R5A	NP_006234.1	1.508
6	COIL	NP_004636.1	1.371
7	FTH1P18	NP_001258611.1	1.363
8	F9	NP_000124.1	1.357
9	TSPY2	NP_072095.2	1.344
10	DOK5	NP_060901.2	1.333
11	AZI2	NP_071906.1	1.333
12	CERS6	NP_982288.1	1.321
13	H2AFV	NP_036544.1	1.321
14	ACTRT1	NP_612146.1	1.314
15	TP53	NP_001263626.1:p.R123W	1.296
16	PIAS4	NP_056981.2	1.295
17	CYGB	NP_599030.1	1.285
18	PLPP1	NP_003702.2	1.279



BSA	-	HA peptide	-	6xHis peptide	-	FLAG peptide	-
-----	---	------------	---	---------------	---	--------------	---

## 免疫組織化学染色

### 染色に用いた組織標本

Sample ID		Supplier		
PAT_01571		ProteoGenex		
Organ		Histological diagnosis		
Stomach		Adenocarcinoma		
Sex	Age	Grade	Stage	TNM
Male	74	G3	IIIB	T4aN0M0

### 染色像

