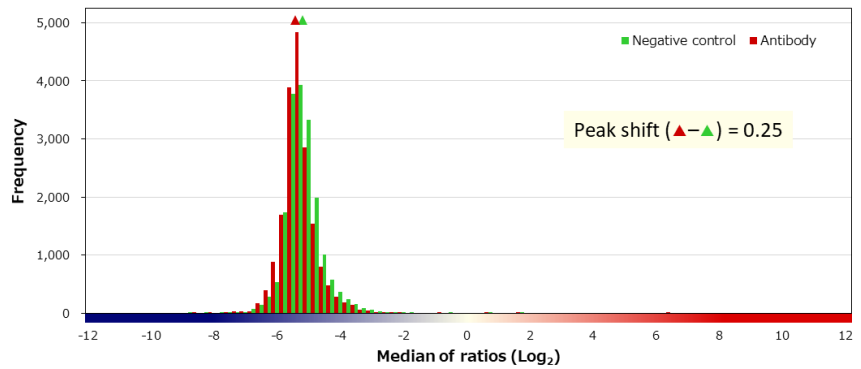
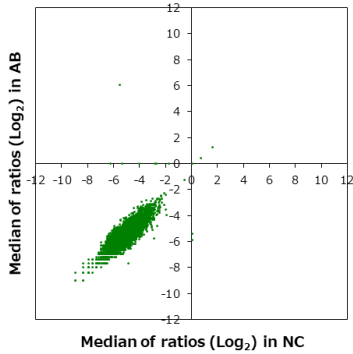


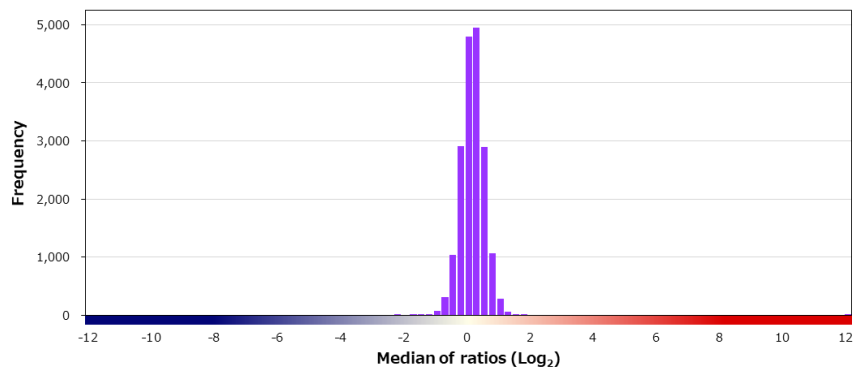
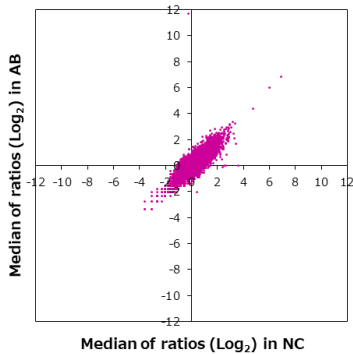
Supplier	Product code		Lot #
Roche	790-4451		F18651
Host	Clonality	Isotype	Clone
Rabbit	Monoclonal		SP19
Applications			
<input type="checkbox"/> WB	<input type="checkbox"/> SW	<input type="checkbox"/> ELISA	<input type="checkbox"/> FCM
<input type="checkbox"/> ICC	<input type="checkbox"/> IF	<input checked="" type="checkbox"/> IHC	<input type="checkbox"/> IP
<input type="checkbox"/> B/N			
Note			

**タンパク質マイクロアレイ (18K)**

■ 測定値 (Raw データ) 分布

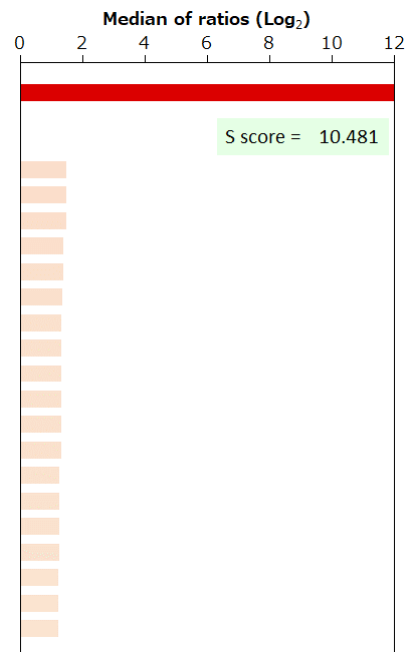


■ 補正值分布



■ 特異性検証

Rank	Gene	Protein	Score
<b>On target</b>			
1	CD5	NP_055022.2 (P224L/H461R)	11.989
<b>Off target</b>			
2	HBG1	NP_000550.2	1.508
3	PAX8	NP_003457.1	1.494
4	EEF1E1	NP_004271.1	1.479
5	FGFR1OP	NP_008976.1	1.405
6	FYB	NP_001230022.1	1.387
7	RXRB	NP_068811.1	1.351
8	ZMYND10	NP_056980.2	1.324
8	ZPR1	NP_003895.1	1.324
8	C18orf54	NP_775800.3	1.324
8	AQR	NP_055506.1	1.324
12	DNMT3A	NP_072046.2:p.G543C	1.324
12	ARHGEF15	NP_079290.1 (L277P/S831P)	1.324
14	RND3	NP_005159.1	1.281
15	ATP2C1	NP_055197.2	1.275
16	SMCP	NP_109588.2	1.267
17	PLPP7	NP_116117.3	1.257
18	CD109	Q6YHK3-3	1.250
19	SLC6A14	NP_009162.1	1.245
20	ADCY5	NP_001186571.1	1.242



BSA	-	HA peptide	-	6xHis peptide	-	FLAG peptide	-	GST	-	MBP	-	Hemocyanin -KLH	-
-----	---	------------	---	---------------	---	--------------	---	-----	---	-----	---	-----------------	---

■ 染色に用いた組織標本

Sample ID		Supplier		
PAT_01571		ProteoGenex		
Organ		Histological diagnosis		
Stomach		Adenocarcinoma		
Sex	Age	Grade	Stage	TNM
Male	74	G3	IIIB	T4aNOM0

■ 染色像

