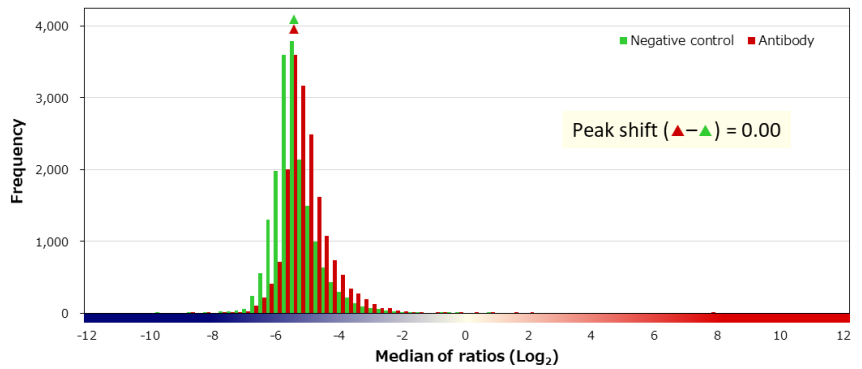
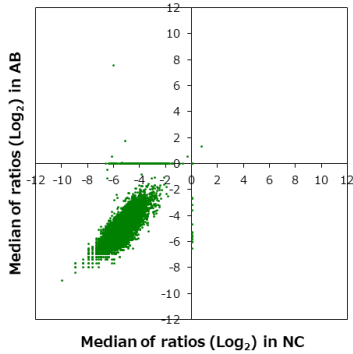


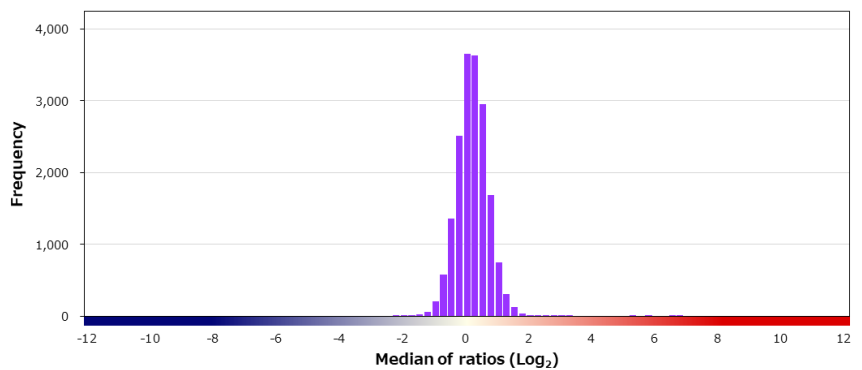
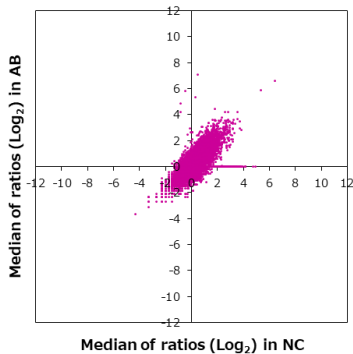
Supplier	Product code		Lot #
Roche	790-4460		F16293
Host	Clonality	Isotype	Clone
Rabbit	Monoclonal		SP57
Applications			
<input type="checkbox"/> WB	<input type="checkbox"/> SW	<input type="checkbox"/> ELISA	<input type="checkbox"/> FCM
<input type="checkbox"/> ICC	<input type="checkbox"/> IF	<input checked="" type="checkbox"/> IHC	<input type="checkbox"/> IP
<input type="checkbox"/> B/N			
Note			

**タンパク質マイクロアレイ (18K)**

■ 測定値 (Raw データ) 分布

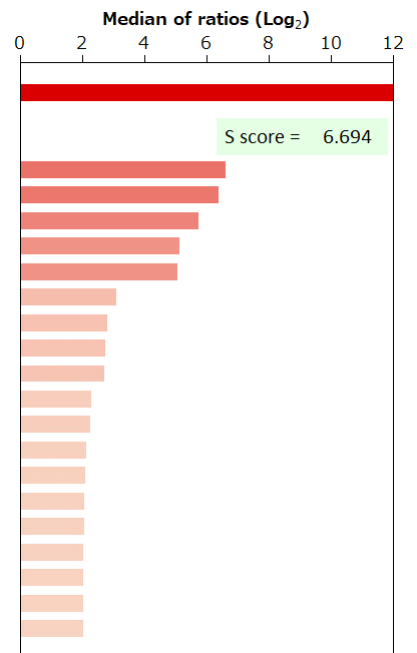


■ 補正值分布



■ 特異性検証

Rank	Gene	Protein	Score
<b>On target</b>			
1	CD8A	NP_001759.3	13.296
<b>Off target</b>			
2	CTSO	NP_001325.1	6.602
3	MS4A7	NP_067024.1	6.383
4	F11R	NP_058642.1	5.748
5	ZDHHC16	NP_115703.2	5.116
6	CLDN17	NP_036263.1	5.068
7	CLDN1	NP_066924.1	3.117
8	DDX49	NP_061943.2	2.822
9	TKFC	NP_056348.2	2.764
10	GRAMD1B	NP_001273492.1	2.709
11	MRPL37	NP_057575.2 (R144G)	2.313
12	ACTL6A	NP_004292.1	2.264
13	NLGN1	NP_055747.1	2.132
14	NUP153	NP_005115.2 (D90NV381F)	2.102
15	CLDN7	NP_001298.3 (V197A)	2.079
16	AAMP	NP_001289474.1	2.076
17	C1orf158	NP_689503.3	2.056
18	FAM83B	NP_001010872.1	2.051
19	CREBRF	NP_001161865.1	2.049
20	MYO1G	NP_149043.2	2.039



BSA	-	HA peptide	-	6xHis peptide	-	FLAG peptide	-	GST	-	MBP	-	Hemocyanin -KLH	-
-----	---	------------	---	---------------	---	--------------	---	-----	---	-----	---	-----------------	---

免疫組織化学染色

■ 染色に用いた組織標本

Sample ID		Supplier		
PAT_01571		ProteoGenex		
Organ		Histological diagnosis		
Stomach		Adenocarcinoma		
Sex	Age	Grade	Stage	TNM
Male	74	G3	IIIB	T4aNOM0

■ 染色像

