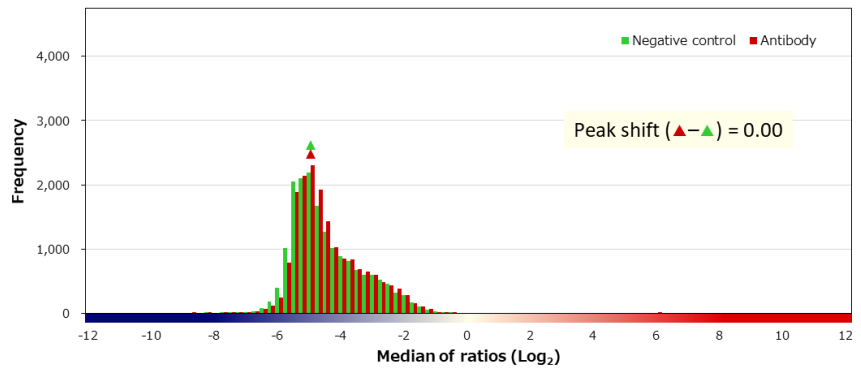
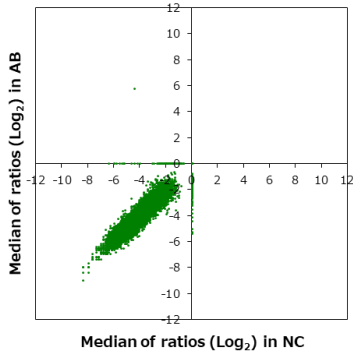


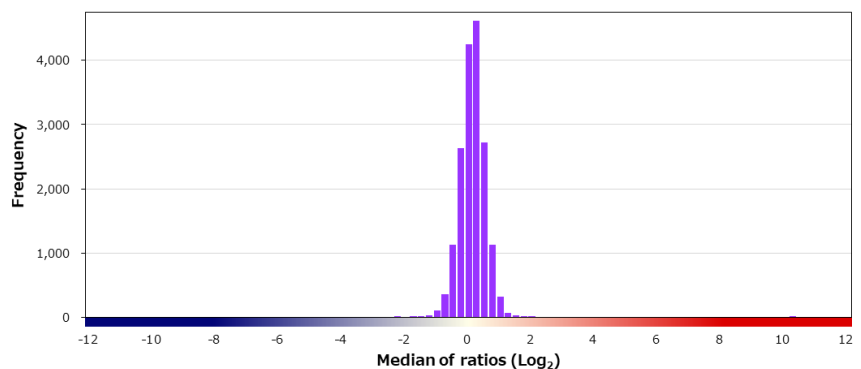
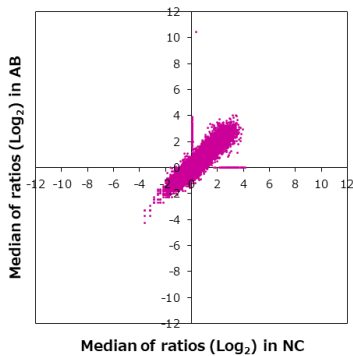
Supplier Biocare Medical		Product code ACR311A		Lot # 72016	
Host Rabbit		Clonality Monoclonal		Isotype IgG	
Applications					
<input checked="" type="checkbox"/> WB	<input type="checkbox"/> SW	<input type="checkbox"/> ELISA	<input type="checkbox"/> FCM	<input type="checkbox"/> ICC	<input type="checkbox"/> IF
<input type="checkbox"/> IHC	<input type="checkbox"/> IP	<input type="checkbox"/> B/N			
Note					

タンパク質マイクロアレイ (18K)

■ 測定値 (Raw データ) 分布

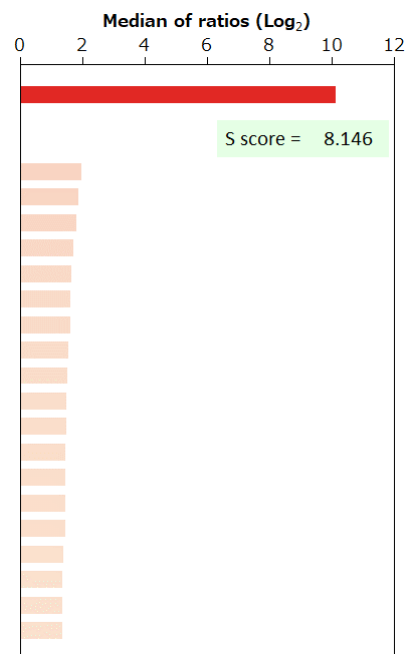


■ 補正值分布



■ 特異性検証

Rank	Gene	Protein	Score
On target			
1	CD8A	NP_001759.3	10.125
Off target			
2	ZASP	NP_001276862.1	1.979
3	COA7	NP_075565.2 (K219R)	1.892
4	USF2	NP_003358.1	1.822
5	FOXG1	NP_005240.3	1.729
6	CTSO	NP_001325.1	1.653
7	CALML6	NP_619650.2	1.613
8	CHMP3	NP_057163.1	1.611
9	TEX14	NP_112562.3	1.572
10	FAM134C	NP_835227.1	1.530
11	SLC22A1	NP_003048.1 (L160F M408V M420 G465R)	1.503
12	RNF181	NP_057578.1	1.493
13	TICAM2	NP_067681.1	1.474
14	MDH1B	NP_001034934.1	1.466
15	TP53	NP_001119587.1:p.R116Q	1.457
16	EXOC1	NP_060731.2	1.452
17	BASP1	NP_006308.3	1.383
18	CALM3	NP_005175.2	1.363
19	CLSTN2	NP_071414.2	1.358
20	TEX2	NP_060939.3	1.355



BSA	-	HA peptide	-	6xHis peptide	-	FLAG peptide	-
-----	---	------------	---	---------------	---	--------------	---

免疫組織化学染色

■ 染色に用いた組織標本

Sample ID		Supplier		
PAT_01571		ProteoGenex		
Organ		Histological diagnosis		
Stomach		Adenocarcinoma		
Sex	Age	Grade	Stage	TNM
Male	74	G3	IIIB	T4aN0M0

■ 染色像

