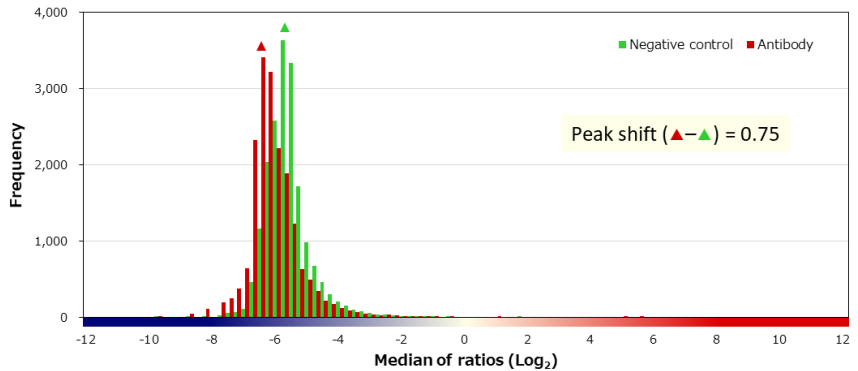
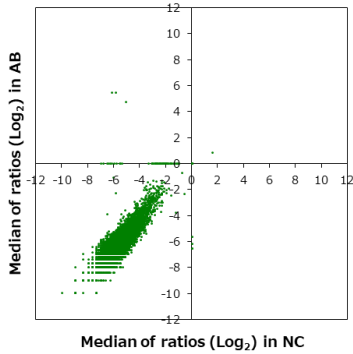


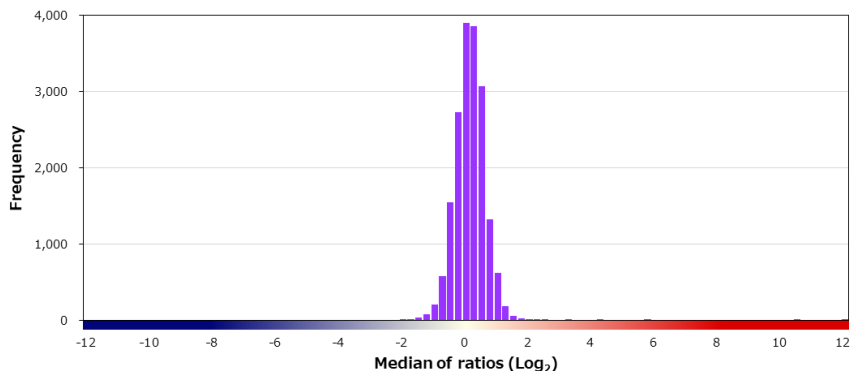
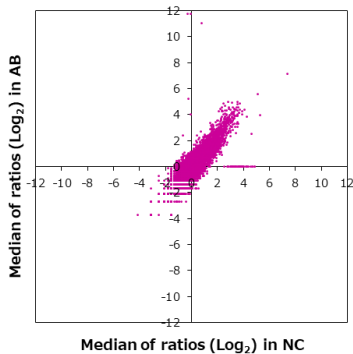
Supplier	Product code		Lot #
Roche	790-4497		F19015
Host	Clonality	Isotype	Clone
Mouse	Monoclonal	IgG2a, kappa	36
Applications			
<input type="checkbox"/> WB	<input type="checkbox"/> SW	<input type="checkbox"/> ELISA	<input type="checkbox"/> FCM
<input type="checkbox"/> ICC	<input type="checkbox"/> IF	<input checked="" type="checkbox"/> IHC	<input type="checkbox"/> IP
<input type="checkbox"/> B/N			
Note			

タンパク質マイクロアレイ (18K)

■ 測定値 (Raw データ) 分布

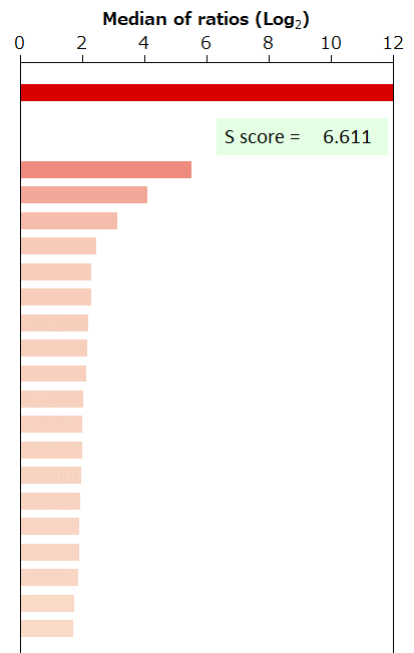


■ 補正值分布



■ 特異性検証

Rank	Gene	Protein	Score
On target			
1	CDH1	NP_004351.1	12.113
Off target			
2	CDH3	NP_001784.2 (Q563H)	5.502
3	CDC42EP2	NP_006770.1	4.090
4	PPP1R21	NP_001129101.1	3.133
5	LINC01590	Q5TEZ4	2.445
6	RMI1	NP_079221.2 (N455S)	2.308
7	PURA	NP_005850.1	2.296
8	OSTF1	NP_036515.4 (L159F)	2.194
9	AP1G1	NP_001025178.1	2.166
10	USP19	NP_001186089.1	2.135
11	KLHL22	NP_116164.2	2.048
12	MAPK8IP1	NP_005447.1	2.019
13	PJA1	NP_660095.1	2.001
14	TSG101	NP_006283.1	1.990
15	AMOTL2	NP_001265612.1	1.951
16	C16orf86	NP_001013002.2	1.928
17	SYT4	NP_065834.1	1.899
18	SPRR2F	NP_001014450.1	1.872
19	STIM2	NP_001162589.1	1.764
20	BIVM	NP_060163.2	1.735



BSA	-	HA peptide	-	6xHis peptide	-	FLAG peptide	-	GST	-	MBP	-	Hemocyanin -KLH	-
-----	---	------------	---	---------------	---	--------------	---	-----	---	-----	---	-----------------	---

免疫組織化学染色

染色に用いた組織標本

Sample ID		Supplier		
PAT_01571		ProteoGenex		
Organ		Histological diagnosis		
Stomach		Adenocarcinoma		
Sex	Age	Grade	Stage	TNM
Male	74	G3	IIIB	T4aN0M0

染色像

