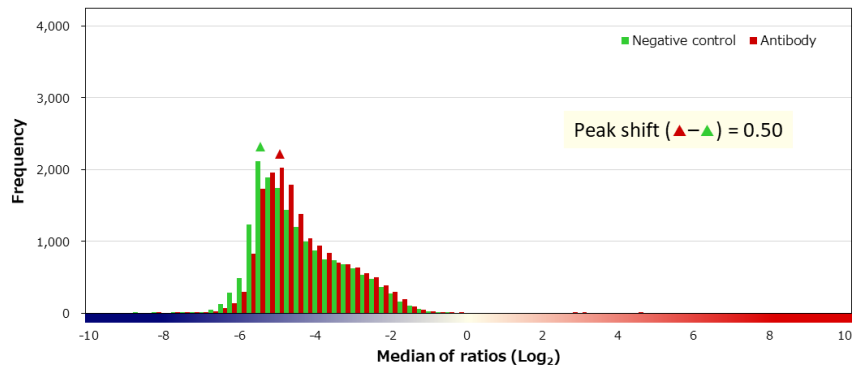
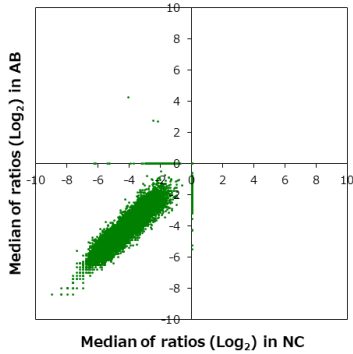


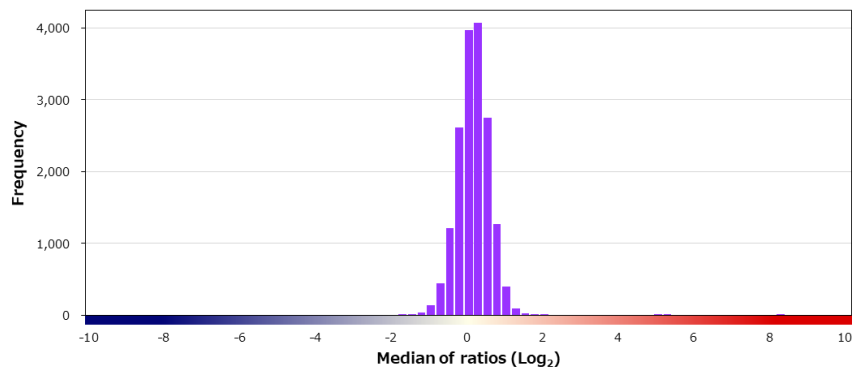
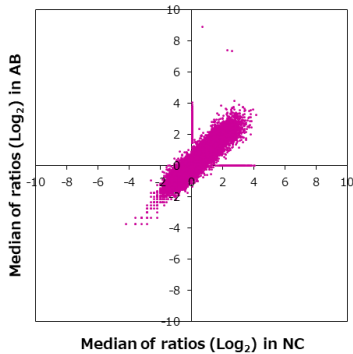
Supplier Biocare Medical		Product code ACR3012A		Lot # 32017	
Host Rabbit		Clonality Monoclonal		Isotype IgG	
Applications <input type="checkbox"/> WB <input type="checkbox"/> SW <input type="checkbox"/> ELISA <input type="checkbox"/> FCM <input type="checkbox"/> ICC <input type="checkbox"/> IF <input checked="" type="checkbox"/> IHC <input type="checkbox"/> IP <input type="checkbox"/> B/N		Note			

タンパク質マイクロアレイ (18K)

■ 測定値 (Raw データ) 分布

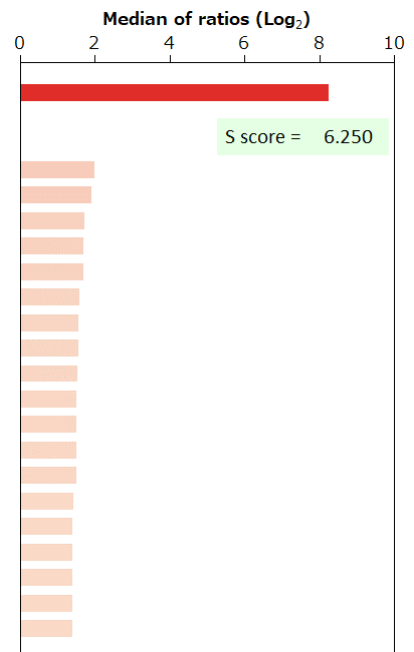


■ 補正值分布



■ 特異性検証

Rank	Gene	Protein	Score
On target			
1	CDH1	NP_004351.1	8.237
Off target			
2	SF3B2	NP_006833.2	1.987
3	CECR5	NP_149061.1	1.928
4	DVL1	NP_004412.2	1.736
5	MRPS23	NP_057154.2	1.707
6	LIPT2	NP_001138341.1	1.688
7	LRRC43	Q8N309-3 (Q127K)	1.593
8	SPANXD	NP_115793.1 (F59V/V68L/K74E)	1.563
9	RBMS3	NP_001171182.1	1.555
10	REEP2	NP_001258732.1	1.532
11	SLC25A16	NP_689920.1	1.521
12	DNAJB14	NP_001026893.1	1.516
13	MAN1B1	NP_057303.2	1.511
14	TNFRSF21	NP_055267.1	1.507
15	THAP2	NP_113623.1	1.428
16	ADM5	NP_001094810.1	1.414
17	PLS1	NP_002661.2	1.414
18	HELB	NP_387467.2 (P966L/T980I)	1.407
19	SYTL4	NP_542775.2 (I420V)	1.405
20	SAFB2	Q14151-2	1.403



BSA	-	HA peptide	-	6xHis peptide	-	FLAG peptide	-
-----	---	------------	---	---------------	---	--------------	---

免疫組織化学染色

■ 染色に用いた組織標本

Sample ID		Supplier		
PAT_01571		ProteoGenex		
Organ		Histological diagnosis		
Stomach		Adenocarcinoma		
Sex	Age	Grade	Stage	TNM
Male	74	G3	IIIB	T4aNOM0

■ 染色像

