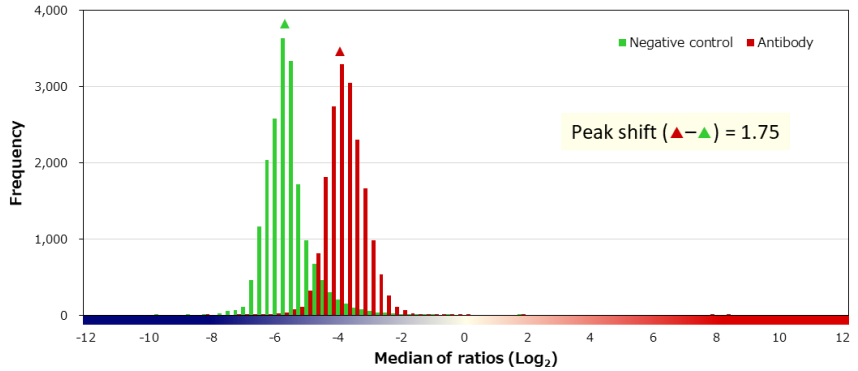
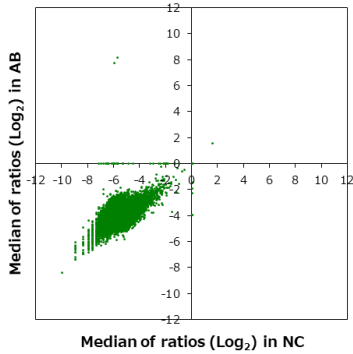


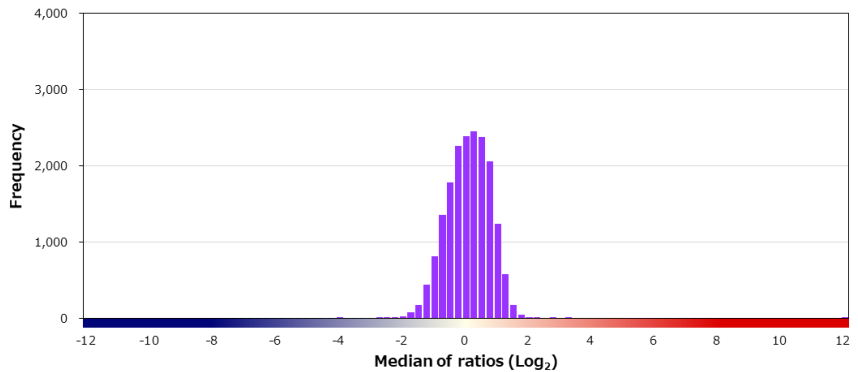
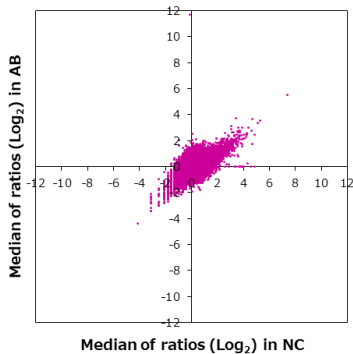
Supplier	Roche		Product code	760-4453		Lot #	V0001757	
Host	Mouse		Clonality	Monoclonal		Isotype	IgG2a	
Applications	<input type="checkbox"/> WB	<input type="checkbox"/> SW	<input type="checkbox"/> ELISA	<input type="checkbox"/> FCM	<input type="checkbox"/> ICC	<input type="checkbox"/> IF	<input checked="" type="checkbox"/> IHC	<input type="checkbox"/> IP <input type="checkbox"/> B/N
Note								

**タンパク質マイクロアレイ (18K)**

■ 測定値 (Raw データ) 分布

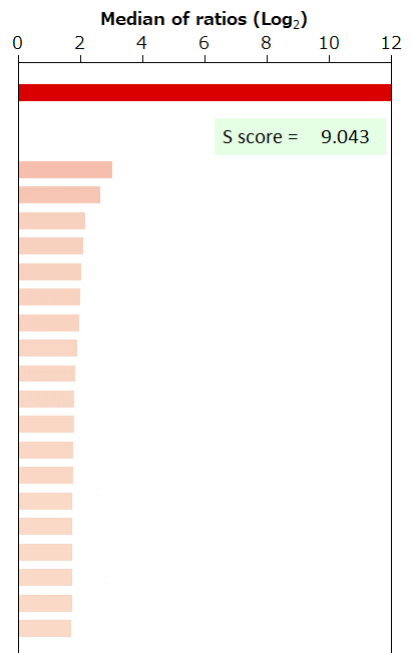


■ 補正值分布



■ 特異性検証

Rank	Gene	Protein	Score
<b>On target</b>			
1	CDKN1A	NP_000380.1	12.082
<b>Off target</b>			
2	REEP2	NP_001258732.1	3.039
3	RSL1D1	O76021-2	2.647
4	JSRP1	NP_653217.1	2.181
5	REEP3	NP_001001330.1	2.110
6	H1FOO	NP_001295191.1	2.042
7	CCDC43	NP_653210.2	2.003
8	FAM32A	NP_054796.1	1.976
9	MYL12B	NP_291024.1	1.897
10	C1orf131	NP_689592.2 (L28V)	1.834
11	MRPS33	NP_057155.1	1.830
12	EBAG9	NP_004206.1	1.805
13	H1FX	NP_006017.1	1.797
14	SPTSSA	NP_612145.2	1.792
15	LMOD2	Q6P5Q4-2	1.766
16	PDGFA	NP_002598.4 (R84G)	1.766
17	ATP6V1G3	NP_573569.1	1.766
18	COMMD2	NP_057178.2 (I113L)	1.757
19	SNAPC1	NP_003073.1	1.748
20	PIGP	NP_710149.1	1.735



BSA	-	HA peptide	-	6xHis peptide	-	FLAG peptide	-	GST	-	MBP	-	Hemocyanin -KLH	-
-----	---	------------	---	---------------	---	--------------	---	-----	---	-----	---	-----------------	---

免疫組織化学染色

■ 染色に用いた組織標本

Sample ID		Supplier		
PAT_01571		ProteoGenex		
Organ		Histological diagnosis		
Stomach		Adenocarcinoma		
Sex	Age	Grade	Stage	TNM
Male	74	G3	IIIB	T4aNOM0

■ 染色像

