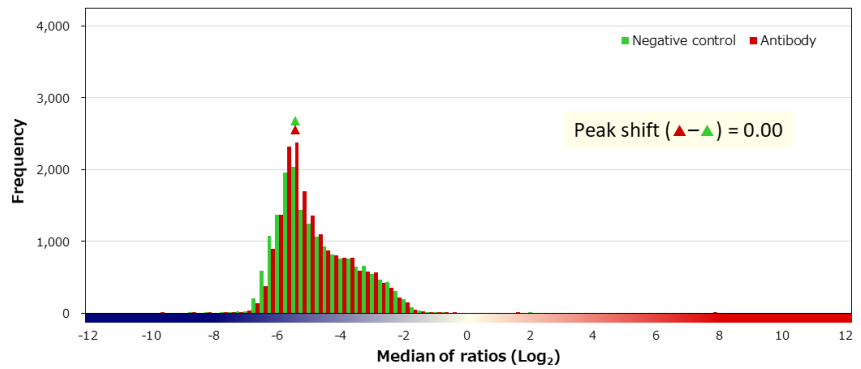
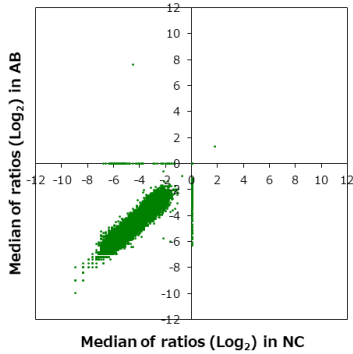


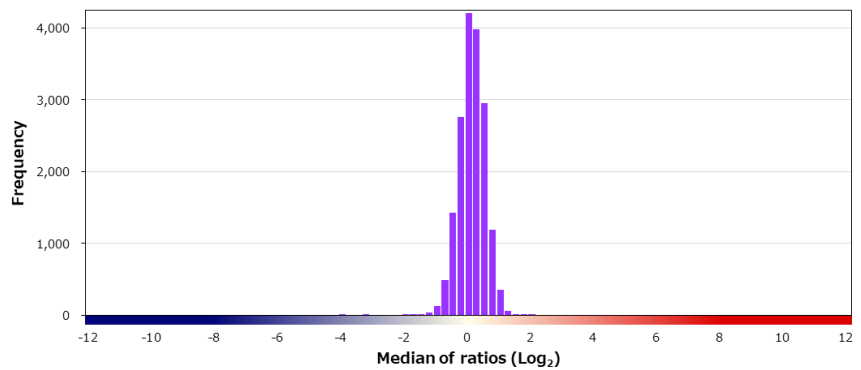
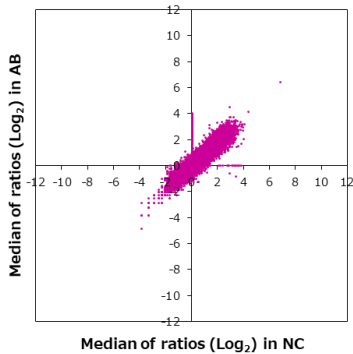
Supplier	Product code		Lot #
Dako	M3636		10097708
Host	Clonality	Isotype	Clone
Mouse	Monoclonal	IgG1, kappa	DAK-CDX2
Applications			
<input type="checkbox"/> WB	<input type="checkbox"/> SW	<input type="checkbox"/> ELISA	<input type="checkbox"/> FCM
<input type="checkbox"/> ICC	<input type="checkbox"/> IF	<input checked="" type="checkbox"/> IHC	<input type="checkbox"/> IP
<input type="checkbox"/> B/N			
Note			

タンパク質マイクロアレイ (18K)

■ 測定値 (Raw データ) 分布

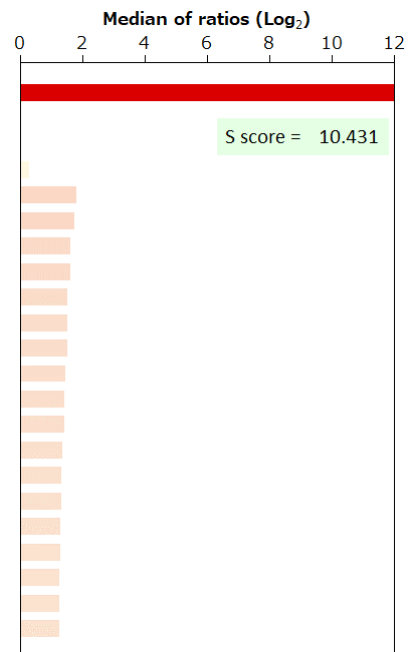


■ 補正值分布



■ 特異性検証

Rank	Gene	Protein	Score
On target			
1	CDX2	NP_001256.3	12.244
Off target			
-	CDX1	NP_001795.2 (P130R)	0.293
2	MLF1	NP_001182361.1	1.813
3	IL22RA2	NP_851826.1	1.757
4	C1orf174	NP_997239.2 (T53R)	1.621
5	NAA50	NP_079422.1	1.610
6	TMEM237	NP_689601.2	1.532
7	TP53	NP_000537.3:p.H193Y	1.518
8	REEP2	NP_001258732.1	1.518
9	MTRF1L	NP_001107656.1	1.451
10	ABCF3	NP_060828.2	1.431
11	GAN	NP_071324.1	1.430
12	SNAP91	NP_055656.1	1.355
13	PPM1L	NP_640338.2	1.338
14	ANKRD40	NP_443087.1	1.331
15	SMPD4	Q9NXE4-2	1.306
16	C1RL	NP_001284572.1	1.295
17	COX7C	NP_001858.1	1.281
18	AREG	NP_001648.1	1.281
19	HIST1H2AE	NP_066390.1	1.260



BSA	-	HA peptide	-	6xHis peptide	-	FLAG peptide	-
-----	---	------------	---	---------------	---	--------------	---

■ 染色に用いた組織標本

Sample ID		Supplier		
PAT_01571		ProteoGenex		
Organ		Histological diagnosis		
Stomach		Adenocarcinoma		
Sex	Age	Grade	Stage	TNM
Male	74	G3	IIIB	T4aN0M0

■ 染色像

