

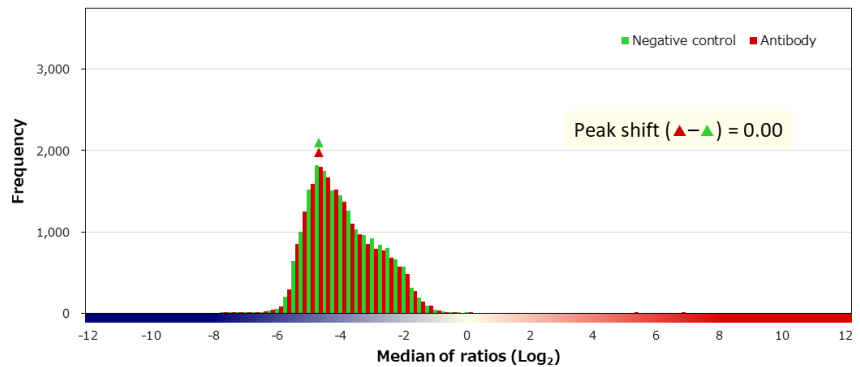
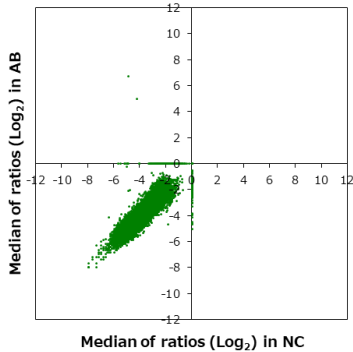
CEACAM1 (CD66a)

carcinoembryonic antigen related
cell adhesion molecule 1

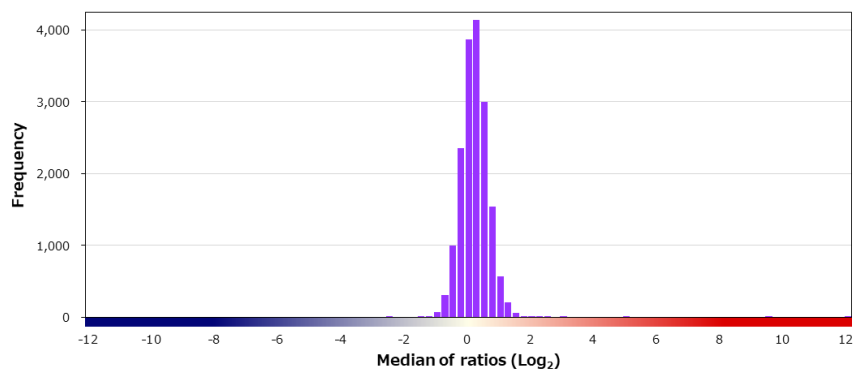
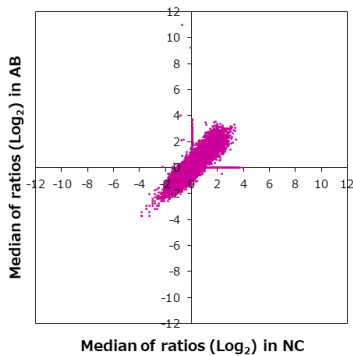
Supplier Cell Signaling Technology		Product code 44464S	Lot # 1
Host Rabbit	Clonality Monoclonal	Isotype IgG	Clone D3R80
Applications <input checked="" type="checkbox"/> WB <input type="checkbox"/> SW <input type="checkbox"/> ELISA <input type="checkbox"/> FCM <input type="checkbox"/> ICC <input type="checkbox"/> IF <input checked="" type="checkbox"/> IHC <input type="checkbox"/> IP <input type="checkbox"/> B/N			
Note			

タンパク質マイクロアレイ (18K)

測定値 (Raw データ) 分布

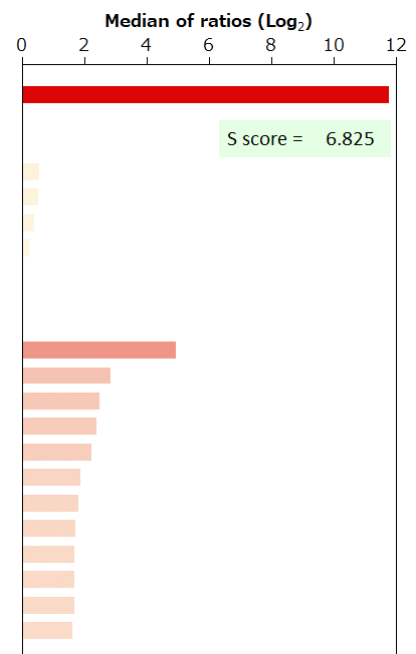


補正值分布



特異性検証

Rank	Gene	Protein	Score
On target			
1	CEACAM1	NP_001020083.1	11.752
Off target			
-	CEACAM3	P40198-2	0.549
-	CEACAM19	NP_001121365.1	0.539
-	CEACAM7	NP_008821.2	0.415
-	CEACAM8	NP_001807.2	0.242
-	CEACAM21	NP_001275702.2	-0.053
-	CEACAM5	NP_004354.3 (T210S)	-0.091
-	CEACAM6	NP_002474.4	-0.124
2	HLA-DPB1	NP_002112.3	4.927
3	HLA-DRB1	Q29974	2.847
4	SMPD3	NP_061137.1	2.492
5	AK3	NP_057366.2	2.379
6	DUSP11	O75319-1	2.237
7	ERLEC1	NP_056516.2	1.873
8	ACYP1	NP_001098.1	1.806
9	TICAM2	NP_067681.1	1.735
10	HLA-DOB	NP_002111.1	1.676
11	GLYATL3	NP_001010904.1	1.675
12	ICAM1	NP_000192.2	1.674
13	AMPH	NP_001626.1 (K496T)	1.629



BSA	-	HA peptide	-	6xHis peptide	-	FLAG peptide	-
-----	---	------------	---	---------------	---	--------------	---

免疫組織化学染色

■ 染色に用いた組織標本

Sample ID		Supplier		
PAT_01571		ProteoGenex		
Organ		Histological diagnosis		
Stomach		Adenocarcinoma		
Sex	Age	Grade	Stage	TNM
Male	74	G3	IIIB	T4aN0M0

■ 染色像

