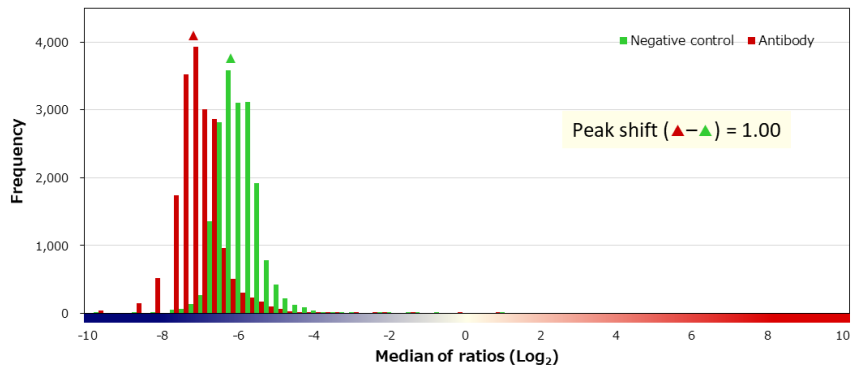
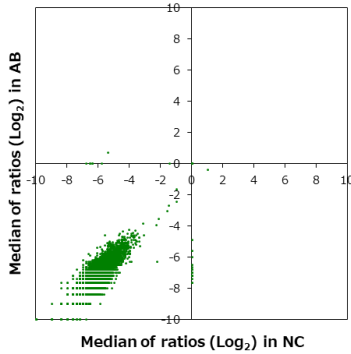


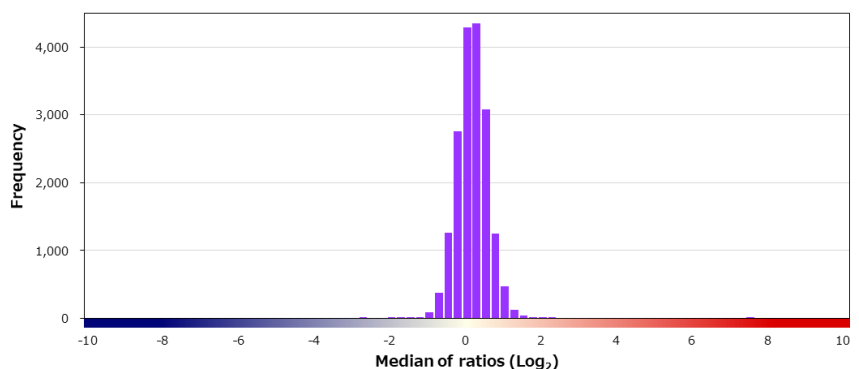
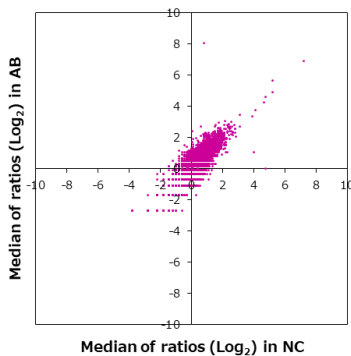
Supplier	Roche		Product code	760-2519		Lot #	F20850		
Host	Mouse		Clonality	Monoclonal		Isotype	IgG1, kappa		
Applications	<input type="checkbox"/> WB	<input type="checkbox"/> SW	<input type="checkbox"/> ELISA	<input type="checkbox"/> FCM	<input type="checkbox"/> ICC	<input type="checkbox"/> IF	<input checked="" type="checkbox"/> IHC	<input type="checkbox"/> IP	<input type="checkbox"/> B/N
Note									

タンパク質マイクロアレイ (18K)

測定値 (Raw データ) 分布

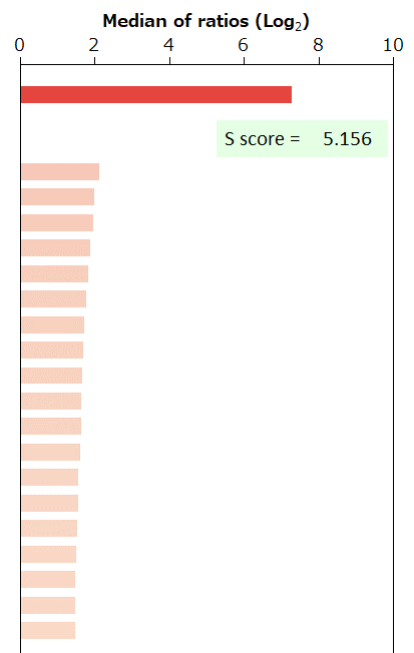


補正值分布



特異性検証

Rank	Gene	Protein	Score
On target			
1	CHGA	NP_001266.1 (R399W)	7.273
Off target			
2	SPRR2E	NP_001019380.2	2.117
3	LYPLA1	NP_006321.1	2.000
4	FAM8A1	NP_057339.1	1.959
5	R3HDM1	NP_056176.2	1.889
6	PCNP	NP_065090.1	1.830
7	RAD50	NP_005723.2	1.780
8	FBXL7	NP_036436.1	1.737
9	KCTD1	NP_945342.1	1.708
10	PRRG1	NP_000941.1	1.682
11	LIN9	Q5TKA1-3	1.637
11	IDH1	NP_005887.2:p.V71I	1.637
13	NOC3L	NP_071896.8	1.611
14	SLC9A3R1	NP_004243.1	1.567
14	PHF6	NP_115834.1	1.567
16	FBXO21	NP_055817.1	1.530
17	TP53	NP_001119588.1:p.R116Q	1.515
18	PAGE1	NP_003776.2	1.493
19	BAP1	NP_004647.1	1.486
20	PGD	NP_002622.2	1.474



BSA	-	HA peptide	-	6xHis peptide	-	FLAG peptide	-	GST	-	MBP	-	Hemocyanin -KLH	-
-----	---	------------	---	---------------	---	--------------	---	-----	---	-----	---	-----------------	---

免疫組織化学染色

■ 染色に用いた組織標本

Sample ID		Supplier		
PAT_01571		ProteoGenex		
Organ		Histological diagnosis		
Stomach		Adenocarcinoma		
Sex	Age	Grade	Stage	TNM
Male	74	G3	IIIB	T4aN0M0

■ 染色像

