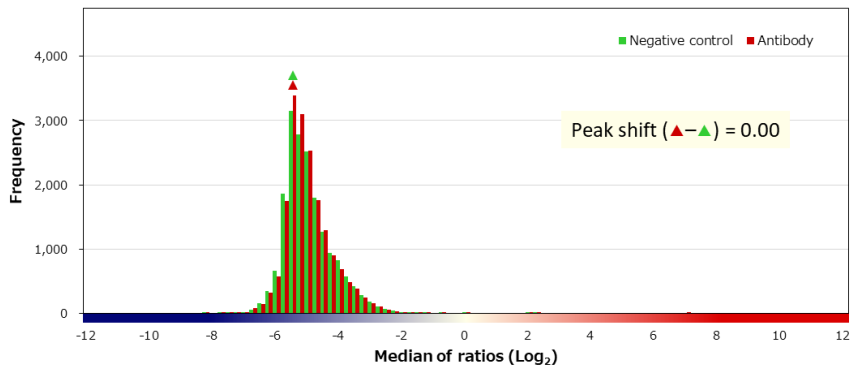
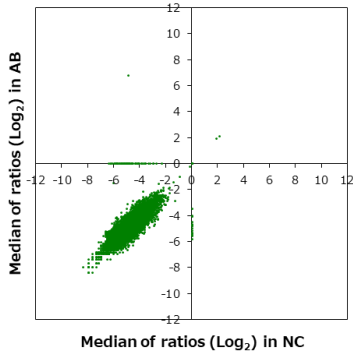


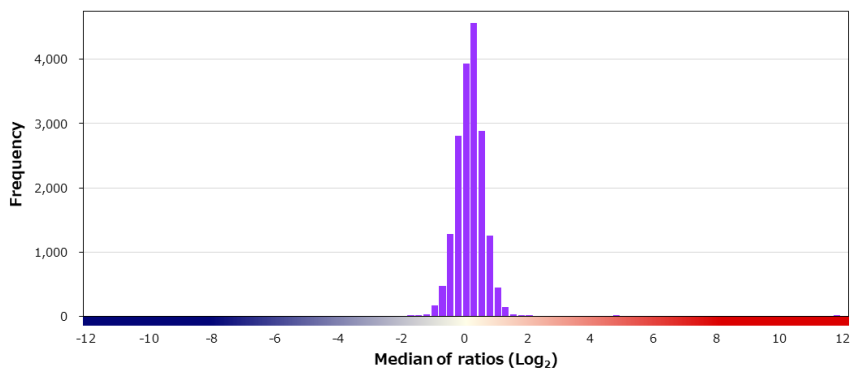
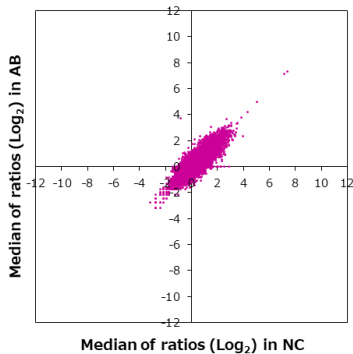
Supplier Leica	Product code NCL-L-DES-DERII	Lot # 6074414
Host Mouse	Clonality Monoclonal	Isotype IgG1
Applications <input type="checkbox"/> WB <input type="checkbox"/> SW <input type="checkbox"/> ELISA <input type="checkbox"/> FCM <input type="checkbox"/> ICC <input type="checkbox"/> IF <input checked="" type="checkbox"/> IHC <input type="checkbox"/> IP <input type="checkbox"/> B/N		
Note		

タンパク質マイクロアレイ (18K)

■ 測定値 (Raw データ) 分布

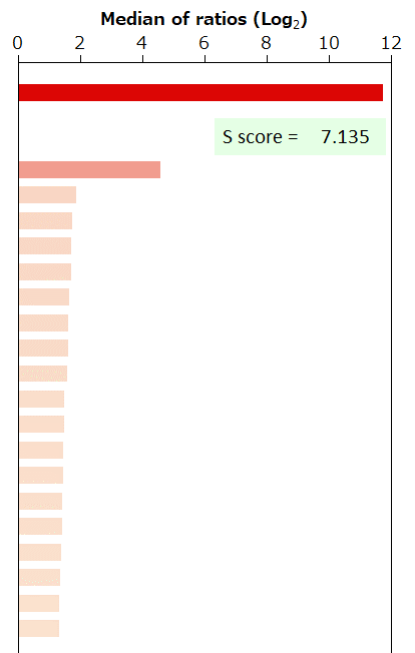


■ 補正值分布



■ 特異性検証

Rank	Gene	Protein	Score
On target			
1	DES	NP_001918.3	11.716
Off target			
2	GOLGA5	NP_005104.3 (A67G)	4.581
3	TCEA1	NP_006747.1	1.882
4	TP53	NP_001119587.1:p.G134V	1.744
5	PPP1R12C	Q9BZL4-5	1.727
6	CPS1	NP_001116106.1	1.710
7	SHARPIN	NP_112236.3	1.662
8	SIN3B	O75182-3	1.609
9	TWNK	NP_068602.2	1.609
10	ALOXE3	NP_001159432.1	1.578
11	NANOS2	NP_001025032.1	1.504
12	KIAA0753	XP_006721675.1	1.491
13	KLHL6	NP_569713.2	1.457
14	LRRC31	XP_011511462.1	1.451
15	NEPRO	NP_056227.2 (F357I)	1.432
16	FSCB	NP_115511.3 (H195Q/L380P/P409S/A642T)	1.420
17	TPPP3	NP_057048.2	1.383
18	MYC	NP_002458.2	1.359
19	SPACA3	NP_776246.1	1.346
20	DEGS1	NP_003667.1	1.346



BSA	-	HA peptide	-	6xHis peptide	-	FLAG peptide	-	GST	-	MBP	-	Hemocyanin -KLH	-
-----	---	------------	---	---------------	---	--------------	---	-----	---	-----	---	-----------------	---

免疫組織化学染色

■ 染色に用いた組織標本

Sample ID		Supplier		
PAT_01571		ProteoGenex		
Organ		Histological diagnosis		
Stomach		Adenocarcinoma		
Sex	Age	Grade	Stage	TNM
Male	74	G3	IIIB	T4aNOM0

■ 染色像

