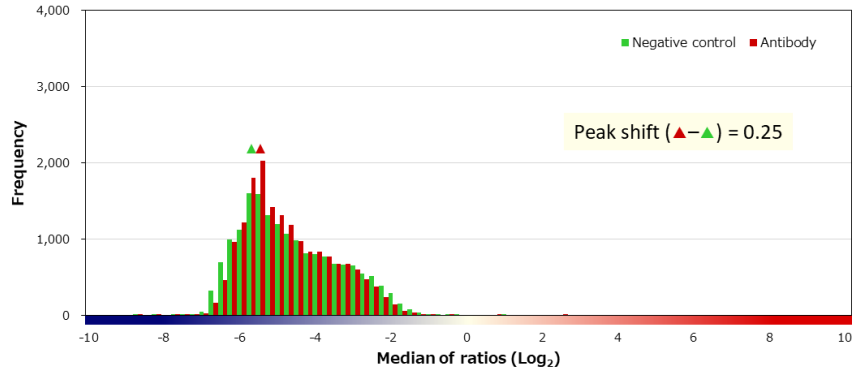
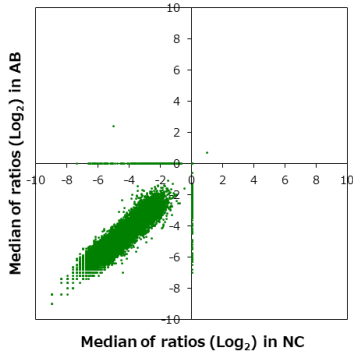


# Epithelial membrane antigen

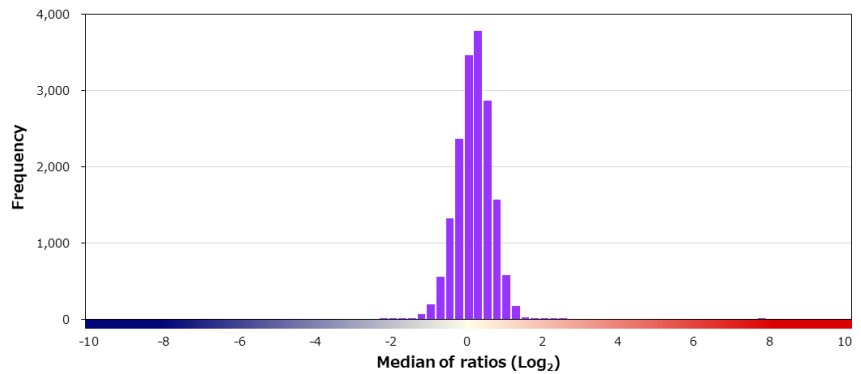
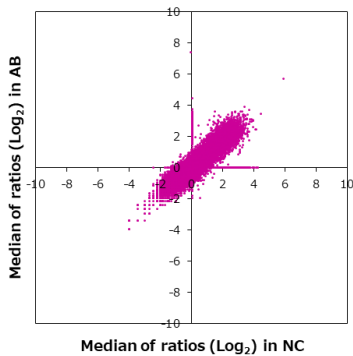
Supplier	Product code		Lot #
Dako	IR629		20016871
Host	Clonality	Isotype	Clone
Mouse	Monoclonal	IgG2a, kappa	E29
Applications			
<input type="checkbox"/> WB	<input type="checkbox"/> SW	<input type="checkbox"/> ELISA	<input type="checkbox"/> FCM
<input type="checkbox"/> ICC	<input type="checkbox"/> IF	<input checked="" type="checkbox"/> IHC	<input type="checkbox"/> IP
<input type="checkbox"/> B/N			
Note			

## タンパク質マイクロアレイ (18K)

### 測定値 (Raw データ) 分布

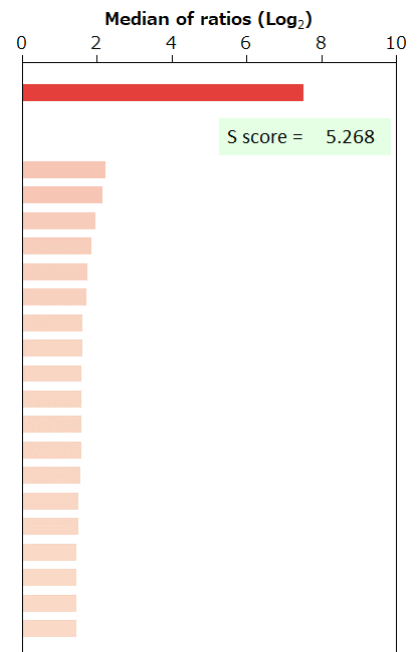


### 補正值分布



### 特異性検証

Rank	Gene	Protein	Score
<b>On target</b>			
1	MUC1	BAG63068.1	7.518
<b>Off target</b>			
2	IPPK	NP_073592.1	2.250
3	NCKAP1L	NP_001171905.1	2.149
4	OR2H1	NP_112145.1	1.961
5	CXXC5	NP_057547.5	1.862
6	FAM204A	NP_071346.1	1.761
7	DIRC2	NP_116228.1	1.727
8	RCHY1	NP_056251.2	1.629
9	SPP2	NP_008875.1	1.615
10	BRAT1	NP_689956.2 (R20G)	1.599
11	PSMG2	NP_064617.2	1.591
12	TSPAN6	NP_003261.1	1.584
13	SKA1	NP_659497.1	1.581
14	MAP3K3	NP_002392.2	1.565
15	LRRC8C	NP_115646.2	1.523
16	KRT12	NP_000214.1	1.501
17	GINS2	NP_057179.1	1.468
18	NDUFA8	NP_055037.1	1.459
19	AKIRIN1	NP_078871.1	1.456
20	TMEM74	NP_694560.1	1.450



BSA	-	HA peptide	-	6xHis peptide	-	FLAG peptide	-
-----	---	------------	---	---------------	---	--------------	---

免疫組織化学染色

■ 染色に用いた組織標本

Sample ID		Supplier		
PAT_01571		ProteoGenex		
Organ		Histological diagnosis		
Stomach		Adenocarcinoma		
Sex	Age	Grade	Stage	TNM
Male	74	G3	IIIB	T4aN0M0

■ 染色像

