

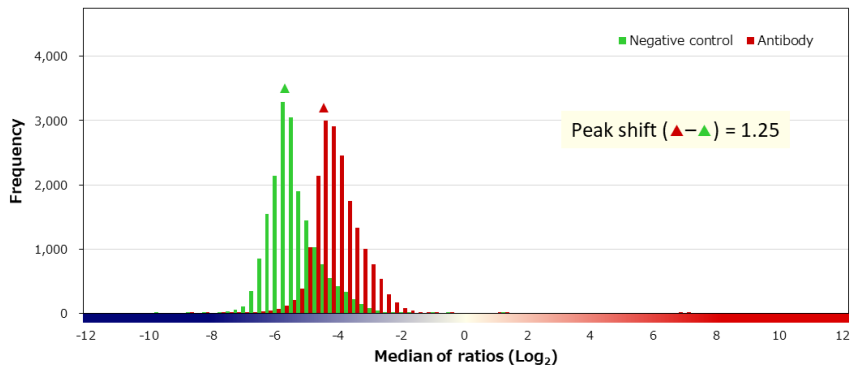
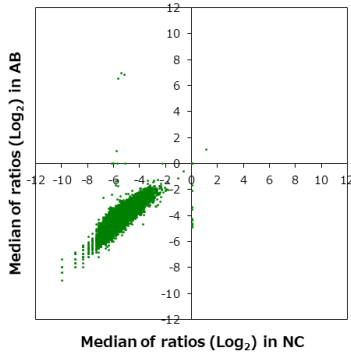
EPCAM (CD326)

Epithelial cell adhesion molecule

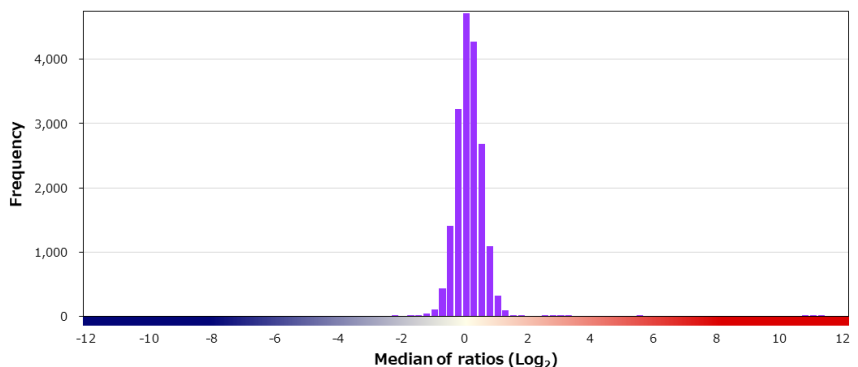
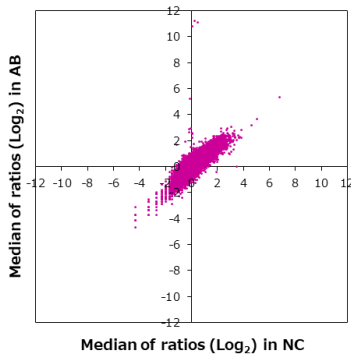
Supplier	Product code		Lot #
OriGene	UM570097		A001
Host	Clonality	Isotype	Clone
Mouse	Monoclonal	IgG1	UMAB132
Applications			
<input checked="" type="checkbox"/> WB	<input type="checkbox"/> SW	<input type="checkbox"/> ELISA	<input type="checkbox"/> FCM
<input type="checkbox"/> ICC	<input type="checkbox"/> IF	<input checked="" type="checkbox"/> IHC	<input type="checkbox"/> IP
<input type="checkbox"/> B/N			
Note			

タンパク質マイクロアレイ (18K)

測定値 (Raw データ) 分布

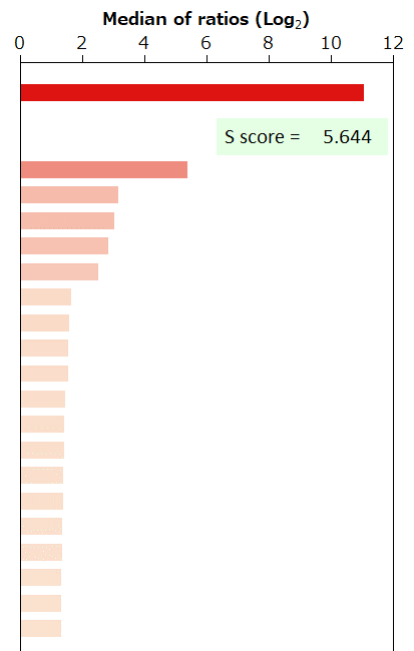


補正值分布



特異性検証

Rank	Gene	Protein	Score
On target			
1	EPCAM	NP_002345.2 (M115T)	11.044
Off target			
2	MXI1	NP_569157.2	5.400
3	TUBB1	NP_110400.1	3.161
4	TBRG1	XP_016873931.1	3.026
5	MXD1	NP_002348.1	2.831
6	APOLD1	NP_110444.3	2.531
7	UBA3	NP_937838.1	1.642
8	SZT2	Q5T011-7	1.605
9	SYP	NP_003170.1	1.573
10	LIPH	NP_640341.1	1.548
11	FAM129C	NP_001308757.1	1.471
12	PSMC3IP	Q9P2W1-3	1.426
13	IFT88	NP_783195.2 (M383I)	1.421
14	GAB1	NP_997006.1	1.402
15	RAB11FIP5	NP_056285.1	1.385
16	NOXO1	NP_751908.1	1.366
17	SLC8A3	NP_001123889.1	1.360
18	CD79A	NP_001774.1	1.343
19	PPP1R3B	NP_078883.2	1.335
20	GRP	NP_002082.2	1.335



BSA	-	HA peptide	-	6xHis peptide	-	FLAG peptide	-	GST	-	MBP	-	Hemocyanin -KLH	-
-----	---	------------	---	---------------	---	--------------	---	-----	---	-----	---	-----------------	---

免疫組織化学染色

染色に用いた組織標本

Sample ID		Supplier		
PAT_01571		ProteoGenex		
Organ		Histological diagnosis		
Stomach		Adenocarcinoma		
Sex	Age	Grade	Stage	TNM
Male	74	G3	IIIB	T4aN0M0

染色像

