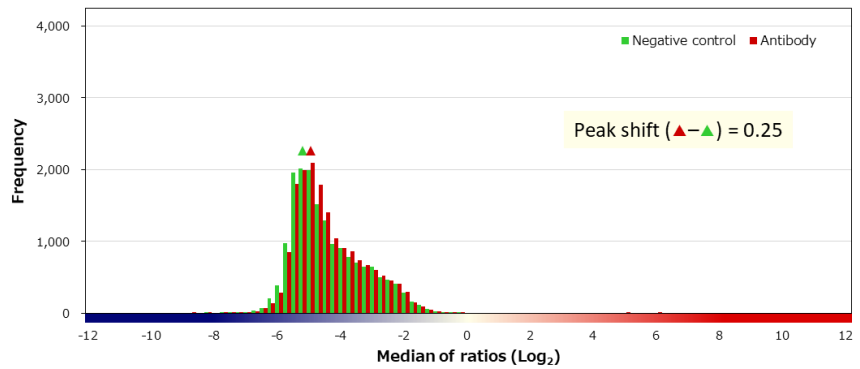
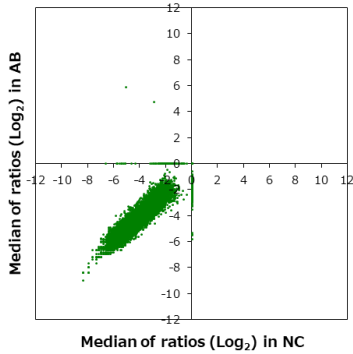


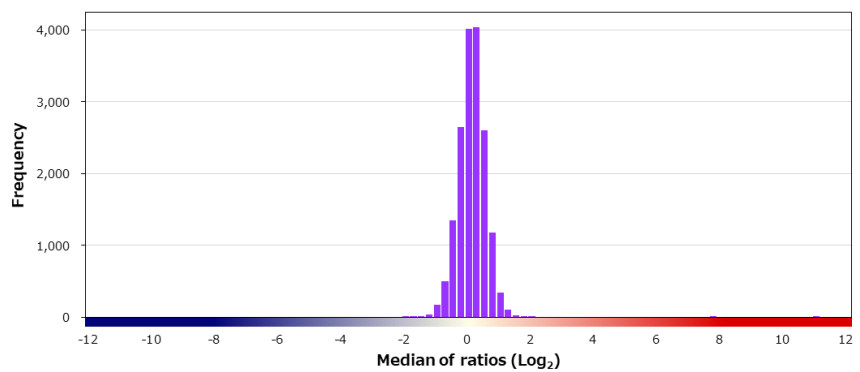
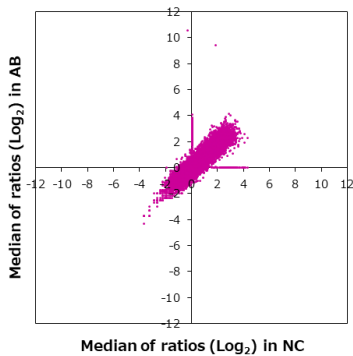
Supplier Biocare Medical		Product code CRM301A	Lot # 12517
Host Rabbit	Clonality Monoclonal	Isotype IgG	Clone SP1
Applications <input type="checkbox"/> WB <input type="checkbox"/> SW <input type="checkbox"/> ELISA <input type="checkbox"/> FCM <input type="checkbox"/> ICC <input type="checkbox"/> IF <input checked="" type="checkbox"/> IHC <input type="checkbox"/> IP <input type="checkbox"/> B/N			
Note			

タンパク質マイクロアレイ (18K)

■ 測定値 (Raw データ) 分布

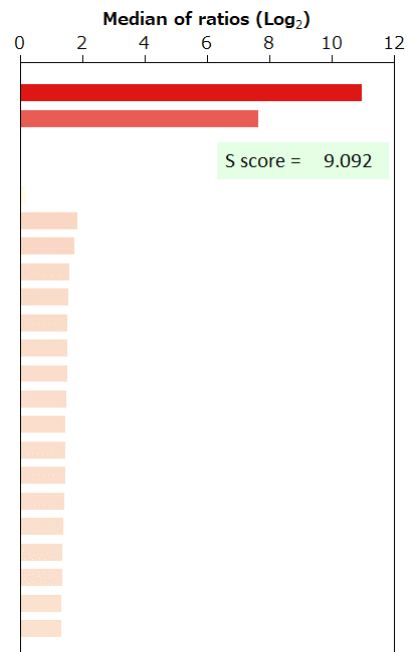


■ 補正值分布



■ 特異性検証

Rank	Gene	Protein	Score
On target			
1	ESR1	NP_001278159.1 (M519T)	10.950
2	ESR1	NP_001278159.1	7.649
Off target			
-	ESR2	NP_001035365.1	0.161
3	EDARADD	NP_665860.2	1.858
4	DNAJB4	NP_008965.2	1.762
5	CYP27C1	NP_001001665.3	1.581
6	WSB1	NP_056441.6	1.565
7	CFAP77	NP_997300.1	1.535
8	IPO5	O00410-2	1.520
9	ZFC3H1	O60293-4	1.511
10	CAGE1	NP_001164163.1	1.491
11	TP53	NP_001263626.1:p.M78I	1.471
12	PCDHAC2	NP_061722.1	1.468
13	IRS2	NP_003740.2	1.463
14	GC	NP_000574.2 (H445R)	1.442
15	SP110	NP_536349.2	1.383
16	PCID2	NP_060856.2	1.366
17	PSTK	Q8IV42-2	1.355
18	SPOCK1	NP_004589.1	1.345
19	TMEM184B	NP_036396.2	1.335



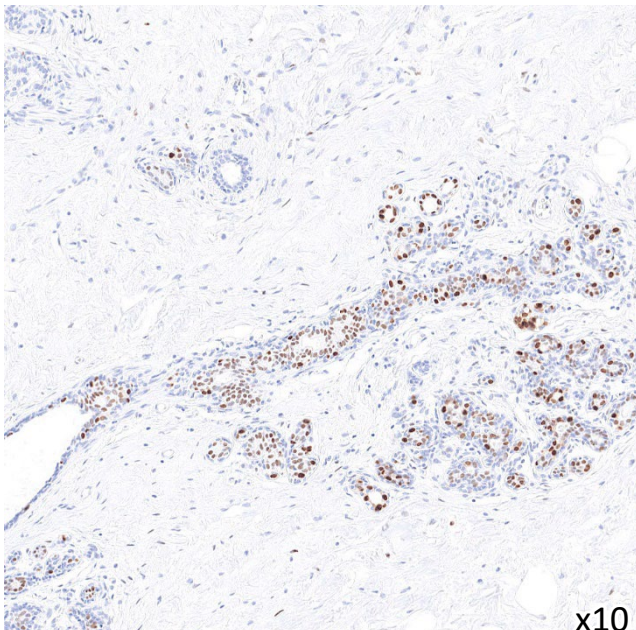
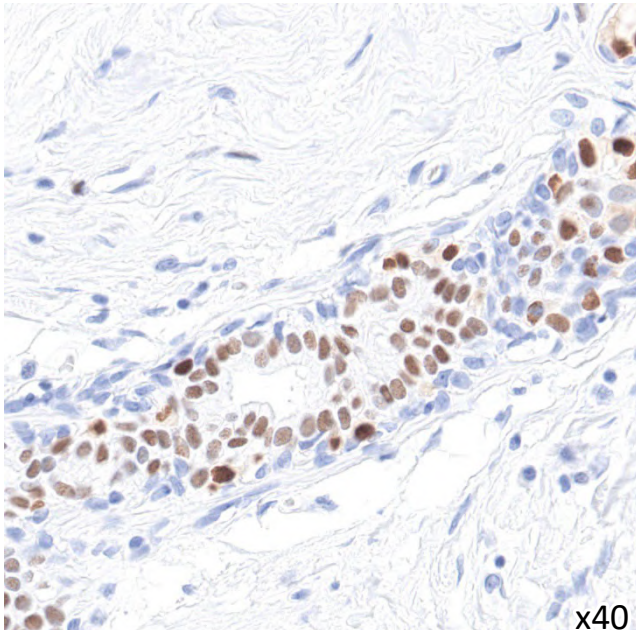
BSA	-	HA peptide	-	6xHis peptide	-	FLAG peptide	-
-----	---	------------	---	---------------	---	--------------	---

免疫組織化学染色

■ 染色に用いた組織標本

Sample ID	Supplier	Organ		
PAT_01649	Provitro	Breast		
Histological diagnosis				
Moderately differentiated invasive and keratinizing squamous cell carcinoma				
Sex	Age	Grade	Stage	TNM
Female	58	G2		T2N1bM0

■ 染色像

HE	IHC
To be updated	 <p>x10</p>
To be updated	 <p>x40</p>