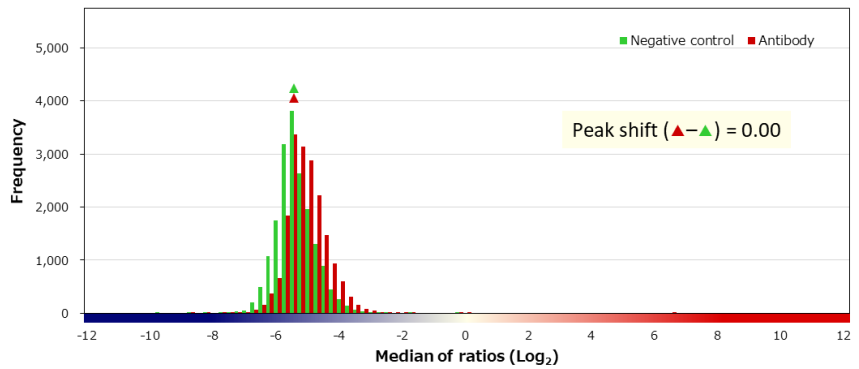
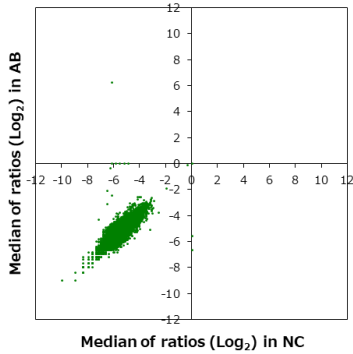


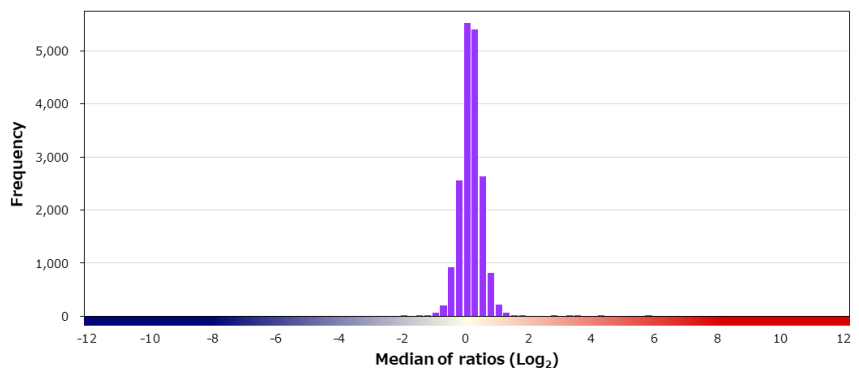
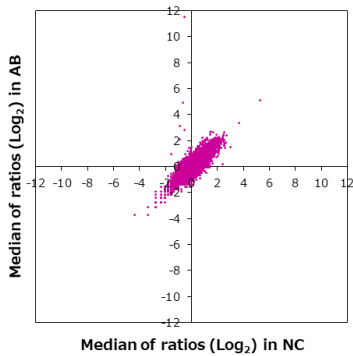
Supplier	Roche		Product code	760-4611		Lot #	V0001565	
Host	Rabbit		Clonality	Monoclonal		Isotype	IgG	
Applications	<input type="checkbox"/> WB	<input type="checkbox"/> SW	<input type="checkbox"/> ELISA	<input type="checkbox"/> FCM	<input type="checkbox"/> ICC	<input type="checkbox"/> IF	<input checked="" type="checkbox"/> IHC	<input type="checkbox"/> IP <input type="checkbox"/> B/N
Note								

タンパク質マイクロアレイ (18K)

■ 測定値 (Raw データ) 分布

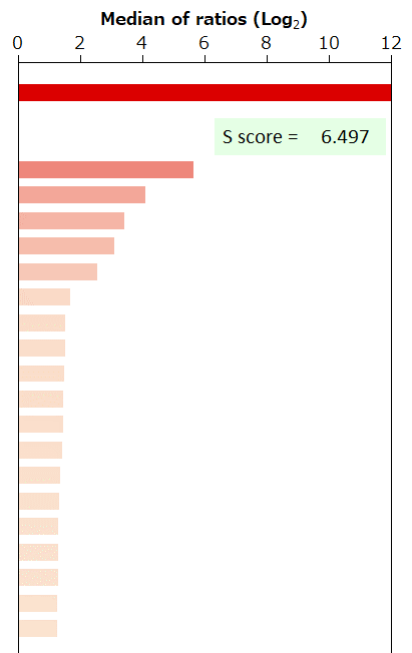


■ 補正值分布



■ 特異性検証

Rank	Gene	Protein	Score
On target			
1	FOXP1	NP_001231741.1	12.129
Off target			
2	PSMD7	NP_002802.2	5.632
3	SDC1	NP_002988.3	4.094
4	EIF4EBP3	NP_003723.1	3.436
5	CDK16	NP_006192.1	3.088
6	ELF2	NP_001263387.1	2.554
7	CCDC27	NP_689705.2 (Q54E/M267T)	1.689
8	WDR26	NP_079436.4	1.532
9	NEU3	NP_006647.3	1.526
10	DTYMK	NP_036277.2	1.483
11	OLIG2	NP_005797.1	1.476
12	DMBX1	NP_671725.1	1.455
13	ELL	NP_006523.1	1.422
14	SH2D4A	NP_071354.2	1.377
15	NFAT5	NP_006590.1	1.324
16	ACBD5	NP_001035938.1	1.310
17	GFAP	NP_001124491.1 (T426V)	1.304
18	GPHN	NP_065857.1	1.300
19	DHX30	NP_619520.1	1.274
19	OR3A1	NP_002541.2 (R125Q)	1.274



BSA	-	HA peptide	-	6xHis peptide	-	FLAG peptide	-	GST	-	MBP	-	Hemocyanin -KLH	-
-----	---	------------	---	---------------	---	--------------	---	-----	---	-----	---	-----------------	---

免疫組織化学染色

■ 染色に用いた組織標本

Sample ID		Supplier		
PAT_01571		ProteoGenex		
Organ		Histological diagnosis		
Stomach		Adenocarcinoma		
Sex	Age	Grade	Stage	TNM
Male	74	G3	IIIB	T4aN0M0

■ 染色像

