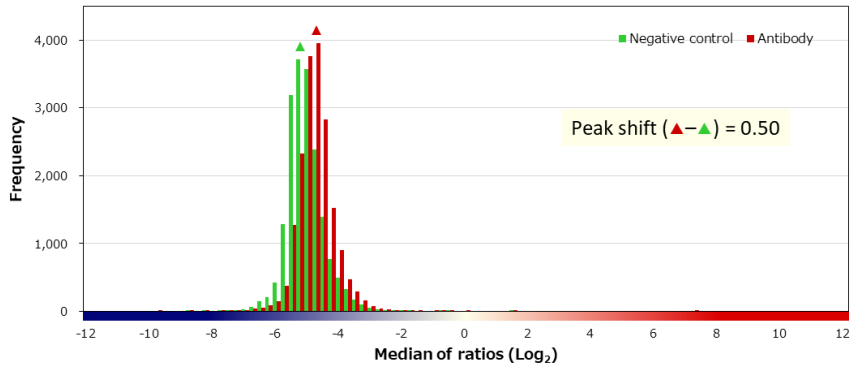
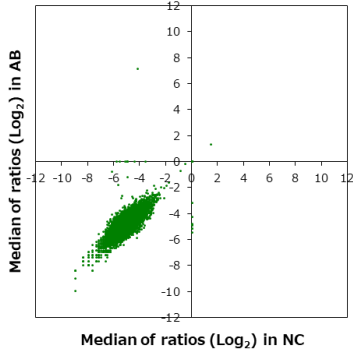


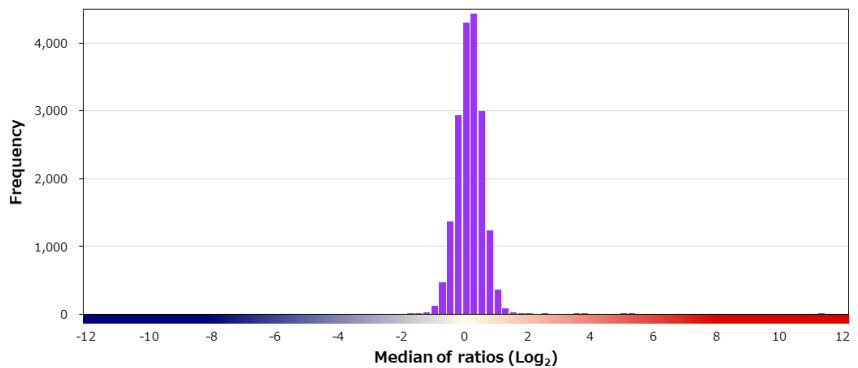
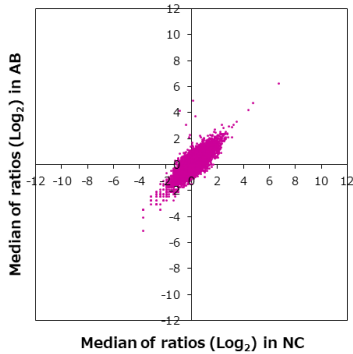
| | | | | | | | |
|--------------|---|-----------|--------------|-----------|-------------|-------|-----|
| Supplier | Santa Cruz | | Product code | sc-365817 | Lot # | H1314 | |
| Host | Mouse | Clonality | Monoclonal | Isotype | IgG1, kappa | Clone | F-2 |
| Applications | <input checked="" type="checkbox"/> WB <input type="checkbox"/> SW <input checked="" type="checkbox"/> ELISA <input type="checkbox"/> FCM <input type="checkbox"/> ICC <input checked="" type="checkbox"/> IF <input checked="" type="checkbox"/> IHC <input checked="" type="checkbox"/> IP <input type="checkbox"/> B/N | | | | | | |
| Note | | | | | | | |

タンパク質マイクロアレイ (18K)

■ 測定値 (Raw データ) 分布

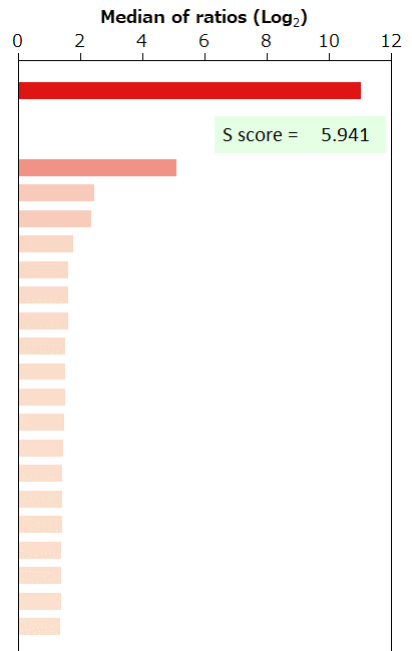


■ 補正值分布



■ 特異性検証

| Rank | Gene | Protein | Score |
|-------------------|-----------|------------------------|--------|
| On target | | | |
| 1 | GOLM1 | NP_057632.2 | 11.031 |
| Off target | | | |
| 2 | BIRC5 | NP_0011159.2 (E129K) | 5.090 |
| 3 | LMO1 | NP_002306.1 | 2.453 |
| 4 | PRTFDC1 | NP_064585.1 | 2.364 |
| 5 | TP53 | NP_001119587.1:p.R141L | 1.773 |
| 6 | PRR23A | NP_001128131.1 | 1.631 |
| 7 | FAM27E3 | Q08E93 | 1.610 |
| 8 | FAM196B | NP_001123363.1 | 1.607 |
| 9 | FAM32A | NP_054796.1 | 1.530 |
| 10 | MAN2A1 | NP_002363.2 | 1.521 |
| 11 | HRAS | NP_005334.1:p.Q61R | 1.513 |
| 12 | LOC152225 | Q0VG73 | 1.495 |
| 13 | IL20 | NP_061194.2 | 1.450 |
| 14 | SCPEP1 | NP_067639.1 | 1.435 |
| 15 | MEOX2 | NP_005915.2 (H80) | 1.427 |
| 16 | EIF4A2 | NP_001958.2 | 1.424 |
| 17 | FAM83D | NP_112181.2 | 1.406 |
| 18 | H1FX | NP_006017.1 | 1.398 |
| 19 | C1QTNF4 | NP_114115.2 | 1.388 |
| 20 | GRAP2 | NP_004801.1 | 1.368 |



| | | | | | | | | | | | | | |
|-----|---|------------|---|---------------|---|--------------|---|-----|---|-----|---|-----------------|---|
| BSA | - | HA peptide | - | 6xHis peptide | - | FLAG peptide | - | GST | - | MBP | - | Hemocyanin -KLH | - |
|-----|---|------------|---|---------------|---|--------------|---|-----|---|-----|---|-----------------|---|

免疫組織化学染色

染色に用いた組織標本

| | | | | |
|-----------|-----|------------------------|-------|---------|
| Sample ID | | Supplier | | |
| PAT_01571 | | ProteoGenex | | |
| Organ | | Histological diagnosis | | |
| Stomach | | Adenocarcinoma | | |
| Sex | Age | Grade | Stage | TNM |
| Male | 74 | G3 | IIIB | T4aN0M0 |

染色像

