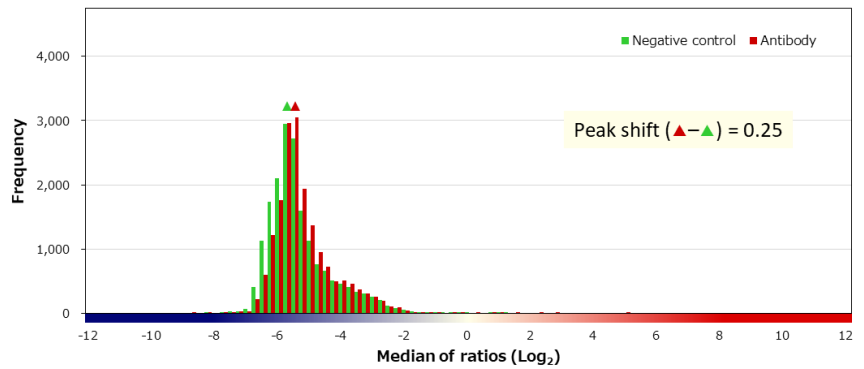
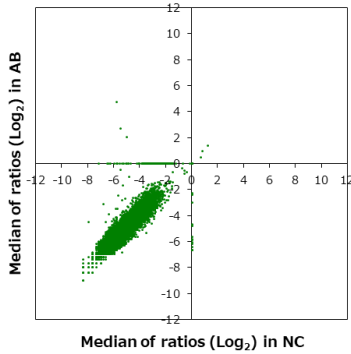


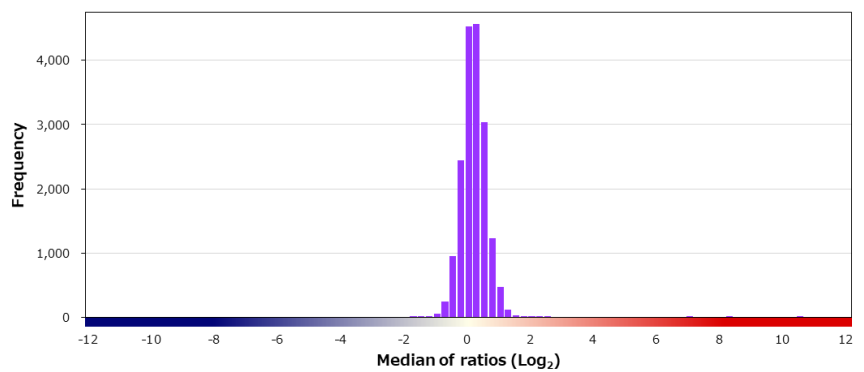
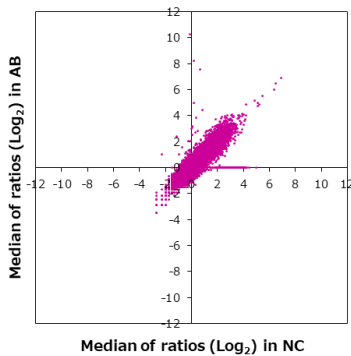
Supplier Cell Signaling Technology		Product code 12968P	Lot # 2
Host Rabbit	Clonality Monoclonal	Isotype IgG	Clone D4S7D
Applications			
<input checked="" type="checkbox"/> WB	<input type="checkbox"/> SW	<input type="checkbox"/> ELISA	<input type="checkbox"/> FCM
<input type="checkbox"/> ICC	<input checked="" type="checkbox"/> IF	<input checked="" type="checkbox"/> IHC	<input checked="" type="checkbox"/> IP
<input type="checkbox"/> B/N			
Note			

タンパク質マイクロアレイ (18K)

測定値 (Raw データ) 分布

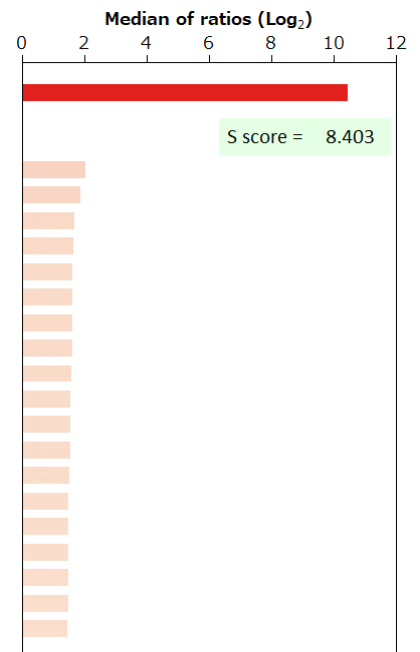


補正值分布



特異性検証

Rank	Gene	Protein	Score
On target			
1	GPRC5A	NP_003970.1	10.444
Off target			
2	DTNA	NP_001185871.1	2.041
3	KCNK5	NP_003731.1	1.881
4	ZFP91	NP_001183980.1 (V37I)	1.674
5	VPS37D	NP_001071089.1	1.665
6	TFG-ALK	T3;A20	1.619
7	MAST1	NP_055790.1	1.617
8	CALML5	NP_059118.2 (S58G/K74R)	1.608
9	TAGLN2	NP_003555.1	1.607
10	XIAP	NP_001158.2	1.582
11	SMARCE1	NP_003070.3	1.566
12	GABARAPL1	NP_113600.1	1.557
13	AVP	NP_000481.2	1.548
14	C3AR1	NP_004045.1	1.530
15	SACM1L	NP_001306001.1	1.509
15	BOP1	NP_056016.1	1.509
17	BIN3	NP_061158.1	1.496
18	TPD52L2	NP_003279.2	1.494
19	MYL3	NP_000249.1	1.482
20	TSR1	NP_060598.3 (S386G)	1.478



BSA	-	HA peptide	-	6xHis peptide	-	FLAG peptide	-
-----	---	------------	---	---------------	---	--------------	---

免疫組織化学染色

■ 染色に用いた組織標本

Sample ID		Supplier		
PAT_01571		ProteoGenex		
Organ		Histological diagnosis		
Stomach		Adenocarcinoma		
Sex	Age	Grade	Stage	TNM
Male	74	G3	IIIB	T4aNOM0

■ 染色像

