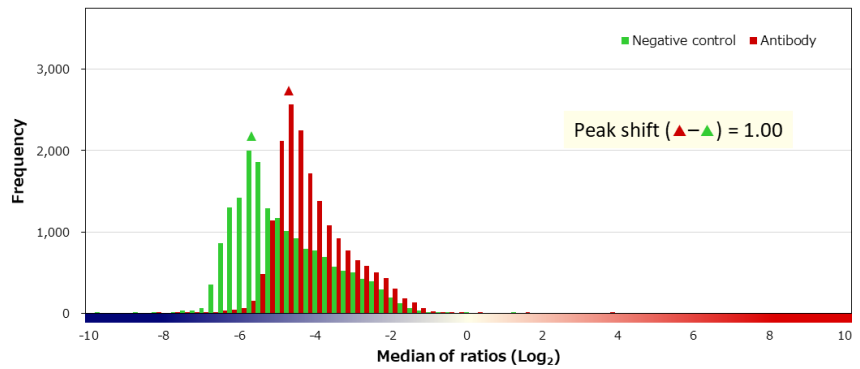
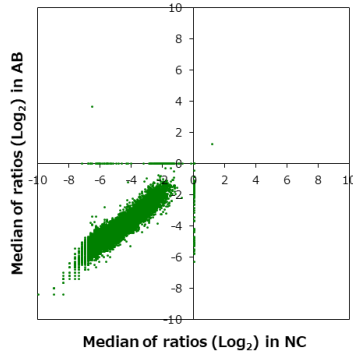


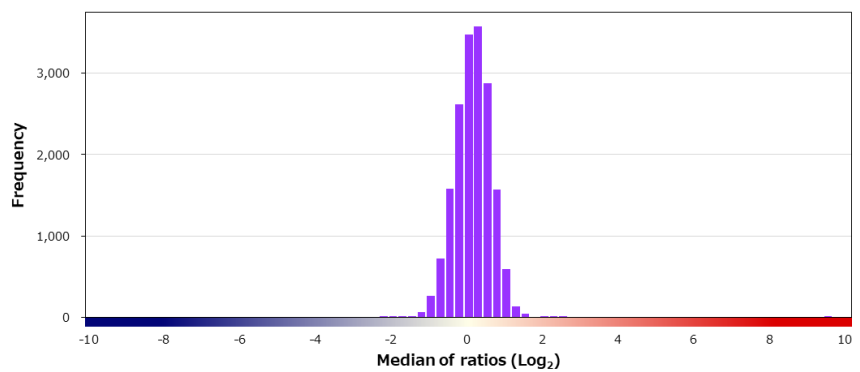
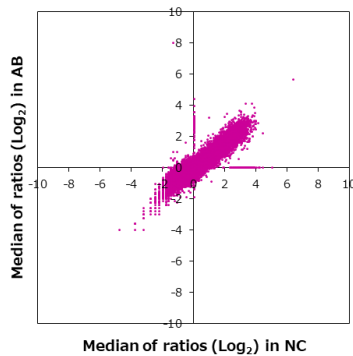
Supplier	Product code		Lot #
Agilent	M081901		20030240
Host	Clonality	Isotype	Clone
Mouse	Monoclonal	IgG1, kappa	JC159
Applications			
<input type="checkbox"/> WB	<input type="checkbox"/> SW	<input type="checkbox"/> ELISA	<input type="checkbox"/> FCM
<input type="checkbox"/> ICC	<input type="checkbox"/> IF	<input checked="" type="checkbox"/> IHC	<input type="checkbox"/> IP
<input type="checkbox"/> B/N			
Note			

## タンパク質マイクロアレイ (18K)

### 測定値 (Raw データ) 分布

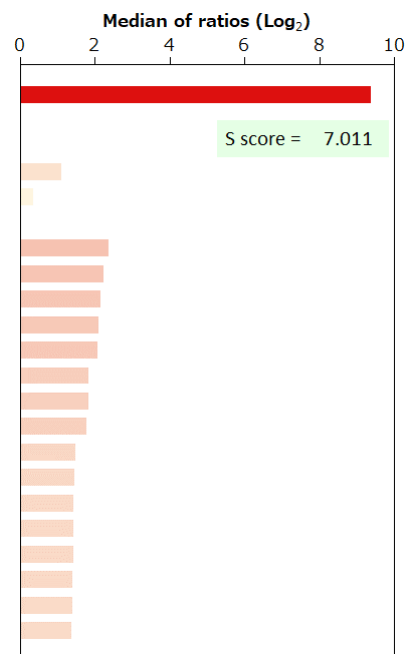


### 補正值分布



### 特異性検証

Rank	Gene	Protein	Score
<b>On target</b>			
1	GYPA	NP_002090.4 (E13A)	9.374
<b>Off target</b>			
-	GYPE	NP_002093.2	1.116
-	GYPB	NP_002091.3 (T48M)	0.360
-	GYPC	NP_002092.1	-0.640
2	GALM	NP_620156.1	2.363
3	ZMYND19	NP_612471.1	2.240
4	MPPED2	NP_001575.1	2.165
5	COQ10A	Q96MF6-2	2.092
6	ADPGK	NP_112574.3	2.071
7	VAPA	NP_919415.2	1.847
8	WHSC1L1	NP_075447.1	1.830
9	NEBL	NP_998734.1	1.786
10	TP53	NP_001263626.1:p.C79F	1.500
11	CREB3L2	Q70SY1-2	1.453
12	TMEM237	NP_689601.2	1.432
13	IFNG	NP_000610.2	1.425
13	FAM156A/FAM156B	NP_054857.2/NP_001093154.1	1.425
15	FAU	NP_001988.1	1.405
16	COPE	NP_955474.1	1.393
17	SNX18	NP_001096045.1	1.381



BSA	-	HA peptide	-	6xHis peptide	-	FLAG peptide	-
-----	---	------------	---	---------------	---	--------------	---

## 免疫組織化学染色

### 染色に用いた組織標本

Sample ID		Supplier		
PAT_01571		ProteoGenex		
Organ		Histological diagnosis		
Stomach		Adenocarcinoma		
Sex	Age	Grade	Stage	TNM
Male	74	G3	IIIB	T4aNOM0

### 染色像

