

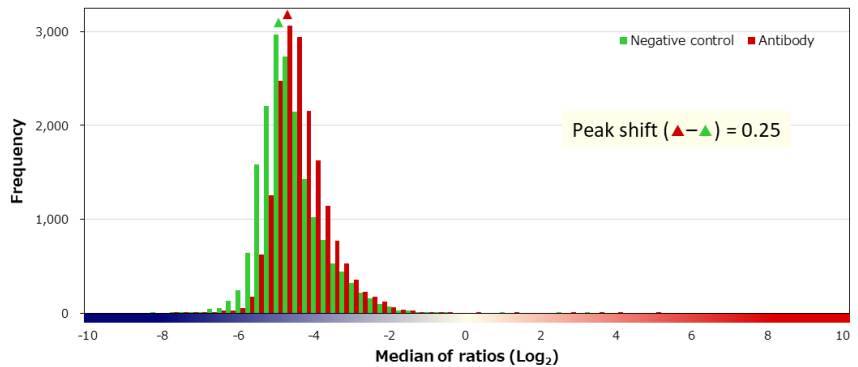
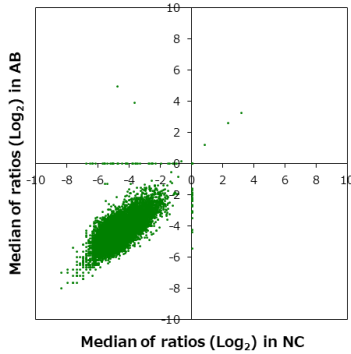
IL2RA (CD25)

interleukin 2 receptor subunit alpha

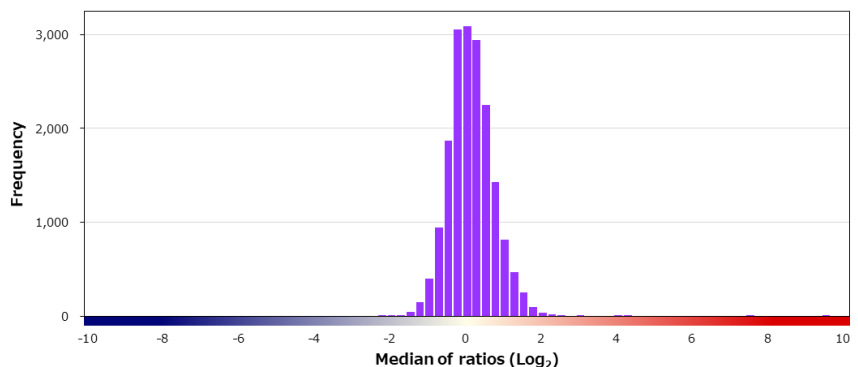
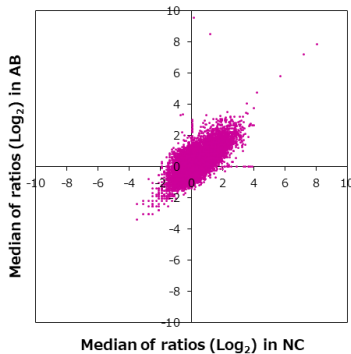
| | | | |
|------------------------------|-----------------------------|---|------------------------------|
| Supplier | Product code | | Lot # |
| Leica | PA0305 | | 66006 |
| Host | Clonality | Isotype | Clone |
| Mouse | Monoclonal | IgG2b | 4C9 |
| Applications | | | |
| <input type="checkbox"/> WB | <input type="checkbox"/> SW | <input type="checkbox"/> ELISA | <input type="checkbox"/> FCM |
| <input type="checkbox"/> ICC | <input type="checkbox"/> IF | <input checked="" type="checkbox"/> IHC | <input type="checkbox"/> IP |
| <input type="checkbox"/> B/N | | | |
| Note | | | |

タンパク質マイクロアレイ (18K)

測定値 (Raw データ) 分布

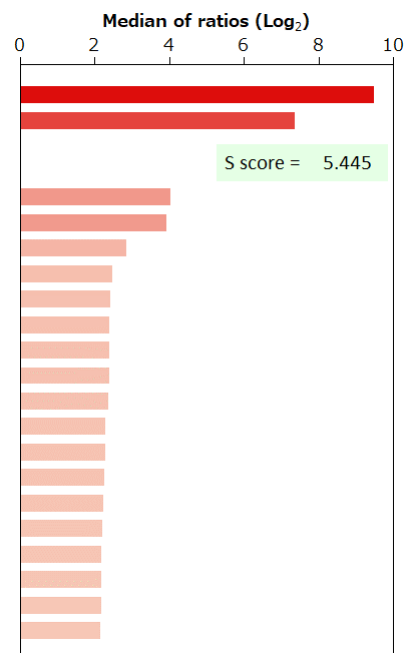


補正值分布



特異性検証

| Rank | Gene | Protein | Score |
|-------------------|---------------------|-------------------------------|-------|
| On target | | | |
| 1 | IL2RA | NP_000408.1 (T91M) | 9.472 |
| 2 | IL2RA | NP_000408.1 | 7.357 |
| Off target | | | |
| 3 | FAM181A | NP_001194000.1 | 4.027 |
| 4 | TMBIM1 | NP_071435.2 | 3.931 |
| 5 | DNAJB6 | O75190-4 | 2.865 |
| 6 | UPK3BL/LOC107983993 | NP_001107875.1/XP_016868385.1 | 2.487 |
| 7 | MYOCD | NP_001139784.1 | 2.431 |
| 8 | CST4 | NP_001890.1 | 2.399 |
| 9 | CDH13 | NP_001207418.1 | 2.394 |
| 10 | PLD5 | NP_001182741.1 | 2.394 |
| 11 | CCDC157 | NP_001017437.2 | 2.364 |
| 12 | TMEM151A | NP_694998.1 | 2.294 |
| 13 | SLC35B2 | NP_835361.1 | 2.279 |
| 14 | TP53 | NP_001119586.1:p.C238F | 2.265 |
| 15 | CEACAM6 | NP_002474.4 | 2.249 |
| 16 | PNRC1 | NP_006804.1 | 2.217 |
| 17 | C19orf73 | NP_060581.2 (S106G) | 2.187 |
| 18 | CTSG | NP_001902.1 | 2.180 |
| 19 | UQCRB | NP_006285.1 | 2.176 |
| 20 | FAM120AOS | NP_942138.2 (L22F/K241E) | 2.147 |



| | | | | | | | | | | | | | |
|-----|---|------------|---|---------------|---|--------------|---|-----|---|-----|---|-----------------|---|
| BSA | - | HA peptide | - | 6xHis peptide | - | FLAG peptide | - | GST | - | MBP | - | Hemocyanin -KLH | - |
|-----|---|------------|---|---------------|---|--------------|---|-----|---|-----|---|-----------------|---|

免疫組織化学染色

染色に用いた組織標本

| | | | | |
|-----------|-----|------------------------|-------|---------|
| Sample ID | | Supplier | | |
| PAT_01571 | | ProteoGenex | | |
| Organ | | Histological diagnosis | | |
| Stomach | | Adenocarcinoma | | |
| Sex | Age | Grade | Stage | TNM |
| Male | 74 | G3 | IIIB | T4aNOM0 |

染色像

