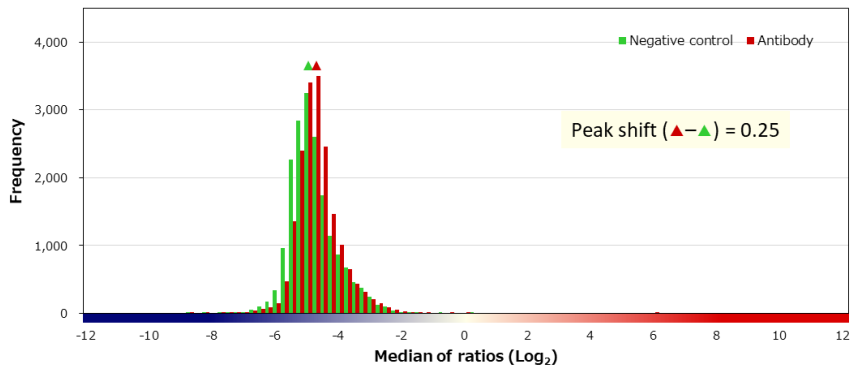
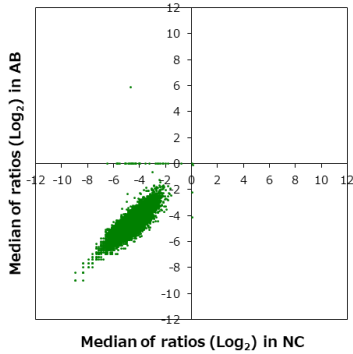


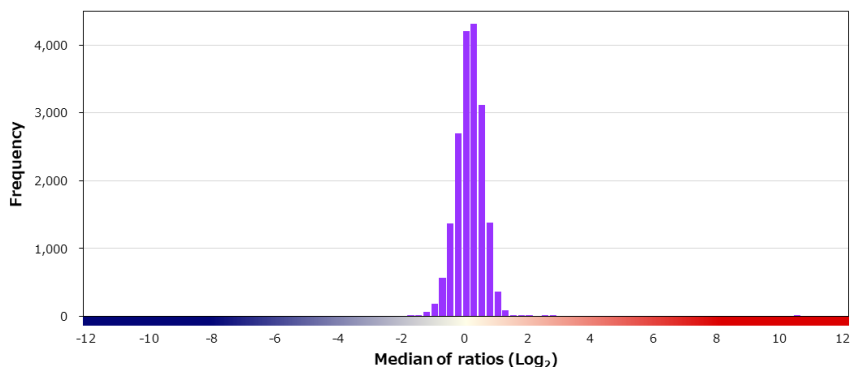
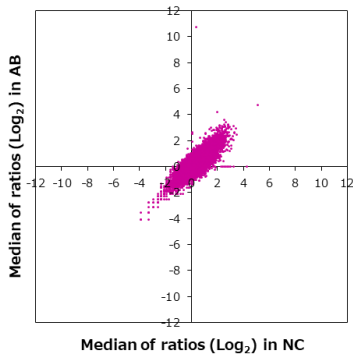
Supplier	Roche		Product code	760-6082		Lot #	V0001932		
Host	Rabbit		Clonality	Monoclonal		Isotype	IgG		
Applications	<input type="checkbox"/> WB	<input type="checkbox"/> SW	<input type="checkbox"/> ELISA	<input type="checkbox"/> FCM	<input type="checkbox"/> ICC	<input type="checkbox"/> IF	<input checked="" type="checkbox"/> IHC	<input type="checkbox"/> IP	<input type="checkbox"/> B/N
Note									

### タンパク質マイクロアレイ (18K)

#### 測定値 (Raw データ) 分布

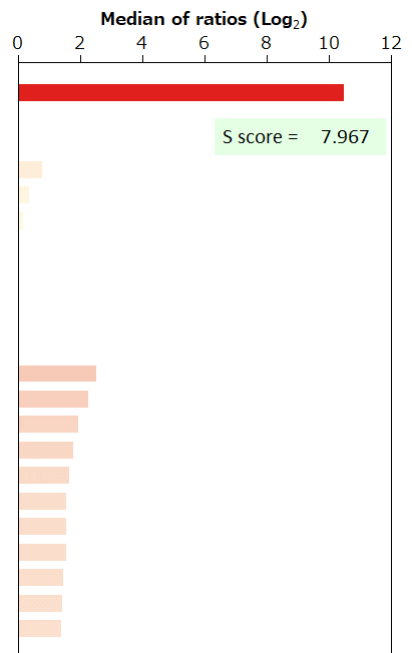


#### 補正值分布



#### 特異性検証

Rank	Gene	Protein	Score
<b>On target</b>			
1	IRF4	NP_002451.2	10.478
<b>Off target</b>			
-	IRF3	NP_001184051.1	0.793
-	IRF1	NP_002189.1	0.356
-	IRF9	NP_006075.3	0.189
-	IRF2	NP_002190.2	-0.083
-	IRF8	NP_002154.1 (K88R)	-0.179
-	IRF5	NP_116032.1	-0.259
-	IRF6	NP_001193625.1 (V179I)	-0.303
-	IRF7	NP_004022.2	-1.231
2	BLOC1S5	NP_958437.1	2.511
3	RNF103	NP_005658.1	2.268
4	MBD6	NP_443129.3	1.935
5	HGS	NP_004703.1	1.774
6	ZNF251	NP_612376.1	1.652
7	TNFRSF18	NP_004186.1	1.566
8	P4HB	NP_000909.2	1.553
9	TREX1	NP_057465.1	1.544
10	ENDOG	NP_004426.2 (S12L)	1.474
11	PRSS57	NP_999875.1	1.419
12	BVES	NP_009004.2	1.403



BSA	-	HA peptide	-	6xHis peptide	-	FLAG peptide	-	GST	-	MBP	-	Hemocyanin -KLH	-
-----	---	------------	---	---------------	---	--------------	---	-----	---	-----	---	-----------------	---

## 免疫組織化学染色

### 染色に用いた組織標本

Sample ID		Supplier		
PAT_01571		ProteoGenex		
Organ		Histological diagnosis		
Stomach		Adenocarcinoma		
Sex	Age	Grade	Stage	TNM
Male	74	G3	IIIB	T4aN0M0

### 染色像

