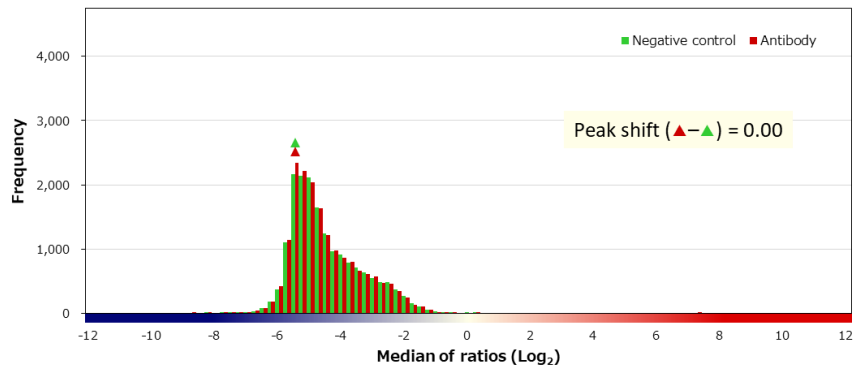
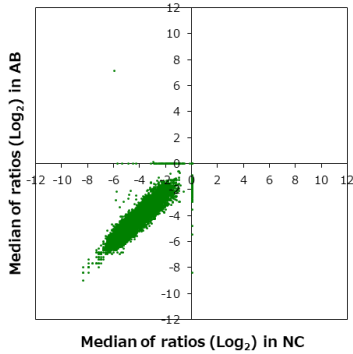


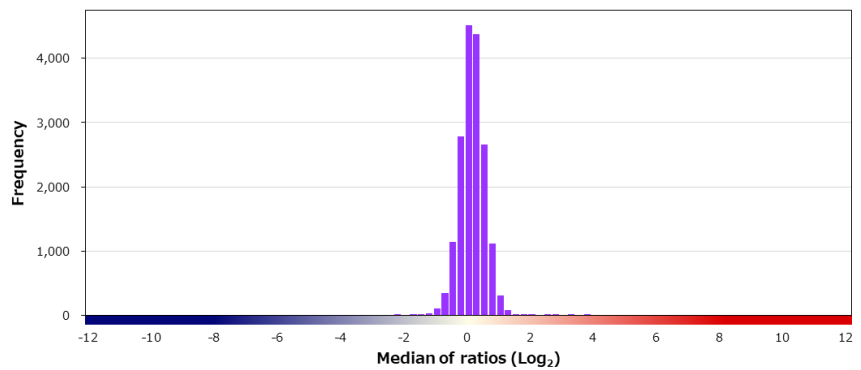
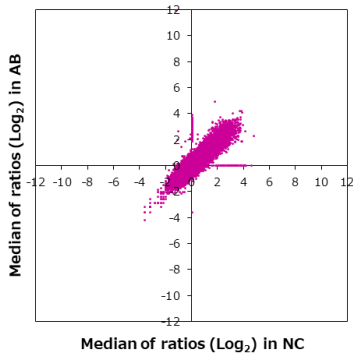
Supplier Spring Biosciences		Product code M6300	Lot # 160602B
Host Rabbit	Clonality Monoclonal	Isotype IgG	Clone SP330
Applications <input checked="" type="checkbox"/> WB <input type="checkbox"/> SW <input type="checkbox"/> ELISA <input checked="" type="checkbox"/> FCM <input type="checkbox"/> ICC <input type="checkbox"/> IF <input type="checkbox"/> IHC <input type="checkbox"/> IP <input type="checkbox"/> B/N			
Note			

**タンパク質マイクロアレイ (18K)**

■ 測定値 (Raw データ) 分布

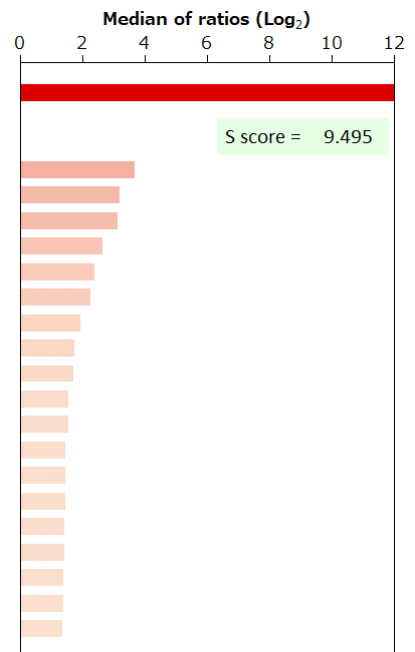


■ 補正值分布



■ 特異性検証

Rank	Gene	Protein	Score
<b>On target</b>			
1	ITGAM	BAG54538.1	13.188
<b>Off target</b>			
2	CTNNB1	NP_001895.1	3.693
3	MKRN9P	Q6NVV0	3.186
4	TMEM126A	NP_115649.1	3.125
5	EREG	NP_001423.1	2.665
6	PHAX	NP_115553.2	2.387
7	MKRN1	NP_038474.2	2.265
8	GRIK4	NP_055434.2	1.954
9	KCNH5	NP_647479.2 (A745T)	1.746
10	DNAJB1	NP_006136.1	1.707
11	TIA1	NP_071505.2	1.558
12	NUP153	NP_005115.2 (D90N/V381F)	1.551
13	GNA11	NP_002058.2:p.R183C	1.466
14	GINS4	NP_115712.1	1.454
15	STAT5A	NP_001275648.1	1.450
16	RALBP1	NP_006779.1	1.424
17	DSG1	Q02413-2	1.424
18	TYSND1	NP_775826.2 (T65A)	1.406
19	STX18	NP_058626.1	1.391
20	YAE1D1	NP_064577.1	1.377



BSA	-	HA peptide	-	6xHis peptide	-	FLAG peptide	-
-----	---	------------	---	---------------	---	--------------	---

免疫組織化学染色

染色に用いた組織標本

Sample ID		Supplier		
PAT_01571		ProteoGenex		
Organ		Histological diagnosis		
Stomach		Adenocarcinoma		
Sex	Age	Grade	Stage	TNM
Male	74	G3	IIIB	T4aN0M0

染色像

