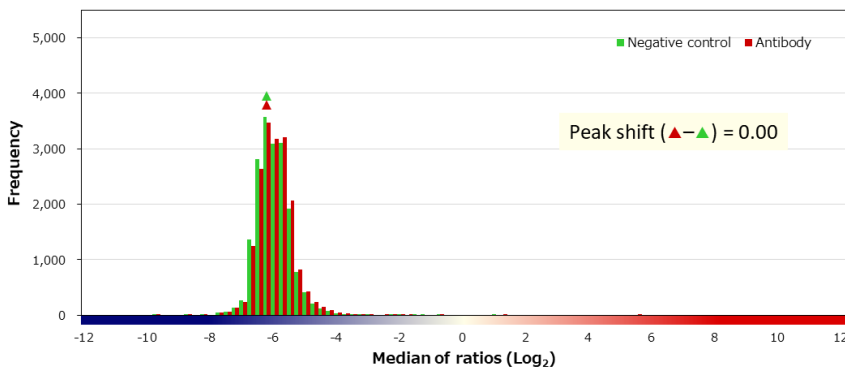
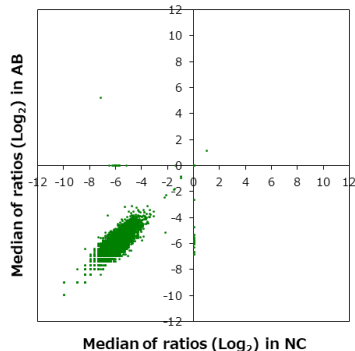


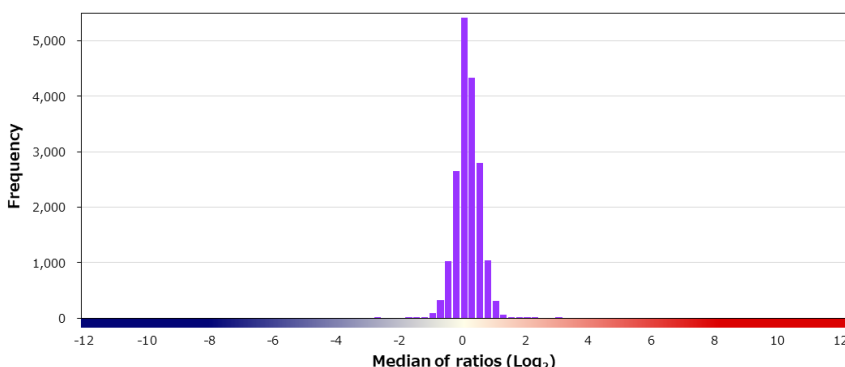
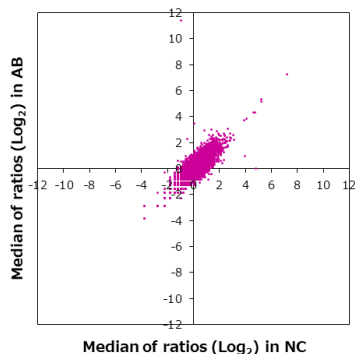
Supplier	Roche		Product code	760-4281		Lot #	V0001943	
Host	Mouse		Clonality	Monoclonal		Isotype	IgG1	
Applications	<input type="checkbox"/> WB	<input type="checkbox"/> SW	<input type="checkbox"/> ELISA	<input type="checkbox"/> FCM	<input type="checkbox"/> ICC	<input type="checkbox"/> IF	<input checked="" type="checkbox"/> IHC	<input type="checkbox"/> IP <input type="checkbox"/> B/N
Note								

タンパク質マイクロアレイ (18K)

■ 測定値 (Raw データ) 分布

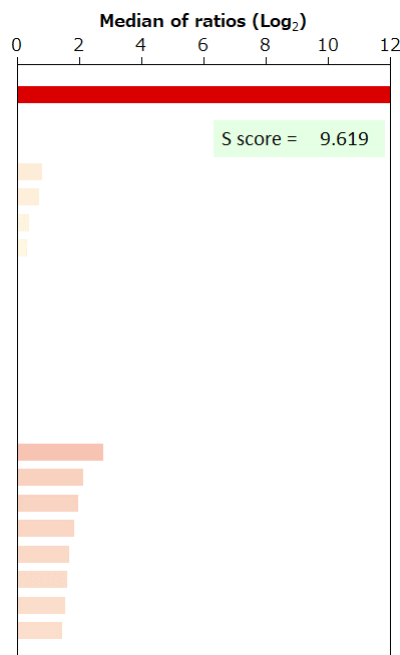


■ 補正值分布



■ 特異性検証

Rank	Gene	Protein	Score
On target			
1	KRT19	NP_002267.2 (A60G)	12.400
Off target			
-	KRT1	NP_006112.3	0.821
-	KRT6A	NP_005545.1	0.732
-	KRT17	NP_000413.1	0.414
-	KRT8	NP_002264.1	0.321
-	KRT7	NP_005547.3 (H186R/G364A)	-0.027
-	KRT14	NP_000517.2	-0.027
-	KRT18	NP_000215.1	-0.101
-	KRT4	P19013	-0.120
-	KRT20	NP_061883.1 (S129N)	-0.126
-	KRT10	NP_000412.3 (H487Y)	-0.158
-	KRT5	NP_000415.2 (S528G/G543S)	-0.529
2	SSBP3	NP_663768.1	2.781
3	SH3RF1	NP_065921.2	2.137
4	R3HDM1	NP_056176.2	1.973
5	FBXL7	NP_036436.1	1.848
6	RNF17	NP_112567.2 (N1110K)	1.686
7	OPRD1	NP_000902.3	1.611
8	DYRK4	NP_003836.1	1.558
9	JAK1	NP_002218.2	1.462



BSA	-	HA peptide	-	6xHis peptide	-	FLAG peptide	-	GST	-	MBP	-	Hemocyanin -KLH	-
-----	---	------------	---	---------------	---	--------------	---	-----	---	-----	---	-----------------	---

免疫組織化学染色

染色に用いた組織標本

Sample ID		Supplier		
PAT_01571		ProteoGenex		
Organ		Histological diagnosis		
Stomach		Adenocarcinoma		
Sex	Age	Grade	Stage	TNM
Male	74	G3	IIIB	T4aN0M0

染色像

