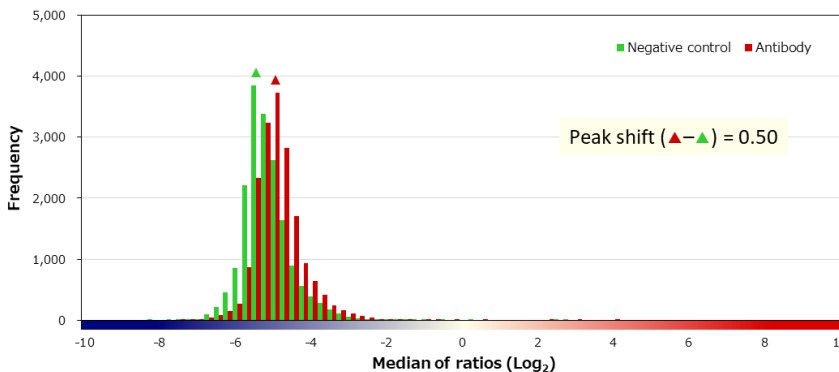
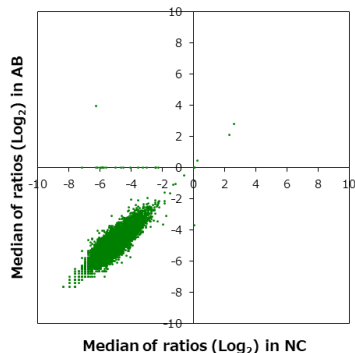


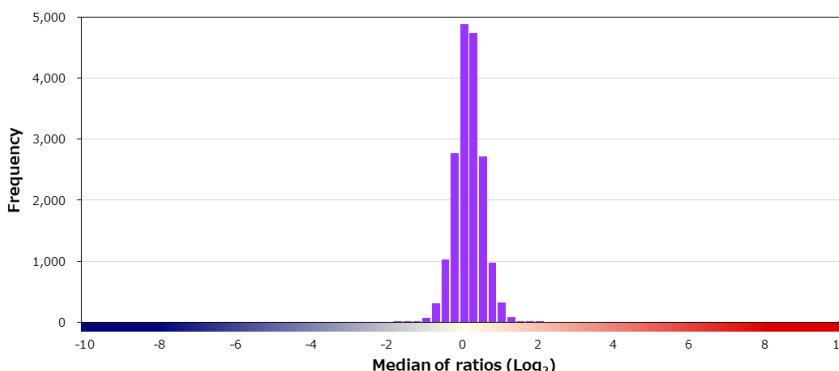
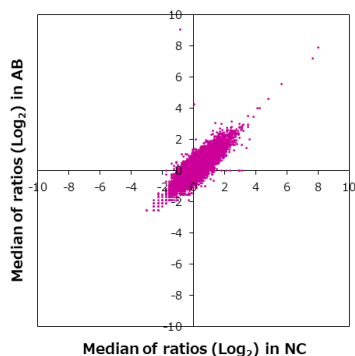
Supplier Leica	Product code PA0799	Lot # 65726
Host Mouse	Clonality Monoclonal	Isotype IgG1
Applications <input type="checkbox"/> WB <input type="checkbox"/> SW <input type="checkbox"/> ELISA <input type="checkbox"/> FCM <input type="checkbox"/> ICC <input type="checkbox"/> IF <input checked="" type="checkbox"/> IHC <input type="checkbox"/> IP <input type="checkbox"/> B/N		
Note		

## タンパク質マイクロアレイ (18K)

### 測定値 (Raw データ) 分布

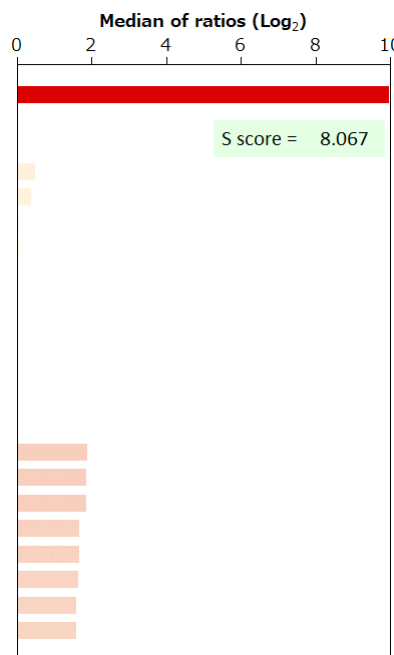


### 補正值分布



### 特異性検証

Rank	Gene	Protein	Score
<b>On target</b>			
1	KRT19	NP_002267.2 (A60G)	9.956
<b>Off target</b>			
-	KRT20	NP_061883.1 (S129N)	0.497
-	KRT14	NP_000517.2	0.382
-	KRT10	NP_000412.3 (H487Y)	0.077
-	KRT7	NP_005547.3 (H186R/G364A)	0.056
-	KRT1	NP_006112.3	-0.010
-	KRT17	NP_000413.1	-0.226
-	KRT18	NP_000215.1	-0.238
-	KRT8	NP_002264.1	-0.281
-	KRT6B	NP_005546.2	-0.342
-	KRT5	NP_000415.2 (S528G/G543S)	-0.374
-	KRT6C	NP_775109.2 (R182Q)	-0.388
2	EIF3J	NP_003749.2	1.889
3	FAM179B	NP_055906.2	1.871
4	LATS2	NP_055387.2	1.866
5	FUT7	NP_004470.1	1.686
6	CRACR2A	NP_116069.1	1.684
7	HIPK1	NP_938009.1	1.652
8	RBM14-RBM4	NP_001185774.1	1.594
9	GNAI3	NP_006487.1	1.586



BSA	-	HA peptide	-	6xHis peptide	-	FLAG peptide	-	GST	-	MBP	-	Hemocyanin -KLH	-
-----	---	------------	---	---------------	---	--------------	---	-----	---	-----	---	-----------------	---

免疫組織化学染色

■ 染色に用いた組織標本

Sample ID		Supplier		
PAT_01571		ProteoGenex		
Organ		Histological diagnosis		
Stomach		Adenocarcinoma		
Sex	Age	Grade	Stage	TNM
Male	74	G3	IIIB	T4aN0M0

■ 染色像

