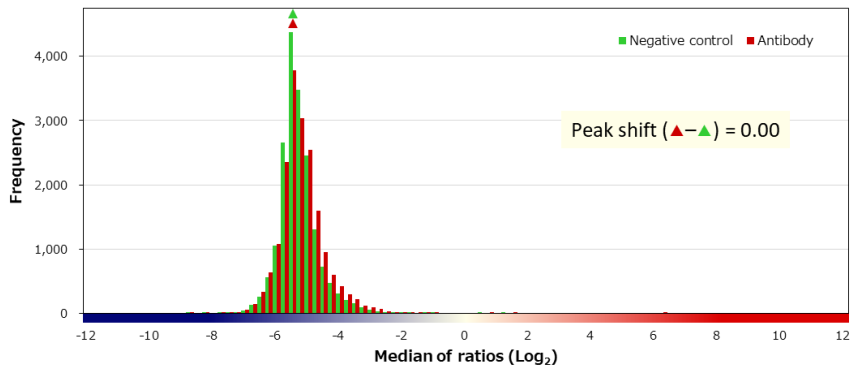
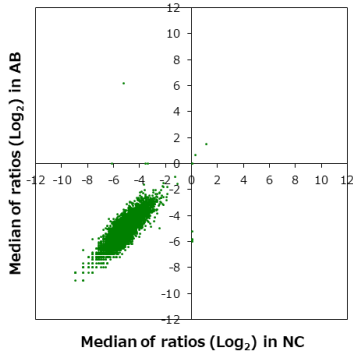


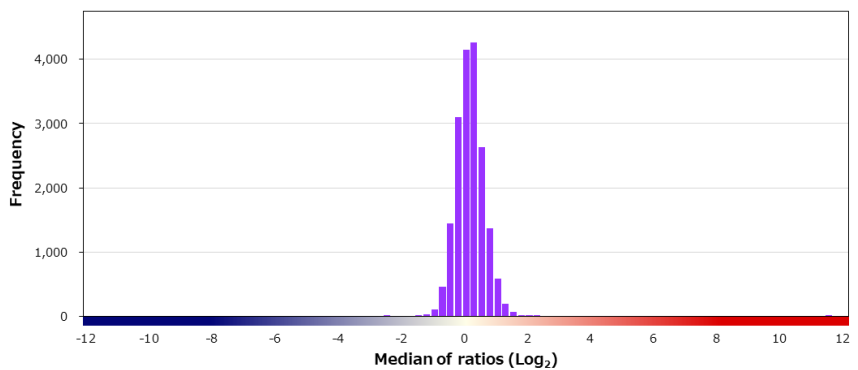
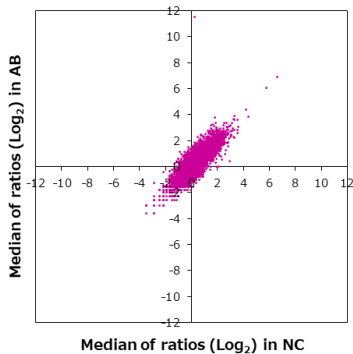
Supplier	Product code		Lot #
Roche	790-4431		F20061
Host	Clonality	Isotype	Clone
Rabbit	Monoclonal		SP33
Applications			
<input type="checkbox"/> WB	<input type="checkbox"/> SW	<input type="checkbox"/> ELISA	<input type="checkbox"/> FCM
<input type="checkbox"/> ICC	<input type="checkbox"/> IF	<input checked="" type="checkbox"/> IHC	<input type="checkbox"/> IP
<input type="checkbox"/> B/N			
Note			

タンパク質マイクロアレイ (18K)

■ 測定値 (Raw データ) 分布

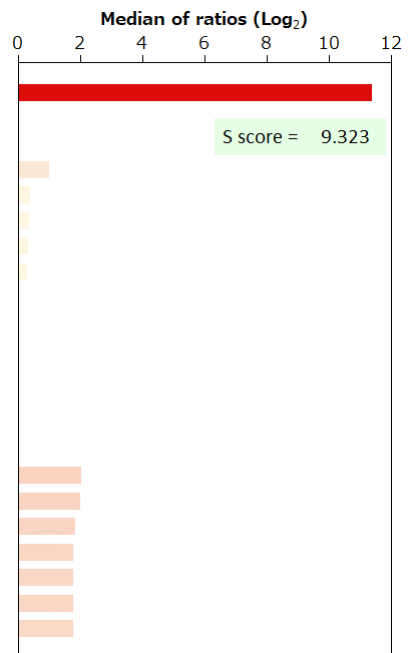


■ 補正值分布



■ 特異性検証

Rank	Gene	Protein	Score
On target			
1	KRT20	NP_061883.1 (S129N)	11.379
Off target			
-	KRT10	NP_000412.3 (H487Y)	1.006
-	KRT7	NP_005547.3 (H186R/G364A)	0.388
-	KRT6C	NP_775109.2 (R182Q)	0.355
-	KRT6A	NP_005545.1	0.336
-	KRT19	NP_002267.2 (A60G)	0.288
-	KRT17	NP_000413.1	-0.003
-	KRT1	NP_006112.3	-0.181
-	KRT6B	NP_005546.2	-0.282
-	KRT18	NP_000215.1	-0.323
-	KRT5	NP_000415.2 (S528G/G543S)	-0.323
-	KRT8	NP_002264.1	-0.397
-	KRT14	NP_000517.2	-0.645
2	MFSD8	NP_689991.1 (A423V)	2.056
3	TP53	NP_001119588.1:p.E153K	2.021
4	FOXO3	NP_001446.1	1.844
5	SMIM5	NP_001156467.1	1.788
6	TAPBPL	NP_060479.3 (M146V/G151R/T165A)	1.786
7	SIRT1	NP_036370.2	1.780
8	PDGFRA	NP_006197.1 (S478P)	1.770



BSA	-	HA peptide	-	6xHis peptide	-	FLAG peptide	-	GST	-	MBP	-	Hemocyanin -KLH	-
-----	---	------------	---	---------------	---	--------------	---	-----	---	-----	---	-----------------	---

免疫組織化学染色

■ 染色に用いた組織標本

Sample ID		Supplier		
PAT_01571		ProteoGenex		
Organ		Histological diagnosis		
Stomach		Adenocarcinoma		
Sex	Age	Grade	Stage	TNM
Male	74	G3	IIIB	T4aNOM0

■ 染色像

