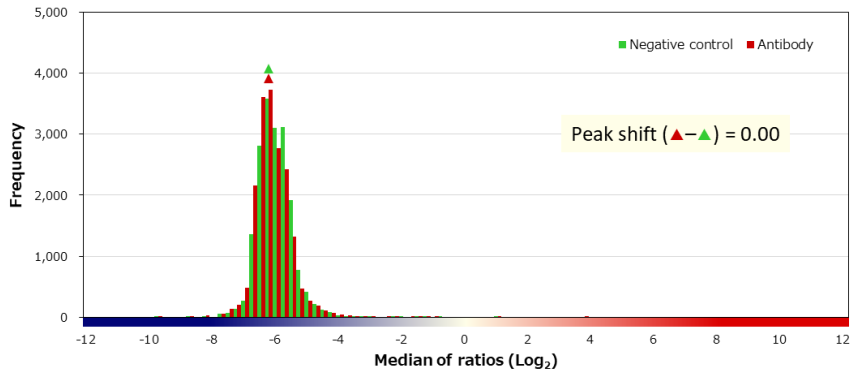
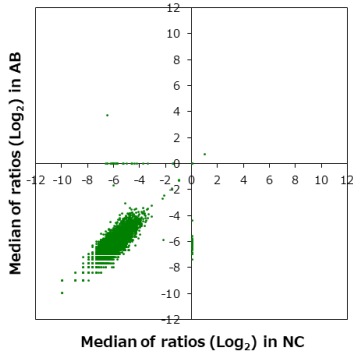


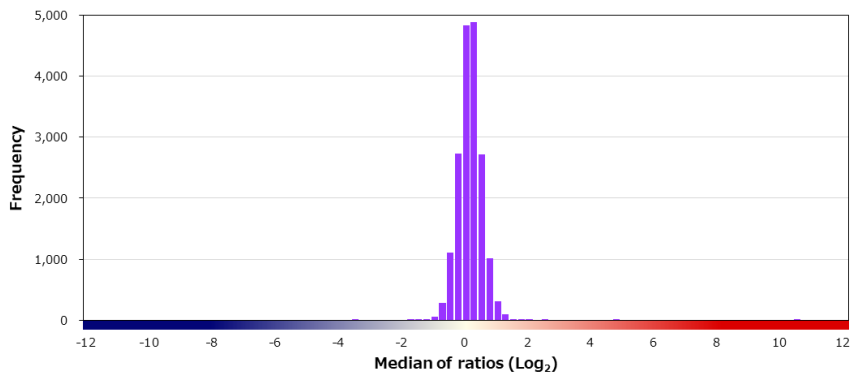
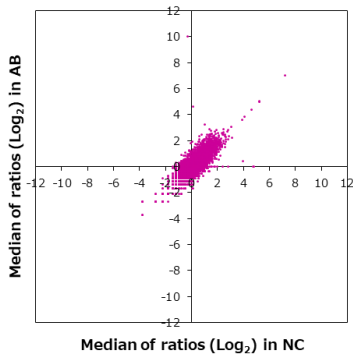
Supplier	Roche		Product code	790-4555		Lot #	F20902		
Host	Mouse		Clonality	Monoclonal		Isotype	IgG		
Applications	<input type="checkbox"/> WB <input type="checkbox"/> SW <input type="checkbox"/> ELISA <input type="checkbox"/> FCM <input type="checkbox"/> ICC <input type="checkbox"/> IF <input checked="" type="checkbox"/> IHC <input type="checkbox"/> IP <input type="checkbox"/> B/N		Clone						CAM5.2
Note									

タンパク質マイクロアレイ (18K)

■ 測定値 (Raw データ) 分布

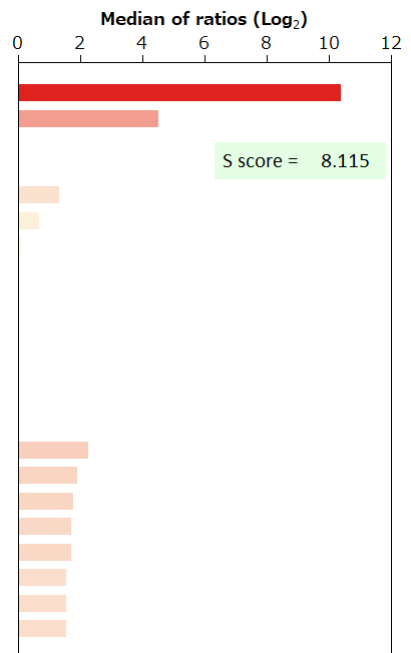


■ 補正值分布



■ 特異性検証

Rank	Gene	Protein	Score
On target			
1	KRT8	NP_002264.1	10.372
2	KRT7	NP_005547.3 (H186R/G364A)	4.526
Off target			
-	KRT1	NP_006112.3	1.335
-	KRT6A	NP_005545.1	0.681
-	KRT4	P19013	0.134
-	KRT18	NP_000215.1	-0.018
-	KRT20	NP_061883.1 (S129N)	-0.073
-	KRT17	NP_000413.1	-0.089
-	KRT14	NP_000517.2	-0.089
-	KRT19	NP_002267.2 (A60G)	-0.089
-	KRT10	NP_000412.3 (H487Y)	-0.142
-	KRT5	NP_000415.2 (S528G/G543S)	-0.632
3	CLEC16A	Q2KHT3-3	2.257
4	IL17RC	NP_703191.1 (S182L)	1.925
5	GRM8	NP_000836.2	1.786
6	TADA3	NP_006345.1	1.719
7	SPP2	NP_008875.1	1.719
8	TP53	NP_001119586.1:p.R273H	1.567
9	CECR6	NP_001156551.1	1.549
9	CEP162	NP_055710.2	1.549



BSA	-	HA peptide	-	6xHis peptide	-	FLAG peptide	-	GST	-	MBP	-	Hemocyanin -KLH	-
-----	---	------------	---	---------------	---	--------------	---	-----	---	-----	---	-----------------	---

免疫組織化学染色

■ 染色に用いた組織標本

Sample ID		Supplier		
PAT_01571		ProteoGenex		
Organ		Histological diagnosis		
Stomach		Adenocarcinoma		
Sex	Age	Grade	Stage	TNM
Male	74	G3	IIIB	T4aN0M0

■ 染色像

