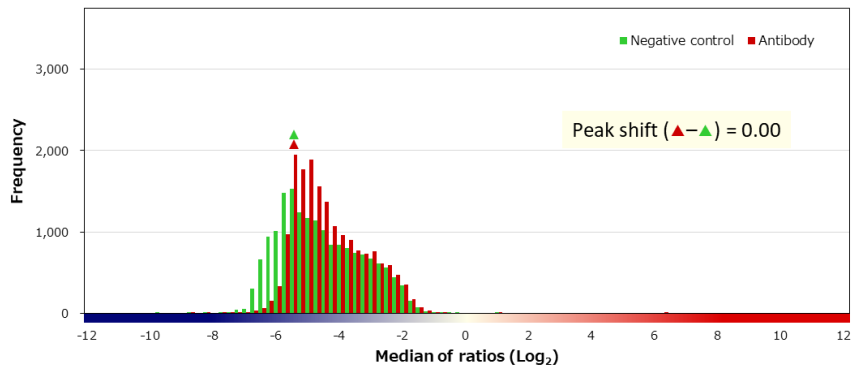
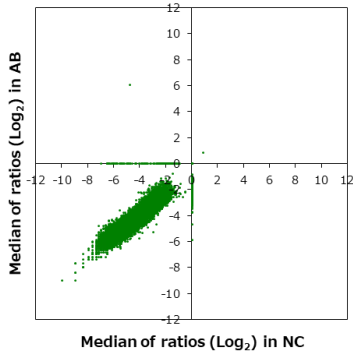


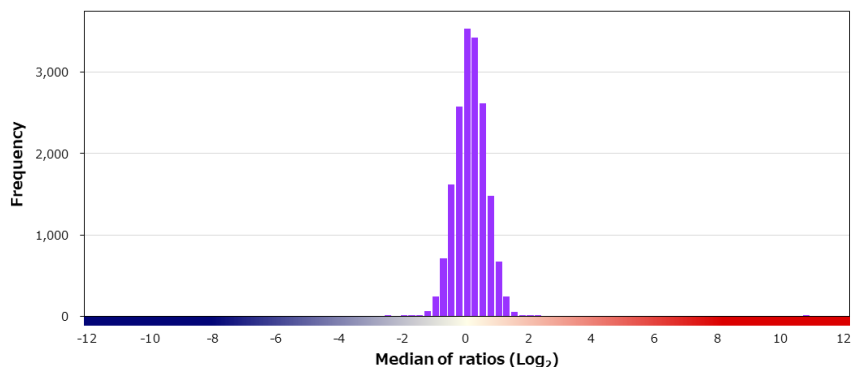
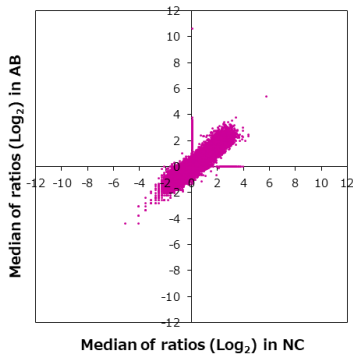
Supplier	Dako		Product code	M7018	Lot #	20020066			
Host	Mouse	Clonality	Monoclonal	Isotype	IgG1, kappa	Clone	OV-TL 12/30		
Applications	<input checked="" type="checkbox"/> WB	<input type="checkbox"/> SW	<input type="checkbox"/> ELISA	<input type="checkbox"/> FCM	<input type="checkbox"/> ICC	<input type="checkbox"/> IF	<input checked="" type="checkbox"/> IHC	<input type="checkbox"/> IP	<input type="checkbox"/> B/N
Note									

**タンパク質マイクロアレイ (18K)**

■ 測定値 (Raw データ) 分布

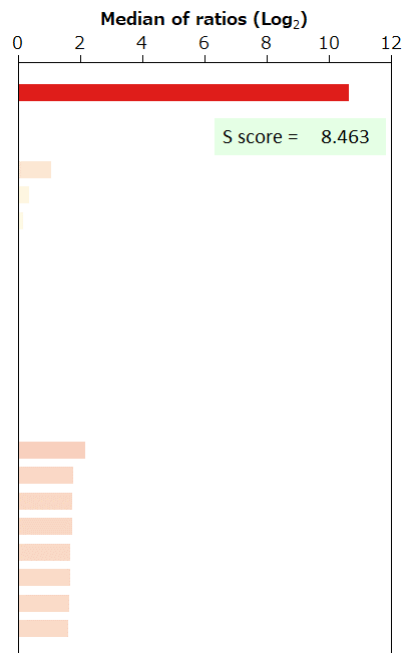


■ 補正值分布



■ 特異性検証

Rank	Gene	Protein	Score
<b>On target</b>			
1	KRT7	NP_005547.3 (H186R/G364A)	10.631
<b>Off target</b>			
-	KRT8	NP_002264.1	1.080
-	KRT10	NP_000412.3 (H487Y)	0.380
-	KRT14	NP_000517.2	0.172
-	KRT6A	NP_005545.1	-0.020
-	KRT6C	NP_775109.2 (R182Q)	-0.027
-	KRT18	NP_000215.1	-0.053
-	KRT20	NP_061883.1 (S129N)	-0.193
-	KRT17	NP_000413.1	-0.451
-	KRT19	NP_002267.2 (A60G)	-0.468
-	KRT6B	NP_005546.2	-0.606
-	KRT1	NP_006112.3	-0.727
2	TP53	NP_001263626.1:p.G86D	2.168
3	SCTR	NP_002971.2	1.783
4	ING1	NP_937860.1	1.766
5	CAMK2A	NP_741960.1 (Q223K)	1.736
6	OXGR1	NP_543008.3	1.695
7	PRR15L	NP_077296.1	1.673
8	LYPD6B	NP_001303932.1	1.641
9	FRMD1	NP_001116313.1	1.631



BSA	-	HA peptide	-	6xHis peptide	-	FLAG peptide	-
-----	---	------------	---	---------------	---	--------------	---

## 免疫組織化学染色

### 染色に用いた組織標本

Sample ID		Supplier		
PAT_01571		ProteoGenex		
Organ		Histological diagnosis		
Stomach		Adenocarcinoma		
Sex	Age	Grade	Stage	TNM
Male	74	G3	IIIB	T4aN0M0

### 染色像

