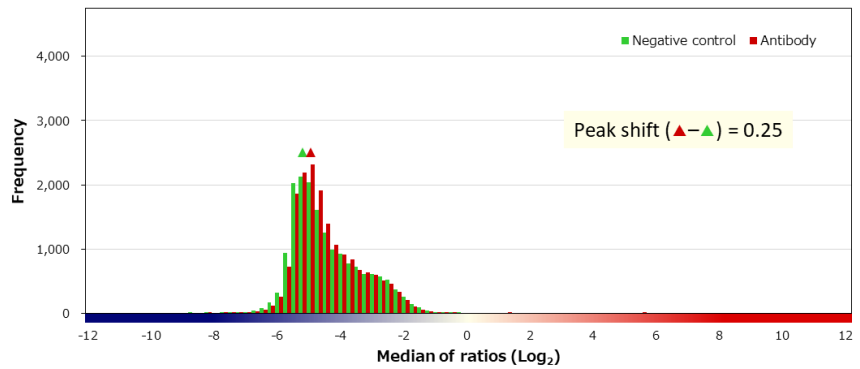
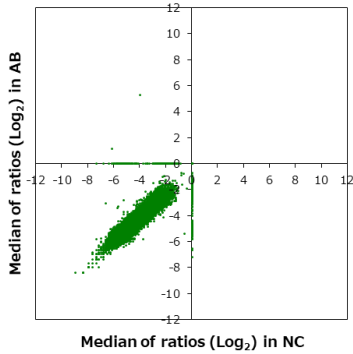


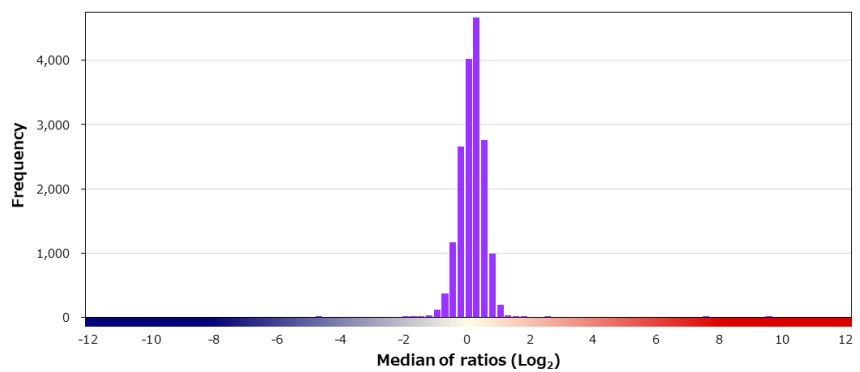
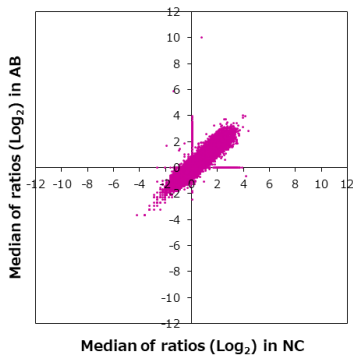
Supplier	Product code		Lot #
Agilent	IR09461		10111995
Host	Clonality	Isotype	Clone
Rabbit	Monoclonal	IgG	EP17/30
Applications			
<input type="checkbox"/> WB	<input type="checkbox"/> SW	<input type="checkbox"/> ELISA	<input type="checkbox"/> FCM
<input type="checkbox"/> ICC	<input type="checkbox"/> IF	<input checked="" type="checkbox"/> IHC	<input type="checkbox"/> IP
<input type="checkbox"/> B/N			
Note			

タンパク質マイクロアレイ (18K)

■ 測定値 (Raw データ) 分布

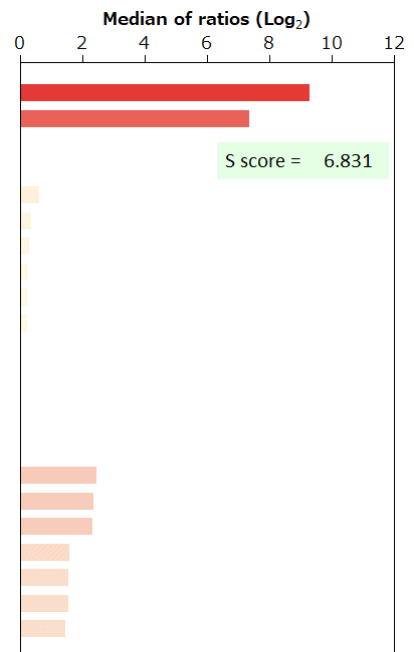


■ 補正值分布



■ 特異性検証

Rank	Gene	Protein	Score
On target			
1	KRT8	NP_002264.1	9.282
2	KRT18	NP_000215.1	7.358
Off target			
-	KRT7	NP_005547.3 (H186R/G364A)	0.631
-	KRT6A	NP_005545.1	0.380
-	KRT20	NP_061883.1 (S129N)	0.312
-	KRT6B	NP_005546.2	0.249
-	KRT10	NP_000412.3 (H487Y)	0.229
-	KRT17	NP_000413.1	0.228
-	KRT5	NP_000415.2 (S528G/G543S)	-0.117
-	KRT19	NP_002267.2 (A60G)	-0.132
-	KRT14	NP_000517.2	-0.269
-	KRT1	NP_006112.3	-0.379
-	KRT6C	NP_775109.2 (R182Q)	-0.500
3	NDUFB6	NP_002484.1	2.451
4	CDH13	NP_001207418.1	2.377
5	CACNB1	XP_016880516.1 (A72V/F157L/A235V)	2.319
6	HEBP2	NP_055135.1	1.597
7	FAM127A	O15255	1.560
8	PSD2	NP_115665.1	1.558
9	PRPF6	NP_036601.2	1.457



BSA	-	HA peptide	-	6xHis peptide	-	FLAG peptide	-
-----	---	------------	---	---------------	---	--------------	---

免疫組織化学染色

染色に用いた組織標本

Sample ID		Supplier		
PAT_01571		ProteoGenex		
Organ		Histological diagnosis		
Stomach		Adenocarcinoma		
Sex	Age	Grade	Stage	TNM
Male	74	G3	IIIB	T4aN0M0

染色像

