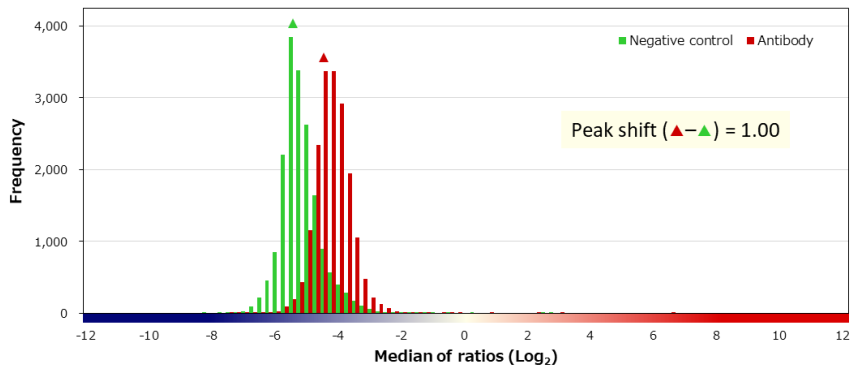
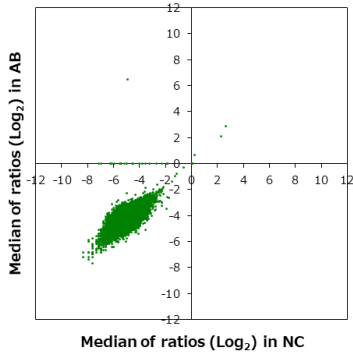


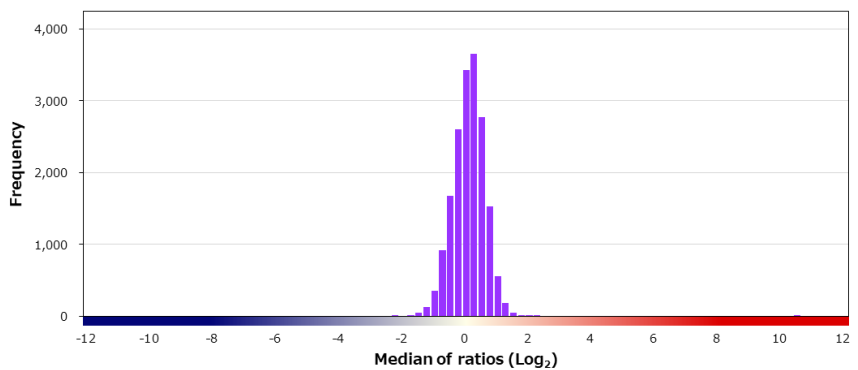
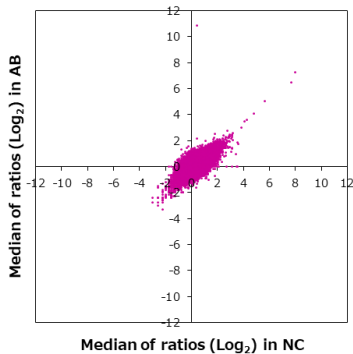
Supplier	Product code		Lot #
Leica	PA0067		66350
Host	Clonality	Isotype	Clone
Mouse	Monoclonal	IgG1	5D3
Applications			
<input type="checkbox"/> WB	<input type="checkbox"/> SW	<input type="checkbox"/> ELISA	<input type="checkbox"/> FCM
<input type="checkbox"/> ICC	<input type="checkbox"/> IF	<input checked="" type="checkbox"/> IHC	<input type="checkbox"/> IP
<input type="checkbox"/> B/N			
Note			

タンパク質マイクロアレイ (18K)

■ 測定値 (Raw データ) 分布

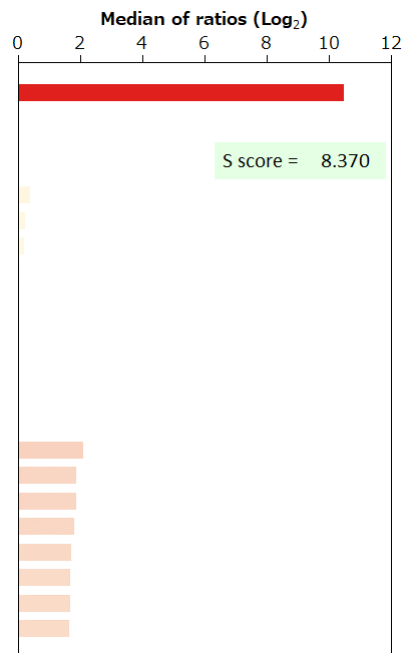


■ 補正值分布



■ 特異性検証

Rank	Gene	Protein	Score
On target			
1	KRT8	NP_002264.1	10.478
-	KRT18	NP_000215.1	-0.191
Off target			
-	KRT7	NP_005547.3 (H186R/G364A)	0.388
-	KRT14	NP_000517.2	0.243
-	KRT10	NP_000412.3 (H487Y)	0.191
-	KRT19	NP_002267.2 (A60G)	0.021
-	KRT17	NP_000413.1	-0.036
-	KRT20	NP_061883.1 (S129N)	-0.050
-	KRT6C	NP_775109.2 (R182Q)	-0.202
-	KRT6B	NP_005546.2	-0.394
-	KRT1	NP_006112.3	-0.449
-	KRT5	NP_000415.2 (S528G/G543S)	-0.850
2	REEP2	NP_001258732.1	2.108
3	PROCA1	NP_001291881.1	1.873
4	FAM32A	NP_054796.1	1.869
5	CCNT2	NP_490595.1	1.801
6	TMIE	NP_671729.2	1.711
7	H1FOO	NP_001295191.1	1.675
8	TMEM237	NP_689601.2	1.673
9	JSRP1	NP_653217.1	1.653



BSA	-	HA peptide	-	6xHis peptide	-	FLAG peptide	-	GST	-	MBP	-	Hemocyanin -KLH	-
-----	---	------------	---	---------------	---	--------------	---	-----	---	-----	---	-----------------	---

免疫組織化学染色

染色に用いた組織標本

Sample ID		Supplier		
PAT_01571		ProteoGenex		
Organ		Histological diagnosis		
Stomach		Adenocarcinoma		
Sex	Age	Grade	Stage	TNM
Male	74	G3	IIIB	T4aN0M0

染色像

