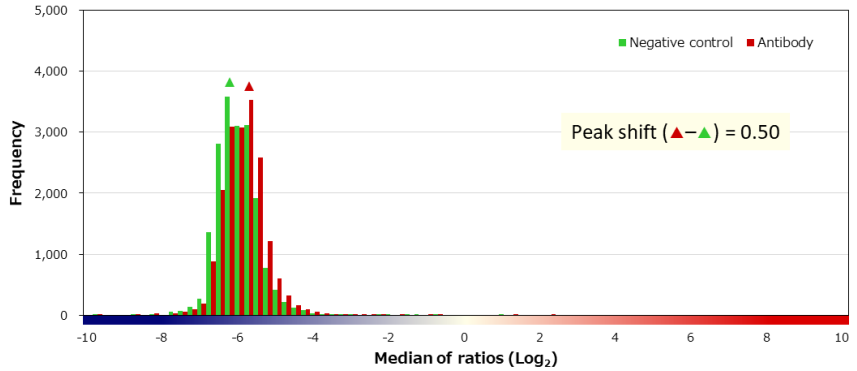
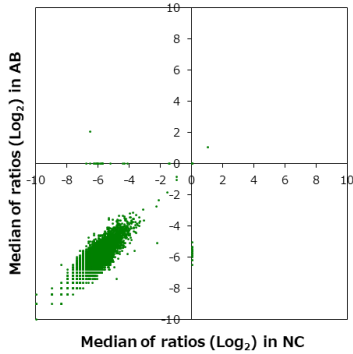


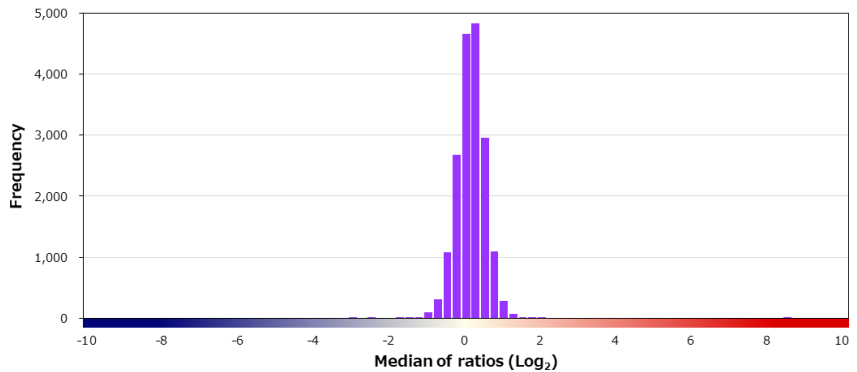
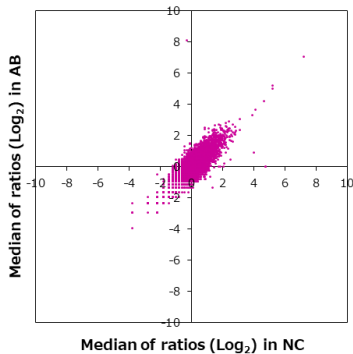
Supplier	Roche		Product code	760-2637		Lot #	V0001499	
Host	Mouse		Clonality	Monoclonal		Isotype	IgM, kappa	
Applications	<input type="checkbox"/> WB	<input type="checkbox"/> SW	<input type="checkbox"/> ELISA	<input type="checkbox"/> FCM	<input type="checkbox"/> ICC	<input type="checkbox"/> IF	<input checked="" type="checkbox"/> IHC	<input type="checkbox"/> IP <input type="checkbox"/> B/N
Note								

タンパク質マイクロアレイ (18K)

■ 測定値 (Raw データ) 分布

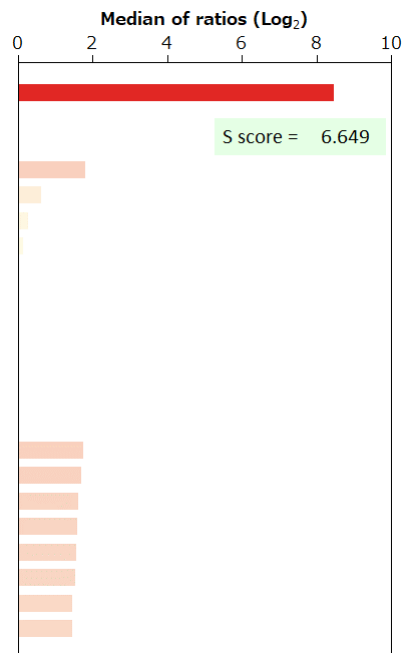


■ 補正值分布



■ 特異性検証

Rank	Gene	Protein	Score
On target			
1	KRT8	NP_002264.1	8.450
Off target			
2	KRT1	NP_006112.3	1.801
-	KRT6A	NP_005545.1	0.634
-	KRT4	P19013	0.267
-	KRT17	NP_000413.1	0.155
-	KRT18	NP_000215.1	0.012
-	KRT7	NP_005547.3 (H186R/G364A)	-0.032
-	KRT19	NP_002267.2 (A60G)	-0.125
-	KRT14	NP_000517.2	-0.125
-	KRT20	NP_061883.1 (S129N)	-0.225
-	KRT10	NP_000412.3 (H487Y)	-0.327
-	KRT5	NP_000415.2 (S528G/G543S)	-1.213
3	R3HDM1	NP_056176.2	1.749
4	SH3RF1	NP_065921.2	1.690
5	LAX1	NP_060243.2	1.634
6	HDGF	NP_004485.1	1.606
7	NFAT5	NP_006590.1	1.566
8	PALB2	NP_078951.2	1.553
9	VEGFB	NP_003368.1	1.460
9	CCR2	NP_001116868.1	1.460



BSA	-	HA peptide	-	6xHis peptide	-	FLAG peptide	-	GST	-	MBP	-	Hemocyanin -KLH	-
-----	---	------------	---	---------------	---	--------------	---	-----	---	-----	---	-----------------	---

免疫組織化学染色

■ 染色に用いた組織標本

Sample ID		Supplier		
PAT_01571		ProteoGenex		
Organ		Histological diagnosis		
Stomach		Adenocarcinoma		
Sex	Age	Grade	Stage	TNM
Male	74	G3	IIIB	T4aNOM0

■ 染色像

