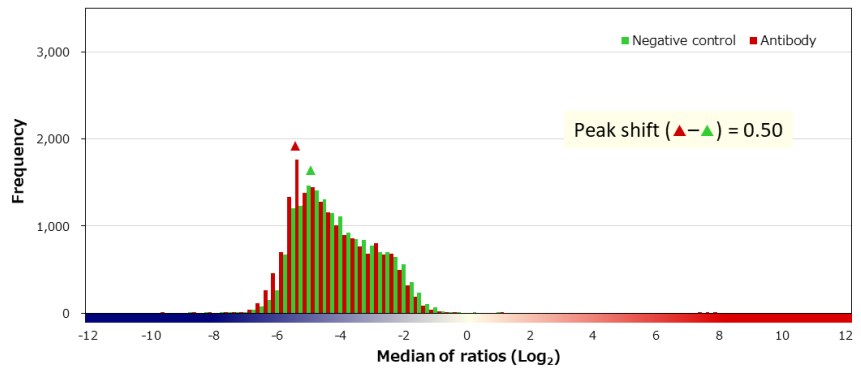
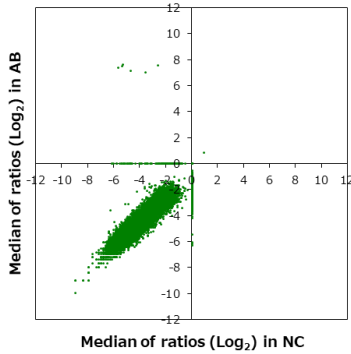


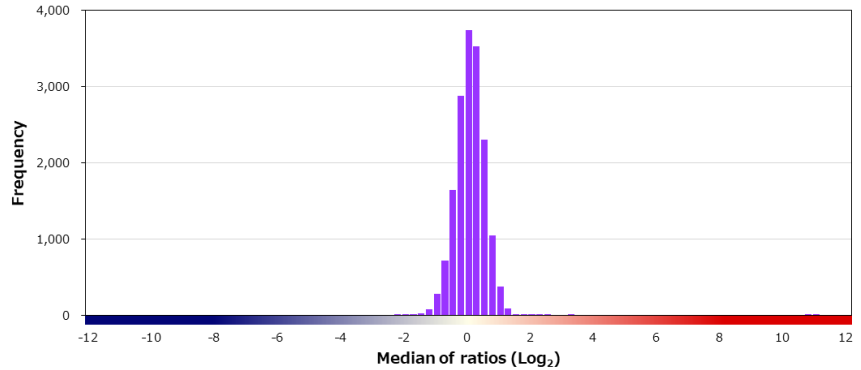
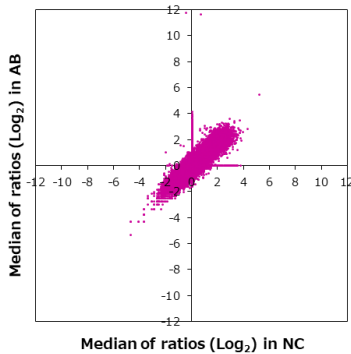
Supplier Cell Signaling Technology		Product code 4694S	Lot # 2
Host Mouse	Clonality Monoclonal	Isotype IgG1	Clone L38C12
Applications <input checked="" type="checkbox"/> WB <input type="checkbox"/> SW <input type="checkbox"/> ELISA <input checked="" type="checkbox"/> FCM <input type="checkbox"/> ICC <input type="checkbox"/> IF <input checked="" type="checkbox"/> IHC <input checked="" type="checkbox"/> IP <input type="checkbox"/> B/N			
Note			

**タンパク質マイクロアレイ (18K)**

■ 測定値 (Raw データ) 分布

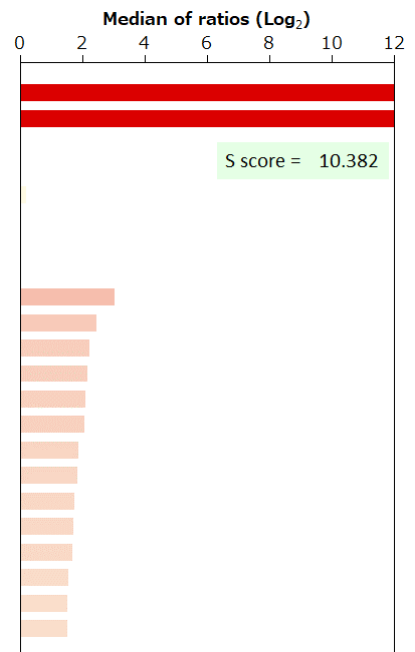


■ 補正值分布



■ 特異性検証

Rank	Gene	Protein	Score
<b>On target</b>			
1	MAP2K1	NP_002746.1	13.415
2	MAP2K2	NP_109587.1	13.365
<b>Off target</b>			
-	MAP2K6	NP_002749.2	0.192
-	MAP2K7	NP_660186.1	0.054
-	MAP2K3	NP_659731.1	-0.472
-	MAP2K4	NP_003001.1 (S16R)	-0.887
3	GTPBP1	NP_004277.2	3.033
4	ALPPL2	NP_112603.2 (L316R)	2.454
5	CGGBP1	NP_003654.3	2.226
6	ALS2CR11	NP_001161688.1 (H376Q)	2.177
7	SIRT1	NP_036370.2	2.099
8	HDAC3	NP_003874.2	2.086
9	LENG9	NP_945339.2	1.890
10	TBCCD1	NP_060608.1	1.835
11	BCL7A	NP_001019979.1	1.766
12	RAB24	NP_570137.2	1.732
13	RPS19BP1	NP_919307.1	1.690
14	CDC45	NP_001171482.1	1.546
15	LSMEM1	NP_872403.1	1.523
16	RWDD1	NP_057036.2	1.520



BSA	-	HA peptide	-	6xHis peptide	-	FLAG peptide	-
-----	---	------------	---	---------------	---	--------------	---

免疫組織化学染色

■ 染色に用いた組織標本

Sample ID		Supplier		
PAT_01571		ProteoGenex		
Organ		Histological diagnosis		
Stomach		Adenocarcinoma		
Sex	Age	Grade	Stage	TNM
Male	74	G3	IIIB	T4aNOM0

■ 染色像

