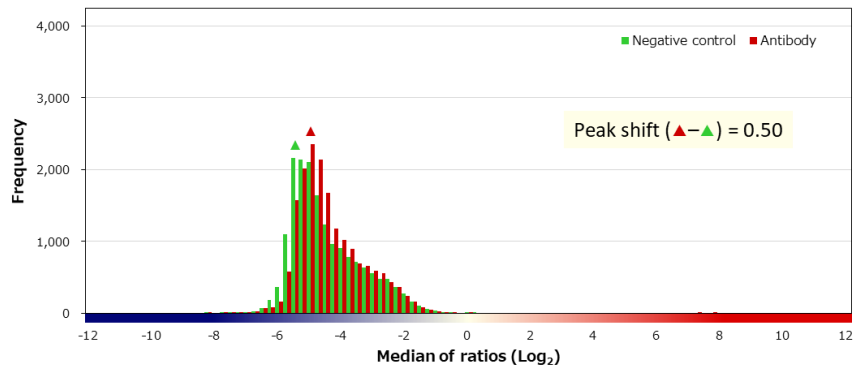
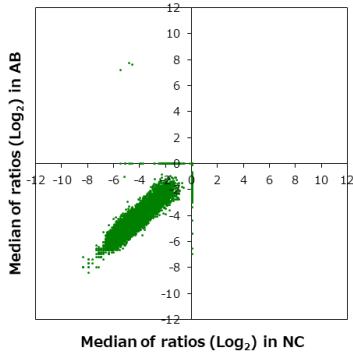


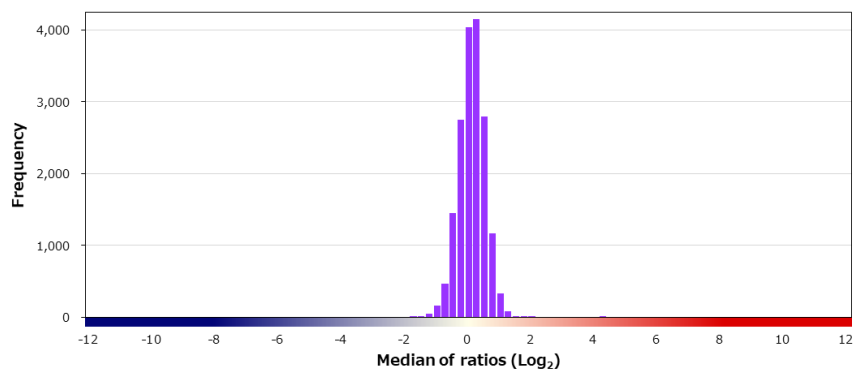
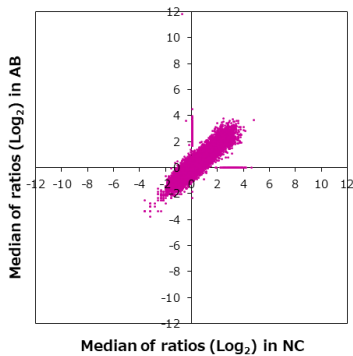
Supplier Biocare Medical		Product code ACR415AK	Lot # 31017
Host Rabbit	Clonality Monoclonal	Isotype IgG	Clone EP121
Applications <input type="checkbox"/> WB <input type="checkbox"/> SW <input type="checkbox"/> ELISA <input type="checkbox"/> FCM <input type="checkbox"/> ICC <input type="checkbox"/> IF <input checked="" type="checkbox"/> IHC <input type="checkbox"/> IP <input type="checkbox"/> B/N			
Note			

タンパク質マイクロアレイ (18K)

■ 測定値 (Raw データ) 分布

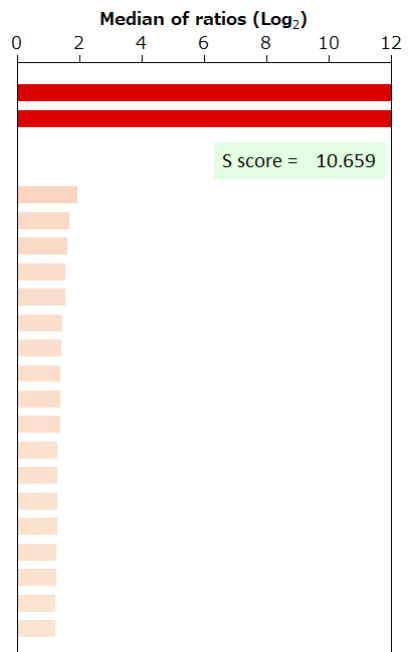


■ 補正值分布



■ 特異性検証

Rank	Gene	Protein	Score
On target			
1	MYC	NP_002458.2	12.604
2	MYC	P01106-1	12.121
Off target			
3	PIK3R5	NP_001238780.1	1.945
4	REEP2	NP_001258732.1	1.683
5	TP53	NP_001119587.1:p.G112D	1.635
6	TMEM237	NP_689601.2	1.552
7	GSTM3	NP_000840.2	1.545
8	TOP3B	NP_003926.1 (D365N)	1.447
9	SOX2	NP_003097.1	1.420
10	ZNF35	NP_003411.3	1.409
11	ZASP	NP_001276862.1	1.397
12	STAT5A	NP_001275648.1	1.388
13	MLF1	NP_001182361.1	1.313
14	NPY5R	NP_006165.1	1.310
15	WWP2	NP_008945.2	1.295
16	C1orf229	NP_997284.1	1.293
17	NDN	NP_002478.1	1.268
18	STAC3	NP_659501.1	1.259
19	TNS1	Q9HBL0-2	1.252
20	KCNH5	NP_647479.2 (A745T)	1.249



BSA	-	HA peptide	-	6xHis peptide	-	FLAG peptide	-
-----	---	------------	---	---------------	---	--------------	---

免疫組織化学染色

■ 染色に用いた組織標本

Sample ID		Supplier		
PAT_01571		ProteoGenex		
Organ		Histological diagnosis		
Stomach		Adenocarcinoma		
Sex	Age	Grade	Stage	TNM
Male	74	G3	IIIB	T4aN0M0

■ 染色像

