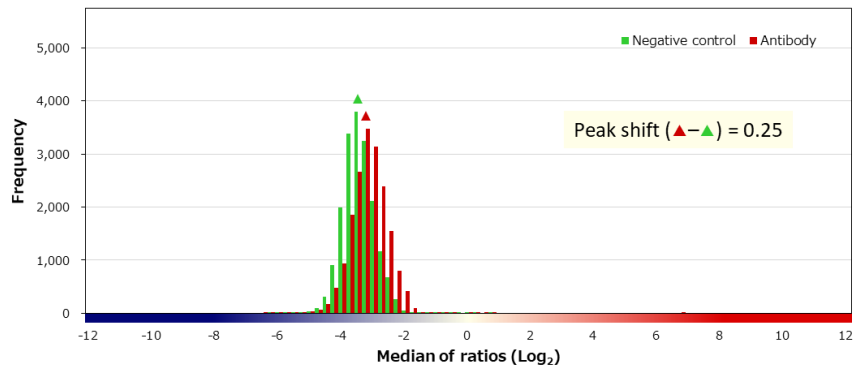
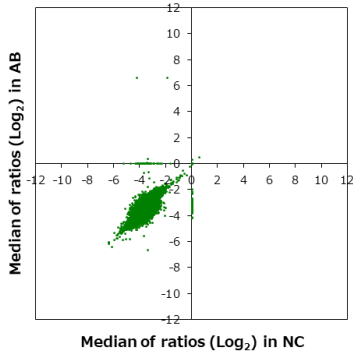


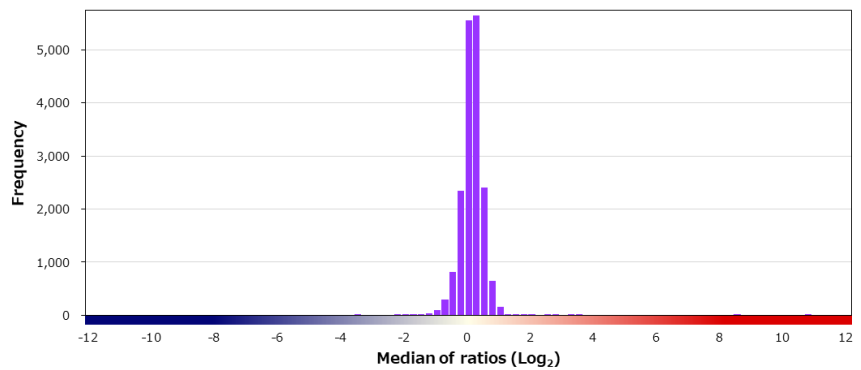
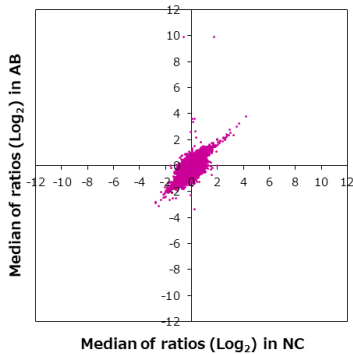
Supplier Cell Signaling Technology		Product code 12041S	Lot # 3
Host Rabbit	Clonality Monoclonal	Isotype IgG	Clone D6H2L
Applications <input checked="" type="checkbox"/> WB <input type="checkbox"/> SW <input type="checkbox"/> ELISA <input checked="" type="checkbox"/> FCM <input type="checkbox"/> ICC <input checked="" type="checkbox"/> IF <input checked="" type="checkbox"/> IHC <input checked="" type="checkbox"/> IP <input type="checkbox"/> B/N			
Note			

タンパク質マイクロアレイ (18K)

■ 測定値 (Raw データ) 分布

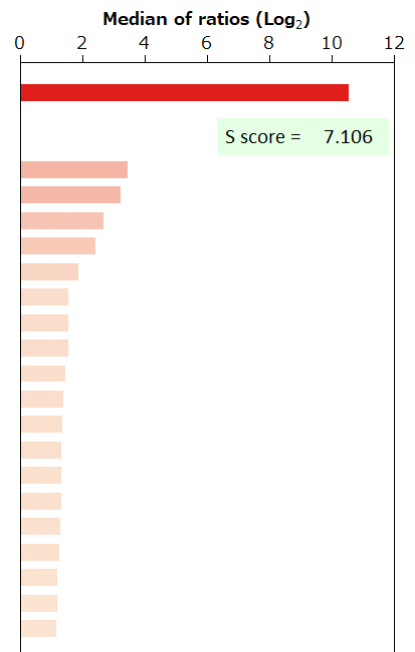


■ 補正值分布



■ 特異性検証

Rank	Gene	Protein	Score
On target			
1	NR3C1	NP_000167.1	10.552
Off target			
2	MTF2	NP_001157863.1	3.446
3	PRR5L	NP_001153640.1	3.247
4	OR1J4	NP_001004452.1	2.692
5	IGSF1	NP_991402.1	2.414
6	NUPR2	NP_001139184.1	1.875
7	PAGE1	NP_003776.2	1.559
8	TERF2	NP_005643.1	1.550
9	MELTF	NP_201573.1	1.547
10	C17orf82	NP_982249.2 (L186P)	1.471
11	SEC23B	NP_006354.2 (M373V/P433L)	1.397
12	VWA2	Q5GFL6-2	1.369
13	ANK1	NP_065211.2	1.348
14	GIMAP4	NP_060796.1	1.335
15	SLITRK4	NP_775101.1	1.317
16	CYLC2	NP_001331.1	1.292
17	HIST1H1C	NP_005310.1	1.269
18	AHCY	NP_000678.1	1.211
19	PITPNM1	NP_004901.2	1.201
20	EXD2	NP_060669.1	1.161



BSA	-	HA peptide	-	6xHis peptide	-	FLAG peptide	-
-----	---	------------	---	---------------	---	--------------	---

免疫組織化学染色

■ 染色に用いた組織標本

Sample ID		Supplier		
PAT_01571		ProteoGenex		
Organ		Histological diagnosis		
Stomach		Adenocarcinoma		
Sex	Age	Grade	Stage	TNM
Male	74	G3	IIIB	T4aNOM0

■ 染色像

